

Nottingham to Derby, Matlock, Stoke-on-Trent, Crewe, Birmingham, Cardiff and Bristol

Mondays to Fridays

Operator Days of operation/Notes 1st Class/Reservations/Bus/Ferry Catering facilities	EM A	EM	XC B 1◇	EM	EM C	EM	XC 1◇	EM	EM A	XC 1◇	EM D	EM E	XC F 1◇	EM	XC G 1◇	EM	XC 1◇	EM A	
Grimsby Town (GMB)	d																		
Lincoln (LCN)	d																	0614	
Newark Castle (NCT)	d																	0642	
Nottingham (NOT)	8 d	0514			0553			0600		0611				0639	0653			0704	0712
Beeston (BEE)	d	0519a			0559			0606		0617a				0645	0659			0710	0717a
Attenborough (ATB)	d							0609							0702			0713	
Long Eaton (LGE)	d				0608	0613		0620				0659			0709			0724	
Spondon (SPO)	d							0627							0716				
Derby (DBY)	6 a				0619	0622		0633	←					0708	0701	0722		←	0734
Derby (DBY)	6 d		0540	0610	0642		0633	0637	0642		0649	0654		0713	0734	0728	0734	0738	
Duffield (DFI)	d		0547		→		0640								→			0741	
Belper (BLP)	d		0552				0645					0702a						0746	
Ambergate (AMB)	d		0557				0650											0751	
Whatstandwell (WTS)	d		0601				0654											0755	
Cromford (CMF)	d		0606				0700											0801	
Matlock Bath (MTB)	d		0609				0702											0804	
Matlock (MAT)	a		0612				0705											0807	
Peartree (PEA)	d									0645									
Tutbury & Hatton (TUT)	d									0657									
Uttoxeter (UTT)	d									0707									
Blythe Bridge (BYB)	d									0721									
Longton (LGN)	d									0727									
Stoke-on-Trent (SOT)	d									0734									
Longport (LPT)	d																		
Kidsgrove (KDG)	d									0743									
Alsager (ASG)	d									0747									
Crewe (CRE)	10 a									0756									
Willington (WIL)	d																		0745
Burton-on-Trent (BUT)	d			0621				0649						0723		0738			0752
Tamworth (TAM)	d			0631				0700		0707				0734		0749			0803
Wilnecote (WNE)	d							0704											0807
Water Orton (WTO)	d																		
Birmingham New Street (BHM)	12 a			0652				0724			0727			0756		0806			0825
University (UNI)	a										0736								0836
Worcestershire Parkway (WOP)	a										0758								0858
Ashchurch for Tewkesbury (ASC)	a																		
Cheltenham Spa (CNM)	a			0756							0814				0850				0914
Gloucester (GCR)	7 a										0824								0926
Lydney (LYD)	a																		
Chepstow (CPW)	a										0852								0953
Newport (South Wales) (NWP)	a										0911								1010
Cardiff Central (CDF)	7 a										0925								1025
Bristol Parkway (BPW)	7 a			0829															0920
Bristol Temple Meads (BRI)	10 a			0839															0930

For the complete service between Lincoln and Nottingham see table 057
 For the complete service between Stoke-on-Trent and Crewe see table 076
 For the complete service between Water Orton and Birmingham see table 054
 For the complete service between Birmingham and Cheltenham Spa/Cardiff/Bristol see table 132

NOTES (see introductory pages for explanation of train operator codes and standard symbols)

- a Arrival time
- d Departure time
- A To London St Pancras Intl
- B To Plymouth
- C From Leicester to Sheffield
- D To Sheffield
- E From London St Pancras Intl to Sheffield
- F To Bournemouth
- G From Leeds to Plymouth

Nottingham to Derby, Matlock, Stoke-on-Trent, Crewe, Birmingham, Cardiff and Bristol

Mondays to Fridays

Operator Days of operation/Notes 1st Class/Reservations/Bus/Ferry Catering facilities	EM	EM H	XC 1◇	EM C	EM	XC J 1◇	EM	XC	EM A	EM	EM H	XC K 1◇	XC	EM E	EM	XC L 1◇	EM	XC	
Grimsby Town (GMB)	d																		
Lincoln (LCN)	d																		
Newark Castle (NCT)	d	0625								0736									
Nottingham (NOT)	8 d	0716	0727	0737		0753			0808	0813	0817	0824		0839		0854			0907
Beeston (BEE)	d	0723	0733	0743		0759			0814	0818a	0823	0831	0845		0900				0913
Attenborough (ATB)	d		0737a			0802						0834a			0903				
Long Eaton (LGE)	d	0731		0752	0805	0809			0827		0832			0854	0902	0910			0927
Spondon (SPO)	d					0816								0901		0917			
Derby (DBY)	6 a	0742		0802	0814	0823		←	0838		0844			0907	0911	0923		←	0937
Derby (DBY)	6 d	0746		0806		0836	0828	0836	0842		0847		0853	0910		0935	0931	0935	0941
Duffield (DFI)	d					→		0843								→			0942
Belper (BLP)	d							0848											0947
Ambergate (AMB)	d							0853											0952
Whatstandwell (WTS)	d							0857											0956
Cromford (CMF)	d							0902											1002
Matlock Bath (MTB)	d							0905											1004
Matlock (MAT)	a							0908											1007
Peartree (PEA)	d	0749																	
Tutbury & Hatton (TUT)	d	0800								0901									
Uttoxeter (UTT)	d	0810								0911									
Blythe Bridge (BYB)	d	0824								0924									
Longton (LGN)	d	0830								0930									
Stoke-on-Trent (SOT)	d	0837								0937									
Longport (LPT)	d	0842																	
Kidsgrove (KDG)	d	0848								0945									
Alsager (ASG)	d	0852								0949									
Crewe (CRE)	10 a	0900								0958									
Willington (WIL)	d																		0949
Burton-on-Trent (BUT)	d			0818		0838		0853					0921			0941			0955
Tamworth (TAM)	d			0830		0850c		0905					0933						1007
Wilnecote (WNE)	d			0834									0937						
Water Orton (WTO)	d			0844															
Birmingham New Street (BHM)	12 a			0855		0907		0923				0928	0955			1004			1027
University (UNI)	a							0936											1036
Worcestershire Parkway (WOP)	a							0958											1058
Ashchurch for Tewkesbury (ASC)	a																		
Cheltenham Spa (CNM)	a					0950		1014								1050			1116
Gloucester (GCR)	7 a							1025											1127
Lydney (LYD)	a							1046											
Chepstow (CPW)	a																		1154
Newport (South Wales) (NWP)	a								1111										1211
Cardiff Central (CDF)	7 a								1125										1225
Bristol Parkway (BPW)	7 a					1020													1121
Bristol Temple Meads (BRI)	10 a					1033													1131

NOTES (see introductory pages for explanation of train operator codes and standard symbols)

- a Arrival time
- d Departure time
- c Arrives 3 minutes earlier

- A To London St Pancras Intl
- C From Leicester to Sheffield
- E From London St Pancras Intl to Sheffield
- H To Leicester
- J From York to Plymouth
- K From Newcastle to Reading
- L From Newcastle to Plymouth

Nottingham to Derby, Matlock, Stoke-on-Trent, Crewe, Birmingham, Cardiff and Bristol

Mondays to Fridays

Operator Days of operation/Notes 1st Class/Reservations/Bus/Ferry Catering facilities	EM A	EM	EM H	XC I◇	EM E	EM	XC M I◇	EM	XC I◇	EM A	EM	EM H	XC K I◇	XC I◇	EM E	EM	XC M I◇	EM
Grimsby Town (GMB)	d		0741									0840						
Lincoln (LCN)	d		0838									0935						
Newark Castle (NCT)	d	0841	0906								0936	1003						
Nottingham (NOT)	8 d	0912	0916	0929	0941		0954			1007	1012	1017	1027		1041		1054	
Beeston (BEE)	d	0917a	0922	0935			1000			1013	1017a	1023	1033				1100	
Attenborough (ATB)	d			0939a									1037a				1103	
Long Eaton (LGE)	d		0931			1002	1010			1027		1033			1059		1111	
Spondon (SPO)	d						1017											
Derby (DBY)	6 a		0943		1002	1011	1023		←	1038		1043			1102	1108	1123	←
Derby (DBY)	6 d		0947		1010		1036	1031	1036	1041		1047		1055	1110		1134	1134
Duffield (DFI)	d						1036		1043								1134	1141
Belper (BLP)	d								1048									1146
Ambergate (AMB)	d								1053									1151
Whatstandwell (WTS)	d								1057									1155
Cromford (CMF)	d								1103									1201
Matlock Bath (MTB)	d								1106									1203
Matlock (MAT)	a								1109									1206
Peartree (PEA)	d																	
Tutbury & Hatton (TUT)	d		1000									1100						
Uttoxeter (UTT)	d		1010									1110						
Blythe Bridge (BYB)	d		1024									1124						
Longton (LGN)	d		1030									1130						
Stoke-on-Trent (SOT)	d		1037									1137						
Longport (LPT)	d																	
Kidsgrove (KDG)	d		1045									1145						
Alsager (ASG)	d		1049									1149						
Crewe (CRE)	10 a		1058									1158						
Wilmington (WIL)	d																	
Burton-on-Trent (BUT)	d				1021					1053					1121			
Tamworth (TAM)	d				1033		1049			1105					1132			
Wilnecote (WNE)	d				1037										1136			
Water Orton (WTO)	d																	
Birmingham New Street (BHM)	12 a				1055		1106			1123			1128	1155			1203	
University (UNI)	a									1136								
Worcestershire Parkway (WOP)	a									1158								
Ashchurch for Tewkesbury (ASC)	a																	
Cheltenham Spa (CNM)	a						1150			1214							1250	
Gloucester (GCR)	7 a									1226								
Lydney (LYD)	a																	
Chepstow (CPW)	a									1253								
Newport (South Wales) (NWP)	a									1311								
Cardiff Central (CDF)	7 a									1325								
Bristol Parkway (BPW)	7 a						1220										1321	
Bristol Temple Meads (BRI)	10 a						1234										1332	

NOTES (see introductory pages for explanation of train operator codes and standard symbols)

- a Arrival time
- d Departure time
- A To London St Pancras Intl
- E From London St Pancras Intl to Sheffield
- H To Leicester
- K From Newcastle to Reading
- M From Edinburgh to Plymouth

Nottingham to Derby, Matlock, Stoke-on-Trent, Crewe, Birmingham, Cardiff and Bristol

Mondays to Fridays

Operator Days of operation/Notes 1st Class/Reservations/Bus/Ferry Catering facilities	XC	EM	EM	EM	XC	EM	EM	XC	EM	XC	EM	EM	EM	XC	XC	EM	EM	XC
	1◇ ⚡	A ⚡		H ⚡	1◇ ⚡	E ⚡		M 1◇ ⚡		1◇ ⚡	A ⚡		H ⚡	K 1◇ ⚡	1◇ ⚡	E ⚡		N 1◇ ⚡
Grimsby Town (GMB)	d												1040					
Lincoln (LCN)	d			1034									1135					
Newark Castle (NCT)	d		1036	1104								1136						
Nottingham (NOT)	8 d	1107	1112	1117	1127	1141		1154			1207	1212	1216	1227		1241		1255
Beeston (BEE)	d	1113	1117a	1123	1133			1200			1213	1217a	1222	1233				1301
Attenborough (ATB)	d				1137a									1237a				1304
Long Eaton (LGE)	d	1124		1131			1159	1209			1224		1231			1259		1311
Spondon (SPO)	d							1215										
Derby (DBY)	6 a	1135		1143		1202	1208	1222		←	1234		1242			1303	1308	1322
Derby (DBY)	6 d	1138		1147		1210		1234	1231	1234	1238		1246		1255	1310		1334
Duffield (DFI)	d							→		1241								→
Belper (BLP)	d									1246								
Ambergate (AMB)	d									1251								
Whatstandwell (WTS)	d									1255								
Cromford (CMF)	d									1301								
Matlock Bath (MTB)	d									1303								
Matlock (MAT)	a									1306								
Peartree (PEA)	d																	
Tutbury & Hatton (TUT)	d			1200									1300					
Uttoxeter (UTT)	d			1210									1310					
Blythe Bridge (BYB)	d			1224									1324					
Longton (LGN)	d			1230									1330					
Stoke-on-Trent (SOT)	d			1237									1337					
Longport (LPT)	d																	
Kidsgrove (KDG)	d			1245									1345					
Alsager (ASG)	d			1249									1349					
Crewe (CRE)	10 a			1258									1358					
Willington (WIL)	d															1317		
Burton-on-Trent (BUT)	d	1151				1221				1251						1324		1341
Tamworth (TAM)	d	1203				1232		1249		1303						1336		
Wilnecote (WNE)	d					1236												
Water Orton (WTO)	d																	
Birmingham New Street (BHM)	12 a	1225				1255		1305		1325				1328	1355			1404
University (UNI)	a	1236								1336								
Worcestershire Parkway (WOP)	a	1258								1358								
Ashchurch for Tewkesbury (ASC)	a																	
Cheltenham Spa (CNM)	a	1314						1350		1414								1450
Gloucester (GCR)	7 a	1326								1425								
Lydney (LYD)	a	1345																
Chepstow (CPW)	a									1453								
Newport (South Wales) (NWP)	a	1410								1510								
Cardiff Central (CDF)	7 a	1425								1525								
Bristol Parkway (BPW)	7 a									1420								1520
Bristol Temple Meads (BRI)	10 a									1432								1534

NOTES (see introductory pages for explanation of train operator codes and standard symbols)

- a Arrival time
- d Departure time
- A To London St Pancras Intl
- E From London St Pancras Intl to Sheffield
- H To Leicester
- K From Newcastle to Reading
- M From Edinburgh to Plymouth
- N From Glasgow Central to Plymouth

Nottingham to Derby, Matlock, Stoke-on-Trent, Crewe, Birmingham, Cardiff and Bristol

Mondays to Fridays

Operator Days of operation/Notes 1st Class/Reservations/Bus/Ferry Catering facilities	EM	X C	EM A	EM	EM H	X C	EM E	EM	X C P	EM	X C	EM A	EM	EM H	X C K	X C	EM E	EM	
		1 ◇ ⌘	⌘			1 ◇ ⌘	⌘		1 ◇ ⌘		1 ◇ ⌘	⌘			1 ◇ ⌘	1 ◇ ⌘	⌘		
Grimsby Town (GMB)	d													1240					
Lincoln (LCN)	d				1236									1335					
Newark Castle (NCT)	d			1246	1304								1343	1404					
Nottingham (NOT)	8 d		1307	1312	1317	1328	1341		1356			1407	1412	1417	1427		1441	1454	
Beeston (BEE)	d		1313	1317a	1323	1335			1402			1413	1417a	1423	1434			1500	
Attenborough (ATB)	d					1339a									1437a			1503	
Long Eaton (LGE)	d		1325		1331			1400	1410			1424		1432			1459	1511	
Spondon (SPO)	d							1416											
Derby (DBY)	6 a	←	1336		1344		1402	1409	1422	←		1435		1443			1504	1508	1522
Derby (DBY)	6 d	1334	1340		1348		1410		1434	1431	1434	1439		1447		1453	1510		1534
Duffield (DFI)	d	1341							1441										→
Belper (BLP)	d	1346							1446										
Ambergate (AMB)	d	1351							1451										
Whatstandwell (WTS)	d	1355							1455										
Cromford (CMF)	d	1401							1500										
Matlock Bath (MTB)	d	1403							1503										
Matlock (MAT)	a	1406							1506										
Peartree (PEA)	d																		
Tutbury & Hatton (TUT)	d				1401									1500					
Uttoxeter (UTT)	d				1411									1510					
Blythe Bridge (BYB)	d				1425									1524					
Longton (LGN)	d				1431									1530					
Stoke-on-Trent (SOT)	d				1437									1537					
Longport (LPT)	d																		
Kidsgrove (KDG)	d				1445									1545					
Alsager (ASG)	d				1449									1549					
Crewe (CRE)	10 a				1459									1558					
Wilmington (WIL)	d																1517		
Burton-on-Trent (BUT)	d		1351				1421					1450					1524		
Tamworth (TAM)	d		1403				1433		1449		1502						1536		
Wilnecote (WNE)	d						1437												
Water Orton (WTO)	d																		
Birmingham New Street (BHM)	12 a		1422				1456		1506		1523				1526	1556			
University (UNI)	a		1436								1536								
Worcestershire Parkway (WOP)	a		1458								1558								
Ashchurch for Tewkesbury (ASC)	a																		
Cheltenham Spa (CNM)	a		1514						1550		1614								
Gloucester (GCR)	7 a		1525								1625								
Lydney (LYD)	a										1645								
Chepstow (CPW)	a		1553								1655								
Newport (South Wales) (NWP)	a		1611								1712								
Cardiff Central (CDF)	7 a		1625								1726								
Bristol Parkway (BPW)	7 a								1620										
Bristol Temple Meads (BRI)	10 a								1631										

NOTES (see introductory pages for explanation of train operator codes and standard symbols)

- a Arrival time
- d Departure time
- A To London St Pancras Intl
- E From London St Pancras Intl to Sheffield
- H To Leicester
- K From Newcastle to Reading
- P From Edinburgh to Penzance

Nottingham to Derby, Matlock, Stoke-on-Trent, Crewe, Birmingham, Cardiff and Bristol

Mondays to Fridays

Operator Days of operation/Notes 1st Class/Reservations/Bus/Ferry Catering facilities	XC Q ⚡	EM	XC A ⚡	EM A ⚡	EM	EM H ⚡	XC E ⚡	EM	XC M ⚡	EM	XC A ⚡	EM	EM H ⚡	XC E ⚡	EM	EM H ⚡	XC E ⚡	EM	
Grimsby Town (GMB)	d																		1438
Lincoln (LCN)	d																		1533
Newark Castle (NCT)	d					1438													1559
Nottingham (NOT)	8 d			1507	1512	1517	1528	1541		1554			1607	1612	1617	1628	1641		1654
Beeston (BEE)	d			1513	1517a	1523	1534			1600			1613	1617a	1623	1634			1700
Attenborough (ATB)	d						1538a			1603						1638a			1703
Long Eaton (LGE)	d			1524		1531				1559			1624		1632			1659	1710
Spondon (SPO)	d									1618									1717
Derby (DBY)	6 a		←	1535		1543		1601	1609	1624		←	1635		1643		1704	1708	1723
Derby (DBY)	6 d	1528	1534	1538		1547		1610		1634	1631	1634	1638		1646		1710		1734
Duffield (DFI)	d		1541							1641									→
Belper (BLP)	d		1546							1646									
Ambergate (AMB)	d		1551							1651									
Whatstandwell (WTS)	d		1555							1655									
Cromford (CMF)	d		1600							1700									
Matlock Bath (MTB)	d		1603							1703									
Matlock (MAT)	a		1606							1706									
Peartree (PEA)	d														1649				
Tutbury & Hatton (TUT)	d					1600									1701				
Uttoxeter (UTT)	d					1610									1711				
Blythe Bridge (BYB)	d					1624									1725				
Longton (LGN)	d					1630									1731				
Stoke-on-Trent (SOT)	d					1637									1737				
Longport (LPT)	d																		
Kidsgrove (KDG)	d														1745				
Alsager (ASG)	d														1749				
Crewe (CRE)	10 a														1759				
Willington (WIL)	d																		1717
Burton-on-Trent (BUT)	d	1539		1550				1621					1651						1724
Tamworth (TAM)	d			1602				1634		1649			1703						1736
Wilnecote (WNE)	d							1638											
Water Orton (WTO)	d																		
Birmingham New Street (BHM)	12 a	1604		1625				1657		1706			1723						1755
University (UNI)	a			1636									1736						
Worcestershire Parkway (WOP)	a			1658									1758						
Ashchurch for Tewkesbury (ASC)	a			1708									1808						
Cheltenham Spa (CNM)	a	1650		1718						1750			1818						
Gloucester (GCR)	7 a			1727									1828						
Lydney (LYD)	a			1749															
Chepstow (CPW)	a																		
Newport (South Wales) (NWP)	a					1814							1914						
Cardiff Central (CDF)	7 a			1828									1927						
Bristol Parkway (BPW)	7 a	1720								1820									
Bristol Temple Meads (BRI)	10 a	1731								1833									

NOTES (see introductory pages for explanation of train operator codes and standard symbols)

- a Arrival time
- d Departure time
- A To London St Pancras Intl
- E From London St Pancras Intl to Sheffield
- H To Leicester
- M From Edinburgh to Plymouth
- Q From Aberdeen to Penzance

Nottingham to Derby, Matlock, Stoke-on-Trent, Crewe, Birmingham, Cardiff and Bristol

Mondays to Fridays

Operator Days of operation/Notes 1st Class/Reservations/Bus/Ferry Catering facilities	XC M 11◇ ⚡	EM	XC 11◇ ⚡	EM A ⚡	EM	EM H	XC R 11◇ ⚡	XC 11◇ ⚡	EM E ⚡	EM	XC M 11◇ ⚡	XC 11◇ ⚡	EM A ⚡	EM	EM H	XC 11◇ ⚡	EM E ⚡	EM	
Grimsby Town (GMB)	d																		1641
Lincoln (LCN)	d					1634													1736
Newark Castle (NCT)	d				1637	1705								1738					1808
Nottingham (NOT)	8 d			1707	1712	1717	1730		1741		1754		1805	1810	1815	1837	1845		1856
Beeston (BEE)	d			1713	1717a	1723	1736				1800		1811	1815a	1821	1843			1902
Attenborough (ATB)	d						1740a				1803					1847a			1905
Long Eaton (LGE)	d			1724		1732			1753	1804	1810		1821		1831			1903	1913
Spondon (SPO)	d								1800		1816								
Derby (DBY)	6 a		←	1735		1743			1806	1813	1822		1831		1843		1909	1912	1924
Derby (DBY)	6 d	1731	1734	1738		1746		1753	1810		1824	1830	1839		1847		1912		1937
Duffield (DFI)	d			1741							1831								→
Belper (BLP)	d			1746							1836								
Ambergate (AMB)	d			1751							1841								
Whatstandwell (WTS)	d			1755							1845								
Cromford (CMF)	d			1800							1850								
Matlock Bath (MTB)	d			1803							1853								
Matlock (MAT)	a			1806							1856								
Peartree (PEA)	d					1749													
Tutbury & Hatton (TUT)	d					1801									1901				
Uttoxeter (UTT)	d					1811									1911				
Blythe Bridge (BYB)	d					1825									1924				
Longton (LGN)	d					1831									1930				
Stoke-on-Trent (SOT)	d					1837									1936				
Longport (LPT)	d																		
Kidsgrove (KDG)	d					1845									1945				
Alsager (ASG)	d					1849									1949				
Crewe (CRE)	10 a					1859									1958				
Willington (WIL)	d								1817										
Burton-on-Trent (BUT)	d	1741		1750					1824										1923
Tamworth (TAM)	d			1801					1836			1849	1902						1935
Wilnecote (WNE)	d			1805															1939
Water Orton (WTO)	d																		
Birmingham New Street (BHM)	12 a	1806		1823			1829	1855				1907	1923						1956
University (UNI)	a			1836											1936				
Worcestershire Parkway (WOP)	a			1858											1958				
Ashchurch for Tewkesbury (ASC)	a																		
Cheltenham Spa (CNM)	a	1850		1914								1950	2014						
Gloucester (GCR)	7 a	1900		1924											2023				
Lydney (LYD)	a																		
Chepstow (CPW)	a																		
Newport (South Wales) (NWP)	a														2108				
Cardiff Central (CDF)	7 a														2125				
Bristol Parkway (BPW)	7 a	1935													2021				
Bristol Temple Meads (BRI)	10 a	1947													2032				

NOTES (see introductory pages for explanation of train operator codes and standard symbols)

- a Arrival time
- d Departure time
- A To London St Pancras Intl
- E From London St Pancras Intl to Sheffield
- H To Leicester
- M From Edinburgh to Plymouth
- R From York

Nottingham to Derby, Matlock, Stoke-on-Trent, Crewe, Birmingham, Cardiff and Bristol

Mondays to Fridays

Operator Days of operation/Notes 1st Class/Reservations/Bus/Ferry Catering facilities	XC M 1◇ ⚡	EM	XC FO S 1◇	XC FX S 1◇	EM A ⚡	EM	EM H	XC 1◇	EM E ⚡	EM	EM A ⚡	XC T 1◇ ⚡	EM	EM H	XC 1◇ ⚡	EM A ⚡	EM E ⚡	EM
Grimsby Town (GMB)	d													1838				
Lincoln (LCN)	d						1834							1932				
Newark Castle (NCT)	d					1841	1903						1944	2001				
Nottingham (NOT)	8 d			1909	1909	1913	1917	1927	1935		1954	2011		2015	2024	2041	2049	2054
Beeston (BEE)	d			1915	1915	1918a	1924	1933	1941		2000	2016a		2021	2031	2047	2054a	2059
Attenborough (ATB)	d							1937a							2034a			2102
Long Eaton (LGE)	d			1928	1928		1933		1953	2003	2010			2030		2056		2103
Spondon (SPO)	d										2016							2110
Derby (DBY)	6 a			1938	1938		1943		2004	2012	2021			2041		2106		2121
Derby (DBY)	6 d	1931	1937	1943	1943		1947		2010		2023		2031	2046		2110		2137
Duffield (DFI)	d										2030							→
Belper (BLP)	d										2035							
Ambergate (AMB)	d										2040							
Whatstandwell (WTS)	d										2044							
Cromford (CMF)	d										2049							
Matlock Bath (MTB)	d										2052							
Matlock (MAT)	a										2055							
Peartree (PEA)	d																	
Tutbury & Hatton (TUT)	d						2000							2100				
Uttoxeter (UTT)	d						2010							2110				
Blythe Bridge (BYB)	d						2024							2124				
Longton (LGN)	d						2030							2130				
Stoke-on-Trent (SOT)	d						2037							2137				
Longport (LPT)	d																	
Kidsgrove (KDG)	d						2045							2145				
Alsager (ASG)	d						2049							2149				
Crewe (CRE)	10 a						2058							2158				
Willington (WIL)	d																	2117
Burton-on-Trent (BUT)	d	1942		1954	1954				2021									2124
Tamworth (TAM)	d			2006	2006				2033				2049					2136
Wilnecote (WNE)	d								2037									2140
Water Orton (WTO)	d																	
Birmingham New Street (BHM)	12 a	2007		2024	2024				2055				2107					2157
University (UNI)	a			2036	2036													
Worcestershire Parkway (WOP)	a			2058	2058													
Ashchurch for Tewkesbury (ASC)	a																	
Cheltenham Spa (CNM)	a	2050		2114	2114									2150				
Gloucester (GCR)	7 a			2124	2124									2200				
Lydney (LYD)	a			2144	2144													
Chepstow (CPW)	a			2153	2153													
Newport (South Wales) (NWP)	a			2215	2217													
Cardiff Central (CDF)	7 a			2229	2236													
Bristol Parkway (BPW)	7 a	2121												2231				
Bristol Temple Meads (BRI)	10 a	2136												2243				

NOTES (see introductory pages for explanation of train operator codes and standard symbols)

- a Arrival time
- d Departure time
- A To London St Pancras Intl
- E From London St Pancras Intl to Sheffield
- H To Leicester
- M From Edinburgh to Plymouth
- S Also calls at Caldicot 2202 and Severn Tunnel Jn 2205
- T From Edinburgh
- FO Fridays only
- FX Not Fridays

Nottingham to Derby, Matlock, Stoke-on-Trent, Crewe, Birmingham, Cardiff and Bristol

Mondays to Fridays

Operator Days of operation/Notes	XC T	EM	EM	XC	EM A	EM E	EM	EM H	XC T	EM E	EM	EM H	EM E	EM	EM TSM U
1st Class/Reservations/Bus/Ferry Catering facilities	1◇ ↕			1◇	↕	↕			1◇ ↕	↕			↕		↕
Grimsby Town (GMB)	d														
Lincoln (LCN)	d														
Newark Castle (NCT)	d														
Nottingham (NOT)	8 d			2119	2136	2140		2155	2158			2257	2320		2349
Beeston (BEE)	d			2125	2142	2148a		2201	2205				2326a		2354
Attenborough (ATB)	d				2145				2208a						2358
Long Eaton (LGE)	d			2133	2153		2159	2209			2300			2359	0004 0155
Spondon (SPO)	d				2200			2216							
Derby (DBY)	6 a		2143	2206		2210		2222			2309	2319		0008	0015 0204
Derby (DBY)	6 d	2131	2137	2147	2210			2234		2250					
Duffield (DFI)	d			2144				2241							
Belper (BLP)	d			2149				2246							
Ambergate (AMB)	d			2154				2255e							
Whatstandwell (WTS)	d			2158				2259							
Cromford (CMF)	d			2203				2304							
Matlock Bath (MTB)	d			2206				2307							
Matlock (MAT)	a			2209				2310							
Peartree (PEA)	d														
Tutbury & Hatton (TUT)	d			2200											
Uttoxeter (UTT)	d			2210											
Blythe Bridge (BYB)	d			2224											
Longton (LGN)	d			2230											
Stoke-on-Trent (SOT)	d			2237											
Longport (LPT)	d														
Kidsgrove (KDG)	d			2245											
Alsager (ASG)	d			2249											
Crewe (CRE)	10 a			2258											
Willington (WIL)	d														
Burton-on-Trent (BUT)	d	2141			2221				2300						
Tamworth (TAM)	d	2151			2232				2310						
Wilnecote (WNE)	d				2236										
Water Orton (WTO)	d														
Birmingham New Street (BHM)	12 a	2208			2301				2327						
University (UNI)	a														
Worcestershire Parkway (WOP)	a														
Ashchurch for Tewkesbury (ASC)	a														
Cheltenham Spa (CNM)	a	2250													
Gloucester (GCR)	7 a														
Lydney (LYD)	a														
Chepstow (CPW)	a														
Newport (South Wales) (NWP)	a														
Cardiff Central (CDF)	7 a														
Bristol Parkway (BPW)	7 a	2320													
Bristol Temple Meads (BRI)	10 a	2330													

NOTES (see introductory pages for explanation of train operator codes and standard symbols)

- a Arrival time
- d Departure time
- e Arrives 5 minutes earlier
- A To London St Pancras Intl
- E From London St Pancras Intl to Sheffield
- H To Leicester
- T From Edinburgh
- U From London St Pancras Intl
- TSM Tuesday to Saturday mornings

Nottingham to Derby, Matlock, Stoke-on-Trent, Crewe, Birmingham, Cardiff and Bristol

Saturdays

Operator Days of operation/Notes 1st Class/Reservations/Bus/Ferry Catering facilities	EM	XC A 1◇ ⚡	EM	EM B ⚡	EM	XC 1◇ ⚡	EM C ⚡	EM	EM D ⚡	EM E ⚡	XC F 1◇ ⚡	EM	XC G 1◇ ⚡	XC 1◇ ⚡	EM C ⚡	EM	EM H ⚡	XC 1◇ ⚡
Grimsby Town (GMB)	d																	
Lincoln (LCN)	d																	0629
Newark Castle (NCT)	d																	0658
Nottingham (NOT)	8 d			0542		0600	0612				0642	0652		0706	0712	0716	0726	0737
Beeston (BEE)	d			0548		0606	0617a				0648	0658		0712	0717a	0722	0732	0743
Attenborough (ATB)	d			0551		0609					0701	0701		0721		0731	0736a	
Long Eaton (LGE)	d			0558	0612	0617				0701		0709		0721		0731		0752
Spondon (SPO)	d			0605		0624						0715						
Derby (DBY)	6 a			0611	0622	0631				0709	0703	0720		0731		0742		0802
Derby (DBY)	6 d	0542	0610	0630		0630	0637		0644	0655		0713	0724	0728	0736		0745	0806
Duffield (DFI)	d	0549				0637						0731						
Belper (BLP)	d	0554				0642			0702a			0736						
Ambergate (AMB)	d	0559				0647						0741						
Whatstandwell (WTS)	d	0603				0651						0745						
Cromford (CMF)	d	0608				0657						0750						
Matlock Bath (MTB)	d	0611				0659						0753						
Matlock (MAT)	a	0614				0702						0756						
Peartree (PEA)	d								0647								0748	
Tutbury & Hatton (TUT)	d								0659								0800	
Uttoxeter (UTT)	d								0709								0810	
Blythe Bridge (BYB)	d								0723								0823	
Longton (LGN)	d								0729								0829	
Stoke-on-Trent (SOT)	d								0736								0836	
Longport (LPT)	d								0741								0841	
Kidsgrove (KDG)	d								0747								0847	
Alsager (ASG)	d								0751								0851	
Crewe (CRE)	10 a								0759								0859	
Willington (WIL)	d													0743				
Burton-on-Trent (BUT)	d		0620			0649					0723		0738	0750				0818
Tamworth (TAM)	d		0631			0702					0734		0749	0803				0829
Wilnecote (WNE)	d					0706								0807				0833
Water Orton (WTO)	d																	0844
Birmingham New Street (BHM)	12 a		0648			0725					0756		0806	0824				0855
University (UNI)	a					0736								0836				
Worcestershire Parkway (WOP)	a					0758								0858				
Ashchurch for Tewkesbury (ASC)	a																	
Cheltenham Spa (CNM)	a		0750			0814							0850	0914				
Gloucester (GCR)	7 a					0824								0924				
Lydney (LYD)	a																	
Chepstow (CPW)	a					0853								0953				
Newport (South Wales) (NWP)	a					0910								1011				
Cardiff Central (CDF)	7 a					0926								1026				
Bristol Parkway (BPW)	7 a		0820										0920					
Bristol Temple Meads (BRI)	10 a		0834										0931					

NOTES (see introductory pages for explanation of train operator codes and standard symbols)

- a Arrival time
- d Departure time
- A To Plymouth
- B From Leicester to Sheffield
- C To London St Pancras Intl
- D To Sheffield
- E From London St Pancras Intl to Sheffield
- F To Bournemouth
- G From Leeds to Plymouth
- H To Leicester

Nottingham to Derby, Matlock, Stoke-on-Trent, Crewe, Birmingham, Cardiff and Bristol

Saturdays

Operator Days of operation/Notes 1st Class/Reservations/Bus/Ferry Catering facilities	EM E	EM	XC J 1◇ ⌘	EM	XC 1◇ ⌘	EM C	EM	EM K	XC L 1◇ ⌘	XC 1◇ ⌘	EM E	EM	XC M 1◇ ⌘	EM	XC 1◇ ⌘	EM C	EM	EM H	
Grimsby Town (GMB)	d							0642											
Lincoln (LCN)	d							0739										0839	
Newark Castle (NCT)	d						0736	0806									0843	0907	
Nottingham (NOT)	8 d		0754			0807	0812	0817	0831		0841		0854			0907	0912	0917	0929
Beeston (BEE)	d		0800			0813	0817a	0822	0837				0900			0913	0917a	0923	0935
Attenborough (ATB)	d		0803						0841a				0903						0939a
Long Eaton (LGE)	d	0757	0810			0826		0831				0859	0911			0924		0933	
Spondon (SPO)	d		0817							0858		0918							
Derby (DBY)	6 a	0806	0824		←	0837		0843		0904	0908	0924		←	0935		0943		
Derby (DBY)	6 d		0833	0828	0833	0842		0847		0853	0908		0933	0931	0933	0938		0947	
Duffield (DFI)	d		→		0840							→		0940					
Belper (BLP)	d				0845									0945					
Ambergate (AMB)	d				0850									0950					
Whatstandwell (WTS)	d				0854									0954					
Cromford (CMF)	d				0859									0959					
Matlock Bath (MTB)	d				0902									1002					
Matlock (MAT)	a				0905									1005					
Peartree (PEA)	d																		
Tutbury & Hatton (TUT)	d							0900										1000	
Uttoxeter (UTT)	d							0910										1010	
Blythe Bridge (BYB)	d							0924										1024	
Longton (LGN)	d							0930										1030	
Stoke-on-Trent (SOT)	d							0937										1037	
Longport (LPT)	d																		
Kidsgrove (KDG)	d							0945										1045	
Alsager (ASG)	d							0949										1049	
Crewe (CRE)	10 a							0958										1058	
Willington (WIL)	d																		
Burton-on-Trent (BUT)	d			0838		0853							0941			0946			
Tamworth (TAM)	d			0848		0904										0953			
Wilnecote (WNE)	d															1004			
Water Orton (WTO)	d																		
Birmingham New Street (BHM)	12 a			0905		0924			0927	0955			1004			1025			
University (UNI)	a					0936										1036			
Worcestershire Parkway (WOP)	a					0958										1058			
Ashchurch for Tewkesbury (ASC)	a																		
Cheltenham Spa (CNM)	a			0950		1014							1050			1114			
Gloucester (GCR)	7 a					1024										1124			
Lydney (LYD)	a					1046													
Chepstow (CPW)	a																	1153	
Newport (South Wales) (NWP)	a					1111										1210			
Cardiff Central (CDF)	7 a					1125										1224			
Bristol Parkway (BPW)	7 a			1020									1121						
Bristol Temple Meads (BRI)	10 a			1036									1134						

NOTES (see introductory pages for explanation of train operator codes and standard symbols)

- a Arrival time
- d Departure time
- C To London St Pancras Intl
- E From London St Pancras Intl to Sheffield
- H To Leicester
- J From York to Plymouth
- K From Cleethorpes to Leicester
- L From Newcastle to Reading
- M From Newcastle to Plymouth

Nottingham to Derby, Matlock, Stoke-on-Trent, Crewe, Birmingham, Cardiff and Bristol

Saturdays

Operator Days of operation/Notes 1st Class/Reservations/Bus/Ferry Catering facilities	XC 11◇	EM E ⚡	EM	XC N 11◇ ⚡	EM	XC 11◇ ⚡	EM C ⚡	EM	EM H	XC L 11◇ ⚡	XC 11◇ ⚡	EM E ⚡	EM	XC N 11◇ ⚡	EM	XC 11◇ ⚡	EM C ⚡	EM	
Grimsby Town (GMB)	d								0838										
Lincoln (LCN)	d								0933										
Newark Castle (NCT)	d							0939	1003									1039	
Nottingham (NOT)	8 d	0941		0954			1007	1012	1017	1030		1041		1054			1107	1112	1117
Beeston (BEE)	d			1000			1013	1017a	1023	1036				1100			1113	1117a	1123
Attenborough (ATB)	d									1040a				1103					
Long Eaton (LGE)	d		0959	1009			1024		1032			1059	1110				1124		1132
Spondon (SPO)	d			1016															
Derby (DBY)	6 a	1001	1008	1022		←	1034		1042			1101	1108	1123		←	1135		1142
Derby (DBY)	6 d	1010		1033	1031	1033	1038		1046		1053	1110		1133	1131	1133	1138		1146
Duffield (DFI)	d			→		1040								→					
Belper (BLP)	d					1045													
Ambergate (AMB)	d					1050													
Whatstandwell (WTS)	d					1054													
Cromford (CMF)	d					1059													
Matlock Bath (MTB)	d					1102													
Matlock (MAT)	a					1105													
Peartree (PEA)	d																		
Tutbury & Hatton (TUT)	d								1100										1200
Uttoxeter (UTT)	d								1110										1210
Blythe Bridge (BYB)	d								1124										1224
Longton (LGN)	d								1130										1230
Stoke-on-Trent (SOT)	d								1137										1237
Longport (LPT)	d																		
Kidsgrove (KDG)	d								1145										1245
Alsager (ASG)	d								1149										1249
Crewe (CRE)	10 a								1158										1258
Willington (WIL)	d																		
Burton-on-Trent (BUT)	d	1021				1050						1121		1141			1150		
Tamworth (TAM)	d	1033		1049		1103						1133					1202		
Wilnecote (WNE)	d	1037										1137							
Water Orton (WTO)	d																		
Birmingham New Street (BHM)	12 a	1055		1106		1124					1127	1155		1206			1223		
University (UNI)	a					1136											1236		
Worcestershire Parkway (WOP)	a					1158											1258		
Ashchurch for Tewkesbury (ASC)	a																		
Cheltenham Spa (CNM)	a			1150		1214								1250			1314		
Gloucester (GCR)	7 a					1224											1324		
Lydney (LYD)	a																1346		
Chepstow (CPW)	a								1253										
Newport (South Wales) (NWP)	a					1310											1411		
Cardiff Central (CDF)	7 a					1324											1425		
Bristol Parkway (BPW)	7 a					1220											1320		
Bristol Temple Meads (BRI)	10 a					1235											1332		

NOTES (see introductory pages for explanation of train operator codes and standard symbols)

- a Arrival time
- d Departure time
- C To London St Pancras Intl
- E From London St Pancras Intl to Sheffield
- H To Leicester
- L From Newcastle to Reading
- N From Edinburgh to Plymouth

Nottingham to Derby, Matlock, Stoke-on-Trent, Crewe, Birmingham, Cardiff and Bristol

Saturdays

Operator Days of operation/Notes 1st Class/Reservations/Bus/Ferry Catering facilities	EM H	XC 1◇	EM E ⚡	EM	XC N 1◇ ⚡	EM	XC 1◇ ⚡	EM C ⚡	EM	EM K	XC L 1◇ ⚡	XC 1◇	EM E ⚡	EM	XC P 1◇ ⚡	EM	XC 1◇ ⚡	EM C ⚡	
Grimsby Town (GMB)	d									1038									
Lincoln (LCN)	d	1035								1133									
Newark Castle (NCT)	d	1104							1135	1202									
Nottingham (NOT)	8 d	1129	1141		1154			1207	1212	1216	1227		1241		1254			1307	1312
Beeston (BEE)	d	1137			1202c			1213	1217a	1222	1233				1300			1313	1317a
Attenborough (ATB)	d	1141a									1237a				1303				
Long Eaton (LGE)	d			1159	1212			1224		1232				1259	1310			1324	
Spondon (SPO)	d				1219														
Derby (DBY)	6 a		1201	1208	1225		←	1235		1243			1301	1308	1322		←	1335	
Derby (DBY)	6 d		1210		1234	1231	1234	1238		1246		1253	1310		1333	1331	1333	1338	
Duffield (DFI)	d				→		1241								→			1340	
Belper (BLP)	d						1246											1345	
Ambergate (AMB)	d						1251											1350	
Whatstandwell (WTS)	d						1255											1354	
Cromford (CMF)	d						1300											1359	
Matlock Bath (MTB)	d						1303											1402	
Matlock (MAT)	a						1306											1405	
Peartree (PEA)	d																		
Tutbury & Hatton (TUT)	d									1300									
Uttoxeter (UTT)	d									1310									
Blythe Bridge (BYB)	d									1324									
Longton (LGN)	d									1330									
Stoke-on-Trent (SOT)	d									1337									
Longport (LPT)	d																		
Kidsgrove (KDG)	d									1345									
Alsager (ASG)	d									1349									
Crewe (CRE)	10 a									1358									
Willington (WIL)	d												1317						
Burton-on-Trent (BUT)	d		1221					1250					1324		1341			1350	
Tamworth (TAM)	d		1233		1249			1303					1336					1403	
Wilnecote (WNE)	d		1237																
Water Orton (WTO)	d																		
Birmingham New Street (BHM)	12 a		1256		1306			1324				1327	1355		1404			1425	
University (UNI)	a							1336										1436	
Worcestershire Parkway (WOP)	a							1358										1458	
Ashchurch for Tewkesbury (ASC)	a																		
Cheltenham Spa (CNM)	a				1350			1414							1450			1514	
Gloucester (GCR)	7 a							1424										1524	
Lydney (LYD)	a																		
Chepstow (CPW)	a							1453										1553	
Newport (South Wales) (NWP)	a							1510										1611	
Cardiff Central (CDF)	7 a							1525										1625	
Bristol Parkway (BPW)	7 a				1420													1520	
Bristol Temple Meads (BRI)	10 a				1435													1536	

NOTES (see introductory pages for explanation of train operator codes and standard symbols)

- a Arrival time
- d Departure time
- c Arrives 3 minutes earlier

- C To London St Pancras Intl
- E From London St Pancras Intl to Sheffield
- H To Leicester
- K From Cleethorpes to Leicester
- L From Newcastle to Reading
- N From Edinburgh to Plymouth
- P From Glasgow Central to Plymouth

Nottingham to Derby, Matlock, Stoke-on-Trent, Crewe, Birmingham, Cardiff and Bristol

Saturdays

Operator Days of operation/Notes 1st Class/Reservations/Bus/Ferry Catering facilities	EM	EM H	XC L ◇ ⚡	EM E	EM	XC Q ◇ ⚡	EM	XC L ◇ ⚡	EM C	EM	EM H	XC L ◇ ⚡	XC L ◇ ⚡	EM E	EM	XC R ◇ ⚡	EM	XC L ◇ ⚡	
Grimsby Town (GMB)	d										1240								
Lincoln (LCN)	d	1235									1335								
Newark Castle (NCT)	d	1243	1304							1343	1403								
Nottingham (NOT)	8 d	1317	1330	1341		1354			1407	1412	1417	1427		1441		1454		1507	
Beeston (BEE)	d	1323	1336			1401			1413	1417a	1423	1433				1500		1513	
Attenborough (ATB)	d		1340a									1437a				1503			
Long Eaton (LGE)	d	1333			1401	1410			1424		1433			1458	1511			1524	
Spondon (SPO)	d					1416													
Derby (DBY)	6 a	1343		1401	1410	1423		←	1435		1443			1501	1507	1522		←	1534
Derby (DBY)	6 d	1347		1410		1433	1431	1433	1438		1447		1453	1510		1533	1528	1533	1539
Duffield (DFI)	d					1440		→								1540		1540	
Belper (BLP)	d					1445										1545		1545	
Ambergate (AMB)	d					1450										1550		1550	
Whatstandwell (WTS)	d					1454										1554		1554	
Cromford (CMF)	d					1459										1559		1559	
Matlock Bath (MTB)	d					1502										1602		1602	
Matlock (MAT)	a					1505										1605		1605	
Peartree (PEA)	d																		
Tutbury & Hatton (TUT)	d	1400									1500								
Uttoxeter (UTT)	d	1410									1510								
Blythe Bridge (BYB)	d	1424									1524								
Longton (LGN)	d	1430									1530								
Stoke-on-Trent (SOT)	d	1437									1537								
Longport (LPT)	d																		
Kidsgrove (KDG)	d	1445									1545								
Alsager (ASG)	d	1449									1549								
Crewe (CRE)	10 a	1458									1558								
Wilmington (WIL)	d													1517					
Burton-on-Trent (BUT)	d			1421					1450					1524			1539	1550	
Tamworth (TAM)	d			1433		1449		1503						1536				1603	
Wilnecote (WNE)	d			1437															
Water Orton (WTO)	d																		
Birmingham New Street (BHM)	12 a			1456		1505		1524				1527	1555			1603		1624	
University (UNI)	a							1536										1636	
Worcestershire Parkway (WOP)	a							1558										1658	
Ashchurch for Tewkesbury (ASC)	a																		
Cheltenham Spa (CNM)	a					1550		1614								1650		1714	
Gloucester (GCR)	7 a							1624										1724	
Lydney (LYD)	a							1646										1746	
Chepstow (CPW)	a							1655											
Newport (South Wales) (NWP)	a							1713										1811	
Cardiff Central (CDF)	7 a							1727										1827	
Bristol Parkway (BPW)	7 a					1620										1720			
Bristol Temple Meads (BRI)	10 a					1632										1735			

NOTES (see introductory pages for explanation of train operator codes and standard symbols)

- a Arrival time
- d Departure time
- C To London St Pancras Intl
- E From London St Pancras Intl to Sheffield
- H To Leicester
- L From Newcastle to Reading
- Q From Edinburgh to Penzance
- R From Dundee to Penzance

Nottingham to Derby, Matlock, Stoke-on-Trent, Crewe, Birmingham, Cardiff and Bristol

Saturdays

Operator Days of operation/Notes 1st Class/Reservations/Bus/Ferry Catering facilities	EM C	EM H	XC E	EM E	EM E	XC N	EM E	XC E	EM C	EM H	XC E	EM E	XC E	EM E	XC N	EM E	XC E		
Grimsby Town (GMB)	d																		
Lincoln (LCN)	d		1437																
Newark Castle (NCT)	d	1438	1506																
Nottingham (NOT)	8 d	1512	1517	1529	1541		1554			1607	1612	1617	1631	1641		1654		1707	
Beeston (BEE)	d	1517a	1523	1535			1600			1613	1617a	1623	1639			1700		1713	
Attenborough (ATB)	d			1539a			1603						1642a			1703			
Long Eaton (LGE)	d		1531				1600	1610		1624		1633			1659	1710		1724	
Spondon (SPO)	d						1617									1717			
Derby (DBY)	6 a		1543		1601	1609	1622		←	1635		1643		1702	1708	1722		←	1735
Derby (DBY)	6 d		1547		1610		1633	1631	1633	1638		1647		1710		1732	1731	1732	1738
Duffield (DFI)	d						→		1640							→		1739	
Belper (BLP)	d								1645									1744	
Ambergate (AMB)	d								1650									1749	
Whatstandwell (WTS)	d								1654									1753	
Cromford (CMF)	d								1659									1758	
Matlock Bath (MTB)	d								1702									1801	
Matlock (MAT)	a								1705									1804	
Peartree (PEA)	d																		
Tutbury & Hatton (TUT)	d		1600									1700							
Uttoxeter (UTT)	d		1610									1710							
Blythe Bridge (BYB)	d		1624									1724							
Longton (LGN)	d		1630									1730							
Stoke-on-Trent (SOT)	d		1637									1737							
Longport (LPT)	d																		
Kidsgrove (KDG)	d		1645									1745							
Alsager (ASG)	d		1649									1749							
Crewe (CRE)	10 a		1658									1758							
Wilmington (WIL)	d													1717					
Burton-on-Trent (BUT)	d				1621					1650				1724			1741	1750	
Tamworth (TAM)	d				1632		1649		1703					1736				1803	
Wilnecote (WNE)	d				1636													1807	
Water Orton (WTO)	d																		
Birmingham New Street (BHM)	12 a				1655		1706		1724					1755			1804	1824	
University (UNI)	a								1736									1836	
Worcestershire Parkway (WOP)	a								1758									1858	
Ashchurch for Tewkesbury (ASC)	a								1808										
Cheltenham Spa (CNM)	a						1750		1818							1850		1914	
Gloucester (GCR)	7 a								1827									1925	
Lydney (LYD)	a																		
Chepstow (CPW)	a																		
Newport (South Wales) (NWP)	a									1911								2008	
Cardiff Central (CDF)	7 a								1926									2022	
Bristol Parkway (BPW)	7 a						1820										1920		
Bristol Temple Meads (BRI)	10 a						1834										1936		

NOTES (see introductory pages for explanation of train operator codes and standard symbols)

- a Arrival time
- d Departure time
- C To London St Pancras Intl
- E From London St Pancras Intl to Sheffield
- H To Leicester
- N From Edinburgh to Plymouth

Nottingham to Derby, Matlock, Stoke-on-Trent, Crewe, Birmingham, Cardiff and Bristol

Saturdays

Operator Days of operation/Notes 1st Class/Reservations/Bus/Ferry Catering facilities	EM C	EM	EM H	XC S I◇ ⌘	XC I◇ ⌘	EM E	EM	XC N I◇ ⌘	EM	XC I◇ ⌘	EM C	EM	EM H	XC I◇ ⌘	EM E	EM	XC N I◇ ⌘	EM
Grimsby Town (GMB)	d												1638					
Lincoln (LCN)	d		1636										1732					
Newark Castle (NCT)	d	1638	1706									1738	1759					
Nottingham (NOT)	8 d	1711	1716	1730		1741		1754			1807	1812	1817	1827	1845		1854	
Beeston (BEE)	d	1717a	1722	1739				1800			1813	1817a	1823	1833			1900	
Attenborough (ATB)	d			1743a				1803						1837a			1903	
Long Eaton (LGE)	d		1732			1759		1810			1824		1832			1900	1911	
Spondon (SPO)	d							1817										
Derby (DBY)	6 a		1743		1803	1808	1822		←	1834		1842		1905	1909	1921		←
Derby (DBY)	6 d		1746		1754	1810		1833	1831	1833	1838		1846		1910		1934	1931
Duffield (DFI)	d						→	1840									→	1941
Belper (BLP)	d							1845										1946
Ambergate (AMB)	d							1850										1951
Whatstandwell (WTS)	d							1854										1955
Cromford (CMF)	d							1859										2000
Matlock Bath (MTB)	d							1902										2003
Matlock (MAT)	a							1905										2006
Peartree (PEA)	d		1749															
Tutbury & Hatton (TUT)	d		1801										1900					
Uttoxeter (UTT)	d		1811										1910					
Blythe Bridge (BYB)	d		1825										1924					
Longton (LGN)	d		1831										1930					
Stoke-on-Trent (SOT)	d		1837										1937					
Longport (LPT)	d																	
Kidsgrove (KDG)	d		1845										1945					
Alsager (ASG)	d		1849										1949					
Crewe (CRE)	10 a		1859										1958					
Willington (WIL)	d				1817												1941	
Burton-on-Trent (BUT)	d				1824					1850								
Tamworth (TAM)	d				1836			1849		1903								
Wilnecote (WNE)	d																1937	
Water Orton (WTO)	d																	
Birmingham New Street (BHM)	12 a			1828	1855			1905		1924				1955				2005
University (UNI)	a									1936								
Worcestershire Parkway (WOP)	a									1958								
Ashchurch for Tewkesbury (ASC)	a																	
Cheltenham Spa (CNM)	a							1950		2014								2050
Gloucester (GCR)	7 a									2024								
Lydney (LYD)	a																	
Chepstow (CPW)	a																	
Newport (South Wales) (NWP)	a									2108								
Cardiff Central (CDF)	7 a									2123								
Bristol Parkway (BPW)	7 a							2020										2120
Bristol Temple Meads (BRI)	10 a							2030										2134

NOTES (see introductory pages for explanation of train operator codes and standard symbols)

- a Arrival time
- d Departure time
- C To London St Pancras Intl
- E From London St Pancras Intl to Sheffield
- H To Leicester
- N From Edinburgh to Plymouth
- S From York to Reading

Nottingham to Derby, Matlock, Stoke-on-Trent, Crewe, Birmingham, Cardiff and Bristol

Saturdays

Operator Days of operation/Notes 1st Class/Reservations/Bus/Ferry Catering facilities	XC T 1◇	EM C ⚡	EM	EM H	XC 1◇	EM E ⚡	EM	XC U 1◇ ⚡	EM	EM C ⚡	EM	EM H	XC 1◇	EM E ⚡	EM	EM E ⚡	EM	EM	
Grimsby Town (GMB)	d											1839							
Lincoln (LCN)	d			1830								1935							
Newark Castle (NCT)	d			1858							1941								
Nottingham (NOT)	8 d	1907	1912	1916	1928	1932		1954			2012	2017	2033	2039		2057		2117	
Beeston (BEE)	d	1913	1917a	1922	1934	1938		2000			2017a	2023	2039	2045		2103		2123	
Attenborough (ATB)	d				1937a								2043a		2106				
Long Eaton (LGE)	d	1924		1932		1949	1959	2010				2033		2055	2059	2115	2121	2132	
Spondon (SPO)	d					1956		2016											
Derby (DBY)	6 a	1935		1943		2003	2007	2022		←		2043		2105	2108	2126	2130	←	2142
Derby (DBY)	6 d	1939		1947		2010		2033	2031	2033	2040	2048		2110		2136		2136	2146
Duffield (DFI)	d							→		2040						→		2143	
Belper (BLP)	d									2045								2148	
Ambergate (AMB)	d									2050								2153	
Whatstandwell (WTS)	d									2054								2157	
Cromford (CMF)	d									2100								2202	
Matlock Bath (MTB)	d									2103								2205	
Matlock (MAT)	a									2106								2208	
Peartree (PEA)	d																		
Tutbury & Hatton (TUT)	d			2000								2101						2200	
Uttoxeter (UTT)	d			2010								2111						2210	
Blythe Bridge (BYB)	d			2024								2125						2224	
Longton (LGN)	d			2030								2131						2230	
Stoke-on-Trent (SOT)	d			2037								2138						2237	
Longport (LPT)	d																		
Kidsgrove (KDG)	d			2045								2146						2245	
Alsager (ASG)	d			2049								2150						2249	
Crewe (CRE)	10 a			2058								2159						2258	
Willington (WIL)	d													2117					
Burton-on-Trent (BUT)	d	1950				2021								2124					
Tamworth (TAM)	d	2003				2033		2049						2136					
Wilnecote (WNE)	d					2037								2140					
Water Orton (WTO)	d																		
Birmingham New Street (BHM)	12 a	2023				2058		2106						2158					
University (UNI)	a	2036																	
Worcestershire Parkway (WOP)	a	2058																	
Ashchurch for Tewkesbury (ASC)	a																		
Cheltenham Spa (CNM)	a	2114						2150											
Gloucester (GCR)	7 a	2126						2200											
Lydney (LYD)	a	2146																	
Chepstow (CPW)	a	2156																	
Newport (South Wales) (NWP)	a	2219																	
Cardiff Central (CDF)	7 a	2240																	
Bristol Parkway (BPW)	7 a							2230											
Bristol Temple Meads (BRI)	10 a							2240											

NOTES (see introductory pages for explanation of train operator codes and standard symbols)

- a Arrival time
- d Departure time
- C To London St Pancras Intl
- E From London St Pancras Intl to Sheffield
- H To Leicester
- T Also calls at Caldicot 2204 and Severn Tunnel Jn 2207
- U From Edinburgh

Nottingham to Derby, Matlock, Stoke-on-Trent, Crewe, Birmingham, Cardiff and Bristol

Saturdays

Operator Days of operation/Notes 1st Class/Reservations/Bus/Ferry Catering facilities	EM C	XC U	XC H	EM H	EM E	EM	XC U	EM	EM	EM H	EM H	EM	EM SUM V
	↔	↔	↔		↔		↔						↔
Grimsby Town (GMB)	d												
Lincoln (LCN)	d			2042									
Newark Castle (NCT)	d			2110									
Nottingham (NOT)	8 d	2125	2137	2149		2154			2219	2233	2318	2323	0025
Beeston (BEE)	d	2130a	2143	2155		2201			2226	2239	2324a	2329	0013e
Attenborough (ATB)	d		2146	2158a					2229	2243a		2332	
Long Eaton (LGE)	d		2155		2200	2211			2236			2339	0037
Spondon (SPO)	d		2202			2217							
Derby (DBY)	6 a		2208		2211	2223		←	2247			2350	0046
Derby (DBY)	6 d	2155	2213			2233	2229	2233					
Duffield (DFI)	d					→		2240					
Belper (BLP)	d							2245					
Ambergate (AMB)	d							2250					
Whatstandwell (WTS)	d							2254					
Cromford (CMF)	d							2259					
Matlock Bath (MTB)	d							2302					
Matlock (MAT)	a							2305					
Peartree (PEA)	d												
Tutbury & Hatton (TUT)	d												
Uttoxeter (UTT)	d												
Blythe Bridge (BYB)	d												
Longton (LGN)	d												
Stoke-on-Trent (SOT)	d												
Longport (LPT)	d												
Kidsgrove (KDG)	d												
Alsager (ASG)	d												
Crewe (CRE)	10 a												
Willington (WIL)	d												
Burton-on-Trent (BUT)	d	2205	2224				2239						
Tamworth (TAM)	d	2216	2235				2249						
Wilnecote (WNE)	d		2239										
Water Orton (WTO)	d												
Birmingham New Street (BHM)	12 a	2232	2304				2308						
University (UNI)	a												
Worcestershire Parkway (WOP)	a												
Ashchurch for Tewkesbury (ASC)	a												
Cheltenham Spa (CNM)	a												
Gloucester (GCR)	7 a												
Lydney (LYD)	a												
Chepstow (CPW)	a												
Newport (South Wales) (NWP)	a												
Cardiff Central (CDF)	7 a												
Bristol Parkway (BPW)	7 a												
Bristol Temple Meads (BRI)	10 a												

NOTES (see introductory pages for explanation of train operator codes and standard symbols)

- a Arrival time
- d Departure time
- e Calls at Beeston before Nottingham
- C To London St Pancras Intl
- E From London St Pancras Intl to Sheffield
- H To Leicester
- U From Edinburgh
- V From London St Pancras Intl
- SUM Sunday mornings

Nottingham to Derby, Matlock, Stoke-on-Trent, Crewe, Birmingham, Cardiff and Bristol

Sundays

Operator Days of operation/Notes 1st Class/Reservations/Bus/Ferry Catering facilities	EM	EM A	EM	XC B 1◇ 2	EM	XC 1◇ 2	XC B 1◇ 2	EM C	EM A	EM D	XC E 1◇ 2	XC 1◇ 2	EM	EM A	EM D	XC F 1◇ 2	XC 1◇ 2	EM A	
Grimsby Town (GMB)	d																		
Lincoln (LCN)	d																		
Newark Castle (NCT)	d																		
Nottingham (NOT)	8 d	0821	0825		0930	0955			1110			1116	1127	1209			1216	1310	
Beeston (BEE)	d	0826a	0831		0936				1115a				1133	1214a				1315a	
Attenborough (ATB)	d		0834		0939								1136						
Long Eaton (LGE)	d		0842		0946			1037		1116			1143		1216				
Spondon (SPO)	d																		
Derby (DBY)	6 a		0855		0957	1016		1048		1125		1136	1154		1227		1236		
Derby (DBY)	6 d	0756		0931	0959	1021	1031				1131	1140	1156			1231	1240		
Duffield (DFI)	d	0803			1006								1203						
Belper (BLP)	d	0808			1011								1208						
Ambergate (AMB)	d	0813			1016								1213						
Whatstandwell (WTS)	d	0817			1020								1217						
Cromford (CMF)	d	0822			1025								1222						
Matlock Bath (MTB)	d	0825			1028								1225						
Matlock (MAT)	a	0828			1031								1228						
Peartree (PEA)	d																		
Tutbury & Hatton (TUT)	d																		
Uttoxeter (UTT)	d																		
Blythe Bridge (BYB)	d																		
Longton (LGN)	d																		
Stoke-on-Trent (SOT)	d																		
Longport (LPT)	d																		
Kidsgrove (KDG)	d																		
Alsager (ASG)	d																		
Crewe (CRE)	10 a																		
Willington (WIL)	d																		
Burton-on-Trent (BUT)	d			0941		1032					1141	1151					1251		
Tamworth (TAM)	d					1044	1053c					1203				1249	1303		
Wilnecote (WNE)	d																		
Water Orton (WTO)	d																		
Birmingham New Street (BHM)	12 a			1019		1102	1118				1204	1221				1305	1321		
University (UNI)	a					1118						1236						1336	
Worcestershire Parkway (WOP)	a					1139						1258						1358	
Ashchurch for Tewkesbury (ASC)	a																		
Cheltenham Spa (CNM)	a			1108		1159	1208				1250	1314				1350	1414		
Gloucester (GCR)	7 a					1209						1326						1426	
Lydney (LYD)	a																		
Chepstow (CPW)	a																		
Newport (South Wales) (NWP)	a					1252						1411						1508	
Cardiff Central (CDF)	7 a					1306						1425						1522	
Bristol Parkway (BPW)	7 a			1138			1238				1320					1420			
Bristol Temple Meads (BRI)	10 a			1150			1248				1335					1432			

NOTES (see introductory pages for explanation of train operator codes and standard symbols)

- a Arrival time
- d Departure time
- c Arrives 5 minutes earlier

- A To London St Pancras Intl
- B From Leeds to Plymouth
- C From Leicester to Sheffield
- D From London St Pancras Intl to Sheffield
- E From York to Plymouth
- F From Newcastle to Plymouth

Nottingham to Derby, Matlock, Stoke-on-Trent, Crewe, Birmingham, Cardiff and Bristol

Sundays

Operator Days of operation/Notes 1st Class/Reservations/Bus/Ferry Catering facilities	XC G 1◇ ⚡	XC 1◇ ⚡	EM D ⚡	EM	EM A ⚡	XC H 1◇ ⚡	XC 1◇ ⚡	EM D ⚡	EM	XC J 1◇ ⚡	EM	EM A ⚡	XC H 1◇ ⚡	XC 1◇ ⚡	EM D ⚡	EM	EM A ⚡	
Grimsby Town (GMB)	d																	
Lincoln (LCN)	d																	
Newark Castle (NCT)	d																	
Nottingham (NOT)	8 d		1316		1330	1410		1416				1428	1506		1512		1529	1610
Beeston (BEE)	d				1336	1415a						1434	1511a				1535	1615a
Attenborough (ATB)	d				1339							1437					1538	
Long Eaton (LGE)	d			1335	1346			1433				1444			1533		1545	
Spondon (SPO)	d																	
Derby (DBY)	6 a		1337	1344	1358			1436	1442			1455			1533	1542	1556	
Derby (DBY)	6 d	1331	1340		1359		1431	1440		1443	1453	1457		1531	1537		1542	1558
Duffield (DFI)	d				1406							1504						1605
Belper (BLP)	d				1411							1509						1610
Ambergate (AMB)	d				1416							1514						1615
Whatstandwell (WTS)	d				1420							1518						1619
Cromford (CMF)	d				1426							1523						1624
Matlock Bath (MTB)	d				1429							1526						1627
Matlock (MAT)	a				1432							1529						1630
Peartree (PEA)	d																	
Tutbury & Hatton (TUT)	d							1456									1555	
Uttoxeter (UTT)	d							1506									1605	
Blythe Bridge (BYB)	d							1519									1619	
Longton (LGN)	d							1525									1626	
Stoke-on-Trent (SOT)	d							1533									1634	
Longport (LPT)	d																	
Kidsgrove (KDG)	d							1541									1642	
Alsager (ASG)	d							1545									1646	
Crewe (CRE)	10 a							1554									1655	
Willington (WIL)	d																	
Burton-on-Trent (BUT)	d	1341	1351					1451						1541	1548			
Tamworth (TAM)	d		1403			1449	1503									1600		
Wilnecote (WNE)	d															1604		
Water Orton (WTO)	d																	
Birmingham New Street (BHM)	12 a	1404	1421			1506	1522			1525				1604	1622			
University (UNI)	a		1436				1536									1636		
Worcestershire Parkway (WOP)	a		1458				1558									1658		
Ashchurch for Tewkesbury (ASC)	a																	
Cheltenham Spa (CNM)	a	1450	1514			1550	1614						1650	1714				
Gloucester (GCR)	7 a		1524				1624								1725			
Lydney (LYD)	a																	
Chepstow (CPW)	a																	
Newport (South Wales) (NWP)	a		1610					1707							1807			
Cardiff Central (CDF)	7 a		1624				1721								1821			
Bristol Parkway (BPW)	7 a	1520					1620								1720			
Bristol Temple Meads (BRI)	10 a	1535					1635								1735			

NOTES (see introductory pages for explanation of train operator codes and standard symbols)

- a Arrival time
- d Departure time
- A To London St Pancras Intl
- D From London St Pancras Intl to Sheffield
- G From Edinburgh to Plymouth
- H From Edinburgh to Penzance
- J From Sheffield to Reading

Nottingham to Derby, Matlock, Stoke-on-Trent, Crewe, Birmingham, Cardiff and Bristol

Sundays

Operator Days of operation/Notes 1st Class/Reservations/Bus/Ferry Catering facilities	XC K 1◇ ⌘	XC 1◇ ⌘	EM D ⌘	EM	EM	EM D ⌘	EM A ⌘	XC G 1◇ ⌘	XC 1◇ ⌘	EM	EM	EM D ⌘	EM A ⌘	XC L 1◇ ⌘	XC 1◇ ⌘	EM	XC M 1◇ ⌘	EM	
Grimsby Town (GMB)	d																		
Lincoln (LCN)	d																		
Newark Castle (NCT)	d																		
Nottingham (NOT)	8 d		1616			1628		1710		1716		1729		1810		1816			1825
Beeston (BEE)	d					1634		1715a				1735		1815a					1831
Attenborough (ATB)	d					1637						1738							1834
Long Eaton (LGE)	d			1633		1644	1704					1746	1800						1841
Spondon (SPO)	d																		
Derby (DBY)	6 a		1636	1642		1655	1713			1739		1757	1809			1836			1852
Derby (DBY)	6 d	1631	1640		1644	1657		1731	1742	1746	1758			1831	1840	1843	1853	1854	
Duffield (DFI)	d					1704						1805							1901
Belper (BLP)	d					1709						1810							1906
Ambergate (AMB)	d					1714						1815							1911
Whatstandwell (WTS)	d					1718						1819							1915
Cromford (CMF)	d					1723						1824							1920
Matlock Bath (MTB)	d					1726						1827							1923
Matlock (MAT)	a					1729						1830							1926
Peartree (PEA)	d																		
Tutbury & Hatton (TUT)	d				1656						1758					1856			
Uttoxeter (UTT)	d				1706						1808					1906			
Blythe Bridge (BYB)	d				1720						1821					1919			
Longton (LGN)	d				1725						1827					1925			
Stoke-on-Trent (SOT)	d				1733						1834					1933			
Longport (LPT)	d																		
Kidsgrove (KDG)	d					1741					1843					1941			
Alsager (ASG)	d					1745					1847					1945			
Crewe (CRE)	10 a					1754					1855					1954			
Willington (WIL)	d																		
Burton-on-Trent (BUT)	d							1741	1753							1851			
Tamworth (TAM)	d	1649	1703						1805					1849	1903				
Wilnecote (WNE)	d																		
Water Orton (WTO)	d																		
Birmingham New Street (BHM)	12 a	1706	1723					1804	1823					1906	1921			1924	
University (UNI)	a		1736						1836							1936			
Worcestershire Parkway (WOP)	a		1758						1858							1958			
Ashchurch for Tewkesbury (ASC)	a																		
Cheltenham Spa (CNM)	a	1750	1814					1850	1914					1950	2014				
Gloucester (GCR)	7 a		1826						1924						2024				
Lydney (LYD)	a																		
Chepstow (CPW)	a																		
Newport (South Wales) (NWP)	a		1909						2006							2106			
Cardiff Central (CDF)	7 a		1925						2020							2120			
Bristol Parkway (BPW)	7 a	1821						1921							2020				
Bristol Temple Meads (BRI)	10 a	1835						1935							2035				

NOTES (see introductory pages for explanation of train operator codes and standard symbols)

- a Arrival time
- d Departure time
- A To London St Pancras Intl
- D From London St Pancras Intl to Sheffield
- G From Edinburgh to Plymouth
- K From Glasgow Central to Plymouth
- L From Dundee to Plymouth
- M From Newcastle

Nottingham to Derby, Matlock, Stoke-on-Trent, Crewe, Birmingham, Cardiff and Bristol

Sundays

Operator Days of operation/Notes 1st Class/Reservations/Bus/Ferry Catering facilities	EM D	EM A	XC G 11◇ 12	XC 11◇	EM	EM	EM A	EM D	XC N 11◇ 12	XC 11◇	EM	EM	EM D	EM A	XC N 11◇ 12	XC 11◇	EM	EM P	
Grimsby Town (GMB)	d																		
Lincoln (LCN)	d																		
Newark Castle (NCT)	d																		
Nottingham (NOT)	8 d	1906		1915		1923	1959			2016		2024		2109		2119	2122	2150	
Beeston (BEE)	d	1911a				1929	2004a					2030		2114a			2128	2155a	
Attenborough (ATB)	d					1932						2033					2131		
Long Eaton (LGE)	d	1900				1939		2000				2041	2100				2138		
Spondon (SPO)	d																		
Derby (DBY)	6 a	1909		1937		1950		2009		2036		2052	2109			2140	2149		
Derby (DBY)	6 d		1931	1941	1944	1951			2031	2040	2044	2053			2131	2144	2153		
Duffield (DFI)	d					1958						2100					2200		
Belper (BLP)	d					2003						2105					2205		
Ambergate (AMB)	d					2008						2110					2210		
Whatstandwell (WTS)	d					2012						2114					2214		
Cromford (CMF)	d					2018						2120					2220		
Matlock Bath (MTB)	d					2021						2123					2223		
Matlock (MAT)	a					2024						2126					2226		
Peartree (PEA)	d																		
Tutbury & Hatton (TUT)	d				1957							2057							
Uttoxeter (UTT)	d				2007							2107							
Blythe Bridge (BYB)	d				2020							2121							
Longton (LGN)	d				2026							2127							
Stoke-on-Trent (SOT)	d				2034							2134							
Longport (LPT)	d																		
Kidsgrove (KDG)	d				2042							2142							
Alsager (ASG)	d				2046							2146							
Crewe (CRE)	10 a				2055							2155							
Willington (WIL)	d																		
Burton-on-Trent (BUT)	d		1941	1952						2051					2141	2155			
Tamworth (TAM)	d			2003					2049	2103					2151	2206			
Wilnecote (WNE)	d			2007												2210			
Water Orton (WTO)	d																		
Birmingham New Street (BHM)	12 a		2004	2025					2106	2121					2208	2228			
University (UNI)	a																		
Worcestershire Parkway (WOP)	a																		
Ashchurch for Tewkesbury (ASC)	a																		
Cheltenham Spa (CNM)	a		2050						2150						2250				
Gloucester (GCR)	7 a								2200										
Lydney (LYD)	a																		
Chepstow (CPW)	a																		
Newport (South Wales) (NWP)	a																		
Cardiff Central (CDF)	7 a																		
Bristol Parkway (BPW)	7 a		2120						2230						2320				
Bristol Temple Meads (BRI)	10 a		2135						2240						2330				

NOTES (see introductory pages for explanation of train operator codes and standard symbols)

- a Arrival time
- d Departure time
- A To London St Pancras Intl
- D From London St Pancras Intl to Sheffield
- G From Edinburgh to Plymouth
- N From Edinburgh
- P To Leicester

Nottingham to Derby, Matlock, Stoke-on-Trent, Crewe, Birmingham, Cardiff and Bristol

Sundays

Operator Days of operation/Notes 1st Class/Reservations/Bus/Ferry Catering facilities	EM	XC	EM	EM	EM
	D	N	D	D	Q
Grimsby Town (GMB)	d				
Lincoln (LCN)	d				
Newark Castle (NCT)	d				
Nottingham (NOT)	8 d				2333
Beeston (BEE)	d				2320 ^e
Attenborough (ATB)	d				
Long Eaton (LGE)	d	2200	2230	2330	
Spondon (SPO)	d				
Derby (DBY)	6 a	2209	2239	2339	2350
Derby (DBY)	6 d	2231			
Duffield (DFI)	d				
Belper (BLP)	d				
Ambergate (AMB)	d				
Whatstandwell (WTS)	d				
Cromford (CMF)	d				
Matlock Bath (MTB)	d				
Matlock (MAT)	a				
Peartree (PEA)	d				
Tutbury & Hatton (TUT)	d				
Uttoxeter (UTT)	d				
Blythe Bridge (BYB)	d				
Longton (LGN)	d				
Stoke-on-Trent (SOT)	d				
Longport (LPT)	d				
Kidsgrove (KDG)	d				
Alsager (ASG)	d				
Crewe (CRE)	10 a				
Wilmington (WIL)	d				
Burton-on-Trent (BUT)	d	2241			
Tamworth (TAM)	d	2251			
Wilnecote (WNE)	d				
Water Orton (WTO)	d				
Birmingham New Street (BHM)	12 a	2309			
University (UNI)	a				
Worcestershire Parkway (WOP)	a				
Ashchurch for Tewkesbury (ASC)	a				
Cheltenham Spa (CNM)	a				
Gloucester (GCR)	7 a				
Lydney (LYD)	a				
Chepstow (CPW)	a				
Newport (South Wales) (NWP)	a				
Cardiff Central (CDF)	7 a				
Bristol Parkway (BPW)	7 a				
Bristol Temple Meads (BRI)	10 a				

NOTES (see introductory pages for explanation of train operator codes and standard symbols)

- a Arrival time
- d Departure time
- e Calls at Beeston before Nottingham
- D From London St Pancras Intl to Sheffield
- N From Edinburgh
- Q From London St Pancras Intl

Bristol, Cardiff, Birmingham, Crewe, Stoke-on-Trent, Matlock and Derby to Nottingham

Mondays to Fridays

Operator Days of operation/Notes 1st Class/Reservations/Bus/Ferry Catering facilities	EM MO	EM A	EM	EM B	XC 1◇	EM B	EM B	XC C 1◇	EM D	EM	EM E	XC 1◇	EM F	EM	EM B	XC 1◇	XC C 1◇	EM G
	⚡	⚡		⚡	1◇	⚡	⚡	⚡	⚡			1◇	⚡		⚡	1◇	1◇	
Bristol Temple Meads (BRI)	10	d																
Bristol Parkway (BPW)	7	d																
Cardiff Central (CDF)	7	d																
Newport (South Wales) (NWP)		d																
Chepstow (CPW)		d																
Lydney (LYD)		d																
Gloucester (GCR)	7	d																
Cheltenham Spa (CNM)		d																
Ashchurch for Tewkesbury (ASC)		d																
Worcestershire Parkway (WOP)		d																
University (UNI)		d																
Birmingham New Street (BHM)	12	d						0603				0619				0649	0703	
Water Orton (WTO)		d																
Wilnecote (WNE)		d										0634						
Tamworth (TAM)		d						0620				0638				0706	0719	
Burton-on-Trent (BUT)		d						0630				0650				0719	0730	
Willington (WIL)		d														0725		
Crewe (CRE)	10	d												0608				
Alsager (ASG)		d												0617				
Kidsgrove (KDG)		d												0621				
Longport (LPT)		d												0627				
Stoke-on-Trent (SOT)		d												0633				
Longton (LGN)		d												0639				
Blythe Bridge (BYB)		d												0645				
Uttoxeter (UTT)		d												0658				
Tutbury & Hatton (TUT)		d												0707				
Peartree (PEA)		d												0719				
Matlock (MAT)		d								0618								0712
Matlock Bath (MTB)		d								0620								0714
Cromford (CMF)		d								0623								0717
Whatstandwell (WTS)		d								0628								0722
Ambergate (AMB)		d								0634								0728
Belper (BLP)		d								0639								0733
Duffield (DFI)		d								0643								0738
Derby (DBY)	6	a						0641		0650		0701		0722		0736	0740	0745
Derby (DBY)	6	d	0440	0447	0522	0530	0558	0602	0628		0651		0709		0725	0733	0742	0746
Spondon (SPO)		d			0527						0655		0713				0746	0750
Long Eaton (LGE)		d	0447a	0456	0534	0537a		0610a	0635a		0702		0720		0734	0740a	0753	0757
Attenborough (ATB)		d			0545						0710	0721			0745			0805
Beeston (BEE)		d		0520c	0549		0613			0707	0714	0725	0730	0743	0749		0802	0808
Nottingham (NOT)	8	a		0508	0559		0620			0713	0721	0732	0736	0750	0754		0808	0817
Newark Castle (NCT)		a										0803			0830			
Lincoln (LCN)		a										0836						
Grimsby Town (GMB)		a																

NOTES (see introductory pages for explanation of train operator codes and standard symbols)

- a Arrival time
- d Departure time
- c Calls at Beeston after Nottingham

- A To London St Pancras Intl
- B From Sheffield to London St Pancras Intl
- C To Edinburgh
- D From Kettering
- E From Leicester
- F From London St Pancras Intl
- G To Liverpool Lime Street

MO Mondays only

Bristol, Cardiff, Birmingham, Crewe, Stoke-on-Trent, Matlock and Derby to Nottingham

Mondays to Fridays

Operator Days of operation/Notes 1st Class/Reservations/Bus/Ferry Catering facilities	EM E	XC 1◇ ⚡	EM B	EM F	XC 1◇ ⚡	XC C 1◇ ⚡	EM	XC 1◇ ⚡	XC H 1◇ ⚡	EM E	EM	EM B	EM F	XC J 1◇ ⚡	XC K 1◇ ⚡	EM	XC 1◇ ⚡			
Bristol Temple Meads (BRI)	10 d					0636											0735			
Bristol Parkway (BPW)	7 d					0644											0744			
Cardiff Central (CDF)	7 d																0639			
Newport (South Wales) (NWP)	d																0654			
Chepstow (CPW)	d																0715			
Lydney (LYD)	d																0724			
Gloucester (GCR)	7 d																0745			
Cheltenham Spa (CNM)	d					0714											0755	0815		
Ashchurch for Tewkesbury (ASC)	d																0803			
Worcestershire Parkway (WOP)	d																0814			
University (UNI)	d																0839			
Birmingham New Street (BHM)	12 d		0719			0749	0803		0809	0828							0849	0903	0909	
Water Orton (WTO)	d																			
Wilnecote (WNE)	d		0738														0904			
Tamworth (TAM)	d		0742			0808	0822		0826								0908		0926	
Burton-on-Trent (BUT)	d		0753			0820	0832		0838								0920	0927e	0938	
Willington (WIL)	d					0826														
Crewe (CRE)	10 d			0705													0810			
Alsager (ASG)	d			0714													0819			
Kidsgrove (KDG)	d			0718													0823			
Longport (LPT)	d																			
Stoke-on-Trent (SOT)	d			0728													0833			
Longton (LGN)	d			0734													0839			
Blythe Bridge (BYB)	d			0741													0846			
Uttoxeter (UTT)	d			0753													0858			
Tutbury & Hatton (TUT)	d			0803													0908			
Peartree (PEA)	d			0815																
Matlock (MAT)	d																		0914	
Matlock Bath (MTB)	d																		0916	
Cromford (CMF)	d																		0919	
Whatstandwell (WTS)	d																		0924	
Ambergate (AMB)	d																		0930	
Belper (BLP)	d																		0935	
Duffield (DFI)	d																		0939	
Derby (DBY)	6 a		0805	0819		0834	0843	0845	0850	0858				0921			0932	0937	0946	0951
Derby (DBY)	6 d		0809	0823	0832	0838		0846	0901					0924	0932		0938		0950	0958
Spondon (SPO)	d							0851											0954	
Long Eaton (LGE)	d		0818	0832	0839a	0848		0859						0934	0940a		0949		1001	
Attenborough (ATB)	d	0820						0910											1009	
Beeston (BEE)	d	0824	0828	0840		0849	0900	0913						0922	0942		0957		1012	
Nottingham (NOT)	8 a	0830	0834	0849		0859	0906	0920	0924					0928	0949		0953	1003	1019	1023
Newark Castle (NCT)	a	0901		0920										0957	1019					
Lincoln (LCN)	a	0933												1027						
Grimsby Town (GMB)	a	1028																		

NOTES (see introductory pages for explanation of train operator codes and standard symbols)

- a Arrival time
- d Departure time
- e Arrives 3 minutes earlier

- B From Sheffield to London St Pancras Intl
- C To Edinburgh
- E From Leicester
- F From London St Pancras Intl
- H From Reading to Newcastle
- J Also calls at Severn Tunnel Jn 0704 and Caldicot 0707
- K From Plymouth to Edinburgh

Bristol, Cardiff, Birmingham, Crewe, Stoke-on-Trent, Matlock and Derby to Nottingham

Mondays to Fridays

Operator Days of operation/Notes 1st Class/Reservations/Bus/Ferry Catering facilities	EM E	EM F	EM	EM B	XC K	XC K	EM	XC	EM E	EM F	EM	EM B	XC K	XC K	EM	XC	EM E	EM F
Bristol Temple Meads (BRI) 10 d						0835								0935				
Bristol Parkway (BPW) 7 d						0844								0944				
Cardiff Central (CDF) 7 d					0745								0845					
Newport (South Wales) (NWP) d					0800								0900					
Chepstow (CPW) d													0917					
Lydney (LYD) d					0824													
Gloucester (GCR) 7 d					0849								0949					
Cheltenham Spa (CNM) d					0859	0915							0959	1015				
Ashchurch for Tewkesbury (ASC) d																		
Worcestershire Parkway (WOP) d					0914								1014					
University (UNI) d					0939								1039					
Birmingham New Street (BHM) 12 d					0949	1003		1009					1049	1103		1109		
Water Orton (WTO) d																		
Wilnecote (WNE) d													1105					
Tamworth (TAM) d					1006	1019		1026					1109			1130		
Burton-on-Trent (BUT) d					1018			1038					1120	1126		1142		
Willington (WIL) d					1024													
Crewe (CRE) 10 d			0910									1010						
Alsager (ASG) d			0919									1019						
Kidsgrove (KDG) d			0923									1023						
Longport (LPT) d																		
Stoke-on-Trent (SOT) d			0933									1033						
Longton (LGN) d			0939									1039						
Blythe Bridge (BYB) d			0946									1046						
Uttoxeter (UTT) d			0958									1058						
Tutbury & Hatton (TUT) d			1008									1108						
Peartree (PEA) d																		
Matlock (MAT) d							1013									1115		
Matlock Bath (MTB) d							1015									1117		
Cromford (CMF) d							1018									1120		
Whatstandwell (WTS) d							1023									1125		
Ambergate (AMB) d							1029									1131		
Belper (BLP) d							1034									1136		
Duffield (DFI) d							1039									1140		
Derby (DBY) 6 a			1021		1033	1038	1046	1051				1121		1133	1136	1147	1153	
Derby (DBY) 6 d			1024	1032	1039		1051	1059				1124	1132	1140		1152	1159	
Spondon (SPO) d																1157		
Long Eaton (LGE) d			1033	1040a	1049		1100					1134	1140a	1149		1204		
Attenborough (ATB) d	1024						1108		1119									1219
Beeston (BEE) d	1028	1045	1049		1057		1112		1123	1142	1146		1157		1211		1223	1242
Nottingham (NOT) 8 a	1034	1051	1056		1103		1119	1122	1132	1150	1154		1204		1220	1224	1231	1250
Newark Castle (NCT) a	1058		1126						1157		1233							1257
Lincoln (LCN) a	1131								1228									1330
Grimsby Town (GMB) a	1226																	1425

NOTES (see introductory pages for explanation of train operator codes and standard symbols)

- a Arrival time
- d Departure time
- B From Sheffield to London St Pancras Intl
- E From Leicester
- F From London St Pancras Intl
- K From Plymouth to Edinburgh

Bristol, Cardiff, Birmingham, Crewe, Stoke-on-Trent, Matlock and Derby to Nottingham

Mondays to Fridays

Operator Days of operation/Notes 1st Class/Reservations/Bus/Ferry Catering facilities	EM	EM B	XC 1◇ 2	XC L 1◇ 2	EM	XC 1◇ 2	EM E	EM F	EM	EM B	XC 1◇ 2	XC M 1◇ 2	EM	XC 1◇ 2	XC N 1◇ 2	EM E	EM F	EM
Bristol Temple Meads (BRI)	10 d			1035								1135						
Bristol Parkway (BPW)	7 d			1044								1144						
Cardiff Central (CDF)	7 d											1045						
Newport (South Wales) (NWP)	d											1100						
Chepstow (CPW)	d																	
Lydney (LYD)	d											1124						
Gloucester (GCR)	7 d											1149						
Cheltenham Spa (CNM)	d			1115								1159	1215					
Ashchurch for Tewkesbury (ASC)	d																	
Worcestershire Parkway (WOP)	d											1214						
University (UNI)	d											1239						
Birmingham New Street (BHM)	12 d		1149	1203		1212						1249	1303		1309	1327		
Water Orton (WTO)	d																	
Wilnecote (WNE)	d											1304						
Tamworth (TAM)	d		1206	1219		1230						1308			1327			
Burton-on-Trent (BUT)	d		1218	1230		1242						1320	1326		1338			
Willington (WIL)	d		1224															
Crewe (CRE)	10 d	1110								1210								1310
Alsager (ASG)	d	1119								1219								1319
Kidsgrove (KDG)	d	1123								1223								1323
Longport (LPT)	d																	
Stoke-on-Trent (SOT)	d	1133								1233								1332
Longton (LGN)	d	1139								1239								1338
Blythe Bridge (BYB)	d	1145								1246								1344
Uttoxeter (UTT)	d	1158								1258								1357
Tutbury & Hatton (TUT)	d	1207								1308								1406
Peartree (PEA)	d																	
Matlock (MAT)	d				1214											1315		
Matlock Bath (MTB)	d				1216											1317		
Cromford (CMF)	d				1219											1320		
Whatstandwell (WTS)	d				1224											1325		
Ambergate (AMB)	d				1230											1331		
Belper (BLP)	d				1235											1336		
Duffield (DFI)	d				1239											1340		
Derby (DBY)	6 a	1220		1232	1241	1246	1253			1321		1332	1339	1348	1352	1358		1419
Derby (DBY)	6 d	1224	1232	1240		1249	1259			1325	1332	1340		1351	1359			1423
Spondon (SPO)	d													1355				
Long Eaton (LGE)	d	1234	1239a	1249		1258				1335	1340a	1349		1402				1435
Attenborough (ATB)	d					1309		1320									1419	
Beeston (BEE)	d	1246		1257		1312		1324	1343	1347		1357		1410			1422	1447
Nottingham (NOT)	8 a	1254		1304		1319	1323	1332	1350	1355		1403		1418	1422		1432	1450
Newark Castle (NCT)	a	1327						1356		1428							1459	1526
Lincoln (LCN)	a							1425									1530	
Grimsby Town (GMB)	a																1626	

NOTES (see introductory pages for explanation of train operator codes and standard symbols)

a Arrival time

d Departure time

B From Sheffield to London St Pancras Intl

E From Leicester

F From London St Pancras Intl

L From Penzance to Edinburgh

M From Plymouth to Dundee on Mondays to Thursdays. From Plymouth to Aberdeen on Fridays

N From Reading to York

Bristol, Cardiff, Birmingham, Crewe, Stoke-on-Trent, Matlock and Derby to Nottingham

Mondays to Fridays

Operator Days of operation/Notes 1st Class/Reservations/Bus/Ferry Catering facilities	EM	XC	XC	EM	XC	EM	EM	EM	EM	XC	XC	EM	XC	EM	EM	EM	EM	XC
	B	1	L		1	E	F		B	1	K		1	E	F		B	1
	⌘	⌘	⌘		⌘		⌘		⌘	⌘	⌘		⌘		⌘		⌘	⌘
Bristol Temple Meads (BRI)	10	d																
Bristol Parkway (BPW)	7	d																
Cardiff Central (CDF)	7	d																
Newport (South Wales) (NWP)		d																
Chepstow (CPW)		d																
Lydney (LYD)		d																
Gloucester (GCR)	7	d																
Cheltenham Spa (CNM)		d																
Ashchurch for Tewkesbury (ASC)		d																
Worcestershire Parkway (WOP)		d																
University (UNI)		d																
Birmingham New Street (BHM)	12	d																
Water Orton (WTO)		d																
Wilnecote (WNE)		d																
Tamworth (TAM)		d																
Burton-on-Trent (BUT)		d																
Willington (WIL)		d																
Crewe (CRE)	10	d																
Alsager (ASG)		d																
Kidsgrove (KDG)		d																
Longport (LPT)		d																
Stoke-on-Trent (SOT)		d																
Longton (LGN)		d																
Blythe Bridge (BYB)		d																
Uttoxeter (UTT)		d																
Tutbury & Hatton (TUT)		d																
Peartree (PEA)		d																
Matlock (MAT)		d																
Matlock Bath (MTB)		d																
Cromford (CMF)		d																
Whatstandwell (WTS)		d																
Ambergate (AMB)		d																
Belper (BLP)		d																
Duffield (DFI)		d																
Derby (DBY)	6	a																
Derby (DBY)	6	d																
Spondon (SPO)		d																
Long Eaton (LGE)		d																
Attenborough (ATB)		d																
Beeston (BEE)		d																
Nottingham (NOT)	8	a																
Newark Castle (NCT)		a																
Lincoln (LCN)		a																
Grimsby Town (GMB)		a																

NOTES (see introductory pages for explanation of train operator codes and standard symbols)

- a Arrival time
- d Departure time
- B From Sheffield to London St Pancras Intl
- E From Leicester
- F From London St Pancras Intl
- K From Plymouth to Edinburgh
- L From Penzance to Edinburgh

Bristol, Cardiff, Birmingham, Crewe, Stoke-on-Trent, Matlock and Derby to Nottingham

Mondays to Fridays

Operator Days of operation/Notes 1st Class/Reservations/Bus/Ferry Catering facilities	XC P 1◇ ⌘	EM	XC H 1◇ ⌘	XC H 1◇ ⌘	EM E	EM F	EM	EM B	XC K 1◇ ⌘	XC K 1◇ ⌘	EM	XC N 1◇ ⌘	EM B	EM Q	EM	EM B	EM F
Bristol Temple Meads (BRI)	10 d	1435								1535							
Bristol Parkway (BPW)	7 d	1444								1544							
Cardiff Central (CDF)	7 d								1445								
Newport (South Wales) (NWP)	d								1459								
Chepstow (CPW)	d								1517								
Lydney (LYD)	d																
Gloucester (GCR)	7 d								1549								
Cheltenham Spa (CNM)	d	1515							1559	1615							
Ashchurch for Tewkesbury (ASC)	d																
Worcestershire Parkway (WOP)	d								1614								
University (UNI)	d								1639								
Birmingham New Street (BHM)	12 d	1603	1612	1630					1649	1703		1712	1727				
Water Orton (WTO)	d																
Wilnecote (WNE)	d								1704								
Tamworth (TAM)	d	1620	1631						1708			1731					
Burton-on-Trent (BUT)	d		1643						1720	1726		1742					
Willington (WIL)	d																
Crewe (CRE)	10 d						1610										1710
Alsager (ASG)	d						1619										1719
Kidsgrove (KDG)	d						1623										1723
Longport (LPT)	d																
Stoke-on-Trent (SOT)	d						1632										1733
Longton (LGN)	d						1638										1739
Blythe Bridge (BYB)	d						1645										1746
Uttoxeter (UTT)	d						1657										1758
Tutbury & Hatton (TUT)	d						1707										1808
Peartree (PEA)	d						1719										
Matlock (MAT)	d		1615									1713					
Matlock Bath (MTB)	d		1617									1715					
Cromford (CMF)	d		1620									1718					
Whatstandwell (WTS)	d		1625									1723					
Ambergate (AMB)	d		1631									1729					
Belper (BLP)	d		1636									1734		1758			
Duffield (DFI)	d		1640									1738					
Derby (DBY)	6 a	1640	1647	1654	1704		1721		1731	1737	1745	1755	1758	1807		1821	
Derby (DBY)	6 d		1651	1701			1728	1734	1740		1746	1759				1824	1832
Spondon (SPO)	d		1655								1750						
Long Eaton (LGE)	d		1702	1710			1738	1742a	1749		1757	1808				1833	1839a
Attenborough (ATB)	d		1710								1805						
Beeston (BEE)	d		1713	1718		1719	1724	1744	1748	1757	1808	1818			1822	1826	1841
Nottingham (NOT)	8 a		1720	1724		1732	1751	1754	1804	1817	1824				1831	1847	1849
Newark Castle (NCT)	a						1801	1830							1900	1928	
Lincoln (LCN)	a						1833								1929		
Grimsby Town (GMB)	a														2027		

NOTES (see introductory pages for explanation of train operator codes and standard symbols)

- a Arrival time
d Departure time
- B From Sheffield to London St Pancras Intl
E From Leicester
F From London St Pancras Intl
H From Reading to Newcastle
K From Plymouth to Edinburgh
N From Reading to York
P From Plymouth to Glasgow Central
Q From Leicester to Cleethorpes

Bristol, Cardiff, Birmingham, Crewe, Stoke-on-Trent, Matlock and Derby to Nottingham

Mondays to Fridays

Operator Days of operation/Notes 1st Class/Reservations/Bus/Ferry Catering facilities	XC 1◇ ⌘	XC K 1◇ ⌘	EM	EM E	XC 1◇ ⌘	EM	EM B	EM F	XC 1◇ ⌘	XC R 1◇ ⌘	EM	XC 1◇ ⌘	XC H 1◇ ⌘	EM Q	EM	EM B	EM F	XC 1◇ ⌘
Bristol Temple Meads (BRI)	10 d		1635							1735								
Bristol Parkway (BPW)	7 d		1644							1744								
Cardiff Central (CDF)	7 d	1545							1645									1745
Newport (South Wales) (NWP)	d	1559							1701									1759
Chepstow (CPW)	d	1616																1816
Lydney (LYD)	d								1725									
Gloucester (GCR)	7 d	1645							1749									1845
Cheltenham Spa (CNM)	d	1655	1715						1759	1815								1855
Ashchurch for Tewkesbury (ASC)	d	1703																1903
Worcestershire Parkway (WOP)	d	1714							1814									1914
University (UNI)	d	1739							1839									1939
Birmingham New Street (BHM)	12 d	1749	1803		1809				1849	1903		1909	1927					1949
Water Orton (WTO)	d	1759																
Wilnecote (WNE)	d	1808							1904									2004
Tamworth (TAM)	d	1812	1819		1826				1908	1919		1926						2008
Burton-on-Trent (BUT)	d	1823			1838				1920	1930		1938						2020
Willington (WIL)	d	1829																
Crewe (CRE)	10 d					1810												1910
Alsager (ASG)	d					1819												1919
Kidsgrove (KDG)	d					1823												1923
Longport (LPT)	d																	
Stoke-on-Trent (SOT)	d					1832												1934e
Longton (LGN)	d					1838												1940
Blythe Bridge (BYB)	d					1845												1947
Uttoxeter (UTT)	d					1857												1959
Tutbury & Hatton (TUT)	d					1907												2009
Peartree (PEA)	d					1918												
Matlock (MAT)	d			1814								1913						
Matlock Bath (MTB)	d			1816								1915						
Cromford (CMF)	d			1819								1918						
Whatstandwell (WTS)	d			1824								1923						
Ambergate (AMB)	d			1830								1929						
Belper (BLP)	d			1835								1934						
Duffield (DFI)	d			1839								1938						
Derby (DBY)	6 a	1837	1842	1846		1851	1921		1932	1940	1945	1951	1957		2022			2031
Derby (DBY)	6 d	1843		1854		1913	1925	1932	1938		1947	1957			2025	2032		2040
Spondon (SPO)	d			1858														
Long Eaton (LGE)	d	1852		1905		1922	1934	1939a	1949e		1956				2034	2039a		2049
Attenborough (ATB)	d			1912	1920						2004			2020				
Beeston (BEE)	d	1900		1917	1925	1930	1941		1947	1958	2007			2024	2041		2046	2058
Nottingham (NOT)	8 a	1906		1924	1932	1936	1948		1956	2004	2015	2018		2030	2048		2053	2105
Newark Castle (NCT)	a				2003										2059			
Lincoln (LCN)	a				2035										2129			
Grimsby Town (GMB)	a														2224			

NOTES (see introductory pages for explanation of train operator codes and standard symbols)

- a Arrival time
- d Departure time
- e Arrives 3 minutes earlier
- B From Sheffield to London St Pancras Intl
- E From Leicester
- F From London St Pancras Intl
- H From Reading to Newcastle
- K From Plymouth to Edinburgh
- Q From Leicester to Cleethorpes
- R From Plymouth to Leeds

Bristol, Cardiff, Birmingham, Crewe, Stoke-on-Trent, Matlock and Derby to Nottingham

Mondays to Fridays

Operator Days of operation/Notes 1st Class/Reservations/Bus/Ferry Catering facilities	XC R 1◇ ⚡	EM	EM E	EM	EM B	EM F	XC R 1◇ ⚡	XC R 1◇ ⚡	EM	EM B	EM S	EM F	EM	XC T 1◇ ⚡	EM	XC T 1◇ ⚡	EM U	EM E
Bristol Temple Meads (BRI)	10 d	1835						1935										
Bristol Parkway (BPW)	7 d	1844						1944										
Cardiff Central (CDF)	7 d						1845							1950				
Newport (South Wales) (NWP)	d						1859							2004				
Chepstow (CPW)	d						1918							2025				
Lydney (LYD)	d													2034				
Gloucester (GCR)	7 d						1949							2056				
Cheltenham Spa (CNM)	d	1915					1959	2015						2106				
Ashchurch for Tewkesbury (ASC)	d																	
Worcestershire Parkway (WOP)	d						2014							2120				
University (UNI)	d						2040							2148				
Birmingham New Street (BHM)	12 d	2003					2049	2103						2203				
Water Orton (WTO)	d																	
Wilnecote (WNE)	d						2104											
Tamworth (TAM)	d	2019					2108	2127						2227				
Burton-on-Trent (BUT)	d						2120	2138						2239				
Willington (WIL)	d						2126											
Crewe (CRE)	10 d				2010									2122				
Alsager (ASG)	d				2019									2131				
Kidsgrove (KDG)	d				2023									2136				
Longport (LPT)	d													2141				
Stoke-on-Trent (SOT)	d				2034e									2147				
Longton (LGN)	d				2040									2153				
Blythe Bridge (BYB)	d				2047									2159				
Uttoxeter (UTT)	d				2059									2212				
Tutbury & Hatton (TUT)	d				2109									2221				
Peartree (PEA)	d																	
Matlock (MAT)	d		2013												2219			
Matlock Bath (MTB)	d		2015												2221			
Cromford (CMF)	d		2018												2224			
Whatstandwell (WTS)	d		2023												2229			
Ambergate (AMB)	d		2029												2236e			
Belper (BLP)	d		2034												2241		2300	
Duffield (DFI)	d		2038												2245			
Derby (DBY)	6 a	2037	2045		2122		2138	2148	2149				2234	2250	2252	←	2308	
Derby (DBY)	6 d		2058		2126	2134		2146	2151	2220			2239	2258	2253	2258		
Spondon (SPO)	d		2102					2151						→	2257	2302		
Long Eaton (LGE)	d		2109		2135	2141a		2158		2204	2228a		2248		2304	2309		
Attenborough (ATB)	d			2121						2212		2220			2310	2316		2324
Beeston (BEE)	d		2117	2125	2143		2149	2211		2216		2224	2243	2255	2313	2320		2328
Nottingham (NOT)	8 a		2124	2131	2149		2155	2218		2225		2231	2249	2302	2319	2326		2334
Newark Castle (NCT)	a			2205														
Lincoln (LCN)	a			2236														
Grimsby Town (GMB)	a																	

NOTES (see introductory pages for explanation of train operator codes and standard symbols)

- a Arrival time
- d Departure time
- e Arrives 3 minutes earlier

- B From Sheffield to London St Pancras Intl
- E From Leicester
- F From London St Pancras Intl
- R From Plymouth to Leeds
- S From Peterborough
- T Also calls at Severn Tunnel Jn 2014 and Caldicot 2017
- U From Sheffield

Bristol, Cardiff, Birmingham, Crewe, Stoke-on-Trent, Matlock and Derby to Nottingham

Mondays to Fridays

Operator Days of operation/Notes 1st Class/Reservations/Bus/Ferry Catering facilities	EM	XC 1◇	EM TSM	EM FTSM	F
Bristol Temple Meads (BRI)	10 d				
Bristol Parkway (BPW)	7 d				
Cardiff Central (CDF)	7 d				
Newport (South Wales) (NWP)	d				
Chepstow (CPW)	d				
Lydney (LYD)	d				
Gloucester (GCR)	7 d				
Cheltenham Spa (CNM)	d				
Ashchurch for Tewkesbury (ASC)	d				
Worcestershire Parkway (WOP)	d				
University (UNI)	d				
Birmingham New Street (BHM)	12 d		2309		
Water Orton (WTO)	d				
Wilnecote (WNE)	d		2324		
Tamworth (TAM)	d		2328		
Burton-on-Trent (BUT)	d		2340		
Willington (WIL)	d		2346		
Crewe (CRE)	10 d				
Alsager (ASG)	d				
Kidsgrove (KDG)	d				
Longport (LPT)	d				
Stoke-on-Trent (SOT)	d				
Longton (LGN)	d				
Blythe Bridge (BYB)	d				
Uttoxeter (UTT)	d				
Tutbury & Hatton (TUT)	d				
Peartree (PEA)	d				
Matlock (MAT)	d	2315			
Matlock Bath (MTB)	d	2317			
Cromford (CMF)	d	2320			
Whatstandwell (WTS)	d	2325			
Ambergate (AMB)	d	2331			
Belper (BLP)	d	2336			
Duffield (DFI)	d	2340			
Derby (DBY)	6 a	2347	2354		
Derby (DBY)	6 d	2348	2358		
Spondon (SPO)	d	2352			
Long Eaton (LGE)	d	2359			
Attenborough (ATB)	d	0006			
Beeston (BEE)	d	0010		0019	0213
Nottingham (NOT)	8 a	0016	0021	0025	0219
Newark Castle (NCT)	a				
Lincoln (LCN)	a				
Grimsby Town (GMB)	a				

NOTES (see introductory pages for explanation of train operator codes and standard symbols)

a Arrival time

d Departure time

F From London St Pancras Intl

TSM Tuesday to Saturday mornings

Bristol, Cardiff, Birmingham, Crewe, Stoke-on-Trent, Matlock and Derby to Nottingham

Saturdays

Operator Days of operation/Notes 1st Class/Reservations/Bus/Ferry Catering facilities	EM A	EM A	EM	EM B	XC C 1◇	EM D	EM	EM E	XC 1◇	EM F	EM	EM B	XC 1◇	XC C 1◇	EM	XC 1◇	EM E	EM F	
	⌘	⌘		⌘	⌘	⌘			⌘	⌘		⌘	⌘	⌘		⌘		⌘	
Bristol Temple Meads (BRI)	10	d																	
Bristol Parkway (BPW)	7	d																	
Cardiff Central (CDF)	7	d																	
Newport (South Wales) (NWP)		d																	
Chepstow (CPW)		d																	
Lydney (LYD)		d																	
Gloucester (GCR)	7	d																	
Cheltenham Spa (CNM)		d																	
Ashchurch for Tewkesbury (ASC)		d																	
Worcestershire Parkway (WOP)		d																	
University (UNI)		d																	
Birmingham New Street (BHM)	12	d			0603				0619				0649	0703		0719			
Water Orton (WTO)		d																	
Wilnecote (WNE)		d							0634							0734			
Tamworth (TAM)		d			0619				0638				0708	0719		0738			
Burton-on-Trent (BUT)		d			0630				0650				0720	0730		0750			
Willington (WIL)		d											0726						
Crewe (CRE)	10	d										0608							
Alsager (ASG)		d										0617							
Kidsgrove (KDG)		d										0621							
Longport (LPT)		d										0627							
Stoke-on-Trent (SOT)		d										0633							
Longton (LGN)		d										0639							
Blythe Bridge (BYB)		d										0645							
Uttoxeter (UTT)		d										0658							
Tutbury & Hatton (TUT)		d										0707							
Peartree (PEA)		d										0719							
Matlock (MAT)		d						0619								0710			
Matlock Bath (MTB)		d						0621								0712			
Cromford (CMF)		d						0624								0715			
Whatstandwell (WTS)		d						0629								0720			
Ambergate (AMB)		d						0635								0726			
Belper (BLP)		d						0640								0731			
Duffield (DFI)		d						0644								0735			
Derby (DBY)	6	a			0640			0651		0701		0721		0734	0740	0744	0804		
Derby (DBY)	6	d	0447	0459	0547	0628		0653		0710		0725	0732	0742		0746	0808		
Spondon (SPO)		d			0551					0714						0751			
Long Eaton (LGE)		d	0454a	0508	0558	0636a		0702		0721		0736	0739a	0752		0758	0817		
Attenborough (ATB)		d			0605				0725			0746				0812		0836	
Beeston (BEE)		d			0608		0710	0715	0729	0733	0744	0750		0800		0816	0825	0839	0845
Nottingham (NOT)	8	a		0519	0615		0717	0722	0735	0739	0751	0756		0806		0824	0833	0846	0853
Newark Castle (NCT)		a							0800			0833						0913	
Lincoln (LCN)		a							0831									0942	
Grimsby Town (GMB)		a																	

NOTES (see introductory pages for explanation of train operator codes and standard symbols)

- a Arrival time
- d Departure time
- A To London St Pancras Intl
- B From Sheffield to London St Pancras Intl
- C To Edinburgh
- D From Kettering
- E From Leicester
- F From London St Pancras Intl

Bristol, Cardiff, Birmingham, Crewe, Stoke-on-Trent, Matlock and Derby to Nottingham

Saturdays










Operator Days of operation/Notes 1st Class/Reservations/Bus/Ferry Catering facilities	EM	EM B	XC C	XC C	EM G	XC H	XC H	EM E	EM F	EM	EM B	XC J	XC K	EM	XC	EM E	EM F	EM	
		⌘	⌘	⌘		⌘	⌘		⌘		⌘	⌘	⌘		⌘		⌘		
Bristol Temple Meads (BRI)	10	d		0615									0735						
Bristol Parkway (BPW)	7	d		0624									0744						
Cardiff Central (CDF)	7	d										0639							
Newport (South Wales) (NWP)		d										0654							
Chepstow (CPW)		d										0715							
Lydney (LYD)		d										0724							
Gloucester (GCR)	7	d		0659								0745							
Cheltenham Spa (CNM)		d		0710								0755	0815						
Ashchurch for Tewkesbury (ASC)		d										0803							
Worcestershire Parkway (WOP)		d										0814							
University (UNI)		d										0839							
Birmingham New Street (BHM)	12	d		0749	0803		0809	0827				0849	0903		0918				
Water Orton (WTO)		d																	
Wilnecote (WNE)		d										0904							
Tamworth (TAM)		d		0806	0819		0826					0908			0935				
Burton-on-Trent (BUT)		d		0818	0830		0838					0920	0926		0946				
Willington (WIL)		d		0824															
Crewe (CRE)	10	d									0809							0910	
Alsager (ASG)		d									0818							0919	
Kidsgrove (KDG)		d									0822							0923	
Longport (LPT)		d																	
Stoke-on-Trent (SOT)		d									0834g							0933	
Longton (LGN)		d									0840							0939	
Blythe Bridge (BYB)		d									0846							0945	
Uttoxeter (UTT)		d									0859							0958	
Tutbury & Hatton (TUT)		d									0908							1007	
Peartree (PEA)		d																	
Matlock (MAT)		d				0810									0913				
Matlock Bath (MTB)		d				0812									0915				
Cromford (CMF)		d				0815									0918				
Whatstandwell (WTS)		d				0820									0923				
Ambergate (AMB)		d				0826									0929				
Belper (BLP)		d				0831									0934				
Duffield (DFI)		d				0835									0938				
Derby (DBY)	6	a		0822		0834	0840	0842	0851	0857			0922		0931	0936	0945	0959	1020
Derby (DBY)	6	d		0826	0832	0838		0848	0901				0926	0932	0940		0950	1008	1023
Spondon (SPO)		d						0852							0954				
Long Eaton (LGE)		d		0835	0839a	0848		0859				0935	0940a	0949		1001			1032
Attenborough (ATB)		d						0906										1026	
Beeston (BEE)		d						0910							1013g		1030	1042	1047
Nottingham (NOT)	8	a		0851		0856		0910							1024	1029	1037	1049	1053
Nottingham (NOT)	8	a		0858		0903		0916	0922						1024	1029	1037	1049	1053
Newark Castle (NCT)		a		0929							0957		1029					1101	1127
Lincoln (LCN)		a									1027							1130	
Grimsby Town (GMB)		a																1227	

NOTES (see introductory pages for explanation of train operator codes and standard symbols)

- a Arrival time
- d Departure time
- e Arrives 3 minutes earlier
- g Arrives 4 minutes earlier
- B From Sheffield to London St Pancras Intl
- C To Edinburgh
- E From Leicester
- F From London St Pancras Intl
- G To Liverpool Lime Street
- H From Reading to Newcastle
- J Also calls at Severn Tunnel Jn 0704 and Caldicot 0707
- K From Plymouth to Edinburgh

Bristol, Cardiff, Birmingham, Crewe, Stoke-on-Trent, Matlock and Derby to Nottingham

Saturdays

Operator Days of operation/Notes 1st Class/Reservations/Bus/Ferry Catering facilities	EM B	XC K	XC K	EM	XC K	EM E	EM F	EM	EM B	XC K	XC K	EM	XC K	EM E	EM F	EM	EM B	XC K	
Bristol Temple Meads (BRI)  d			0835								0935								
Bristol Parkway (BPW)  d			0844								0944								
Cardiff Central (CDF)  d		0745								0845								0945	
Newport (South Wales) (NWP) d		0759								0859								0959	
Chepstow (CPW) d										0916								1016	
Lydney (LYD) d		0823																	
Gloucester (GCR)  d		0849								0949								1049	
Cheltenham Spa (CNM) d		0859	0915							0959	1015							1059	
Ashchurch for Tewkesbury (ASC) d																			
Worcestershire Parkway (WOP) d		0914								1014								1114	
University (UNI) d		0939								1039								1139	
Birmingham New Street (BHM)  d		0949	1003		1009					1049	1103		1109					1149	
Water Orton (WTO) d																			
Wilnecote (WNE) d										1104									
Tamworth (TAM) d		1006	1019		1026					1108			1129					1206	
Burton-on-Trent (BUT) d		1018			1038					1121	1126		1142					1218	
Willington (WIL) d		1024																1224	
Crewe (CRE)  d								1010										1110	
Alsager (ASG) d								1019										1119	
Kidsgrove (KDG) d								1023										1123	
Longport (LPT) d																			
Stoke-on-Trent (SOT) d								1033										1133	
Longton (LGN) d								1039										1139	
Blythe Bridge (BYB) d								1046										1145	
Uttoxeter (UTT) d								1058										1158	
Tutbury & Hatton (TUT) d								1108										1207	
Peartree (PEA) d																			
Matlock (MAT) d				1013									1113						
Matlock Bath (MTB) d				1015									1115						
Cromford (CMF) d				1018									1118						
Whatstandwell (WTS) d				1023									1123						
Ambergate (AMB) d				1029									1129						
Belper (BLP) d				1034									1134						
Duffield (DFI) d				1038									1138						
Derby (DBY)  a		1032	1037	1045	1050			1121		1132	1136	1145	1155				1220	1232	
Derby (DBY)  d	1033	1040		1051	1101			1124	1132	1140		1150	1201				1225	1232	1240
Spondon (SPO) d													1154						
Long Eaton (LGE) d	1040a	1049		1100				1133	1139a	1149		1201					1234	1239a	1249
Attenborough (ATB) d				1108		1120								1221					
Beeston (BEE) d		1057		1111		1124	1141	1147		1157		1210		1225	1243	1248		1257	
Nottingham (NOT)  a		1103		1125	1122	1136	1150	1152		1204		1216	1223	1232	1251	1254		1303	
Newark Castle (NCT) a						1200		1232						1301		1324			
Lincoln (LCN) a						1230								1331					
Grimsby Town (GMB) a														1427					

NOTES (see introductory pages for explanation of train operator codes and standard symbols)

- a Arrival time
- d Departure time
- B From Sheffield to London St Pancras Intl
- E From Leicester
- F From London St Pancras Intl
- K From Plymouth to Edinburgh

Bristol, Cardiff, Birmingham, Crewe, Stoke-on-Trent, Matlock and Derby to Nottingham

Saturdays

Operator Days of operation/Notes 1st Class/Reservations/Bus/Ferry Catering facilities	XC L 1◇ ⌘	EM	XC 1◇ ⌘	EM E	EM F	EM	EM B	XC 1◇	XC M 1◇ ⌘	EM	XC 1◇	XC N 1◇ ⌘	EM E	EM F	EM	EM B	XC 1◇	XC L 1◇ ⌘
Bristol Temple Meads (BRI)	10 d	1035							1135									1235
Bristol Parkway (BPW)	7 d	1044							1144									1244
Cardiff Central (CDF)	7 d							1045										1145
Newport (South Wales) (NWP)	d							1100										1200
Chepstow (CPW)	d																	1217
Lydney (LYD)	d							1124										
Gloucester (GCR)	7 d							1149										1245
Cheltenham Spa (CNM)	d	1115						1159	1215									1255
Ashchurch for Tewkesbury (ASC)	d																	1303
Worcestershire Parkway (WOP)	d							1214										1314
University (UNI)	d							1239										1339
Birmingham New Street (BHM)	12 d	1203		1212				1249	1303		1309	1328						1349
Water Orton (WTO)	d																	
Wilnecote (WNE)	d							1304										1404
Tamworth (TAM)	d	1219		1229				1308			1326							1408
Burton-on-Trent (BUT)	d			1241				1320	1326		1338							1420
Willington (WIL)	d																	
Crewe (CRE)	10 d					1210												1310
Alsager (ASG)	d					1219												1319
Kidsgrove (KDG)	d					1223												1323
Longport (LPT)	d																	
Stoke-on-Trent (SOT)	d						1232											1332
Longton (LGN)	d						1238											1338
Blythe Bridge (BYB)	d						1245											1345
Uttoxeter (UTT)	d						1257											1357
Tutbury & Hatton (TUT)	d						1307											1407
Peartree (PEA)	d																	
Matlock (MAT)	d		1213								1313							
Matlock Bath (MTB)	d		1215								1315							
Cromford (CMF)	d		1218								1318							
Whatstandwell (WTS)	d		1223								1323							
Ambergate (AMB)	d		1229								1329							
Belper (BLP)	d		1234								1334							
Duffield (DFI)	d		1238								1338							
Derby (DBY)	6 a	1237	1245	1252			1320		1331	1336	1345	1351	1358			1420		1431
Derby (DBY)	6 d		1250	1301			1323	1332	1340		1351	1401				1423	1433	1440
Spondon (SPO)	d										1355							
Long Eaton (LGE)	d		1259				1332	1339a	1349		1402					1432	1440a	1449
Attenborough (ATB)	d		1308		1320								1420					
Beeston (BEE)	d		1311		1324	1342	1346		1357		1411		1424	1442	1446			1457
Nottingham (NOT)	8 a		1317	1324	1336	1351	1354		1403		1417	1424	1433	1450	1454			1503
Newark Castle (NCT)	a				1400		1426						1502		1526			
Lincoln (LCN)	a				1430								1532					
Grimsby Town (GMB)	a												1628					

NOTES (see introductory pages for explanation of train operator codes and standard symbols)

- a Arrival time
- d Departure time
- B From Sheffield to London St Pancras Intl
- E From Leicester
- F From London St Pancras Intl
- L From Penzance to Edinburgh
- M From Plymouth to Aberdeen
- N From Reading to York

Bristol, Cardiff, Birmingham, Crewe, Stoke-on-Trent, Matlock and Derby to Nottingham

Saturdays

Operator Days of operation/Notes 1st Class/Reservations/Bus/Ferry Catering facilities	EM	XC 1◇	EM E	EM F	EM	EM B	XC 1◇	XC K 1◇	EM	XC 1◇	EM E	EM F	EM	EM B	XC 1◇	XC P 1◇	EM	XC 1◇
Bristol Temple Meads (BRI)	10 d							1335								1435		
Bristol Parkway (BPW)	7 d							1344								1444		
Cardiff Central (CDF)	7 d						1245								1345			
Newport (South Wales) (NWP)	d						1259								1359			
Chepstow (CPW)	d						1316											
Lydney (LYD)	d														1423			
Gloucester (GCR)	7 d						1349								1449			
Cheltenham Spa (CNM)	d						1359	1415							1459	1515		
Ashchurch for Tewkesbury (ASC)	d																	
Worcestershire Parkway (WOP)	d						1414								1514			
University (UNI)	d						1439								1539			
Birmingham New Street (BHM)	12 d		1409				1449	1503		1509					1549	1603		1609
Water Orton (WTO)	d																	
Wilnecote (WNE)	d						1504								1604			
Tamworth (TAM)	d		1426				1508			1526					1608	1619		1626
Burton-on-Trent (BUT)	d		1438				1520	1526		1538					1620			1638
Willington (WIL)	d						1526											
Crewe (CRE)	10 d				1410									1510				
Alsager (ASG)	d				1419									1519				
Kidsgrove (KDG)	d				1423									1523				
Longport (LPT)	d																	
Stoke-on-Trent (SOT)	d				1433									1533				
Longton (LGN)	d				1439									1539				
Blythe Bridge (BYB)	d				1446									1546				
Uttoxeter (UTT)	d				1458									1558				
Tutbury & Hatton (TUT)	d				1508									1608				
Peartree (PEA)	d																	
Matlock (MAT)	d	1413							1513									1613
Matlock Bath (MTB)	d	1415							1515									1615
Cromford (CMF)	d	1418							1518									1618
Whatstandwell (WTS)	d	1423							1523									1623
Ambergate (AMB)	d	1429							1529									1629
Belper (BLP)	d	1434							1534									1634
Duffield (DFI)	d	1438							1538									1638
Derby (DBY)	6 a	1445	1451		1521		1536	1538	1545	1551			1621		1631	1637	1645	1651
Derby (DBY)	6 d	1450	1501		1524	1533	1540		1550	1601			1624	1632	1640		1650	1701
Spondon (SPO)	d								1554									1654
Long Eaton (LGE)	d	1459			1533	1540a	1549		1601				1633	1640a	1649		1701	1710
Attenborough (ATB)	d	1508		1518					1609		1622							1708
Beeston (BEE)	d	1511		1522	1542	1546		1557	1612		1626	1642	1647		1657		1711	1718
Nottingham (NOT)	8 a	1517	1523	1532	1551	1554		1603	1626	1623	1632	1650	1654		1703		1717	1724
Newark Castle (NCT)	a			1601		1628					1701		1729					
Lincoln (LCN)	a			1631							1731							
Grimsby Town (GMB)	a										1828							

NOTES (see introductory pages for explanation of train operator codes and standard symbols)

- a Arrival time
- d Departure time
- B From Sheffield to London St Pancras Intl
- E From Leicester
- F From London St Pancras Intl
- K From Plymouth to Edinburgh
- P From Plymouth to Glasgow Central

Bristol, Cardiff, Birmingham, Crewe, Stoke-on-Trent, Matlock and Derby to Nottingham

Saturdays

Operator Days of operation/Notes 1st Class/Reservations/Bus/Ferry Catering facilities	XC H 1	EM Q	EM F	EM	EM B	XC 1	XC K 1	EM	XC	XC N 1	EM E	EM F	EM	EM B	XC 1	XC K 1	EM	XC	
Bristol Temple Meads (BRI)	10 d						1535									1635			
Bristol Parkway (BPW)	7 d						1544									1644			
Cardiff Central (CDF)	7 d					1445									1545				
Newport (South Wales) (NWP)	d					1501									1559				
Chepstow (CPW)	d					1518									1616				
Lydney (LYD)	d																		
Gloucester (GCR)	7 d					1549									1645				
Cheltenham Spa (CNM)	d					1559	1615								1655	1715			
Ashchurch for Tewkesbury (ASC)	d														1703				
Worcestershire Parkway (WOP)	d					1614									1714				
University (UNI)	d					1639									1739				
Birmingham New Street (BHM)	12 d	1630				1649	1703		1709	1728					1749	1803		1809	
Water Orton (WTO)	d																		
Wilnecote (WNE)	d					1704									1804				
Tamworth (TAM)	d					1708			1726						1808	1819		1826	
Burton-on-Trent (BUT)	d	1654				1720	1726		1738						1820			1838	
Willington (WIL)	d														1826				
Crewe (CRE)	10 d				1610								1710						
Alsager (ASG)	d				1619								1719						
Kidsgrove (KDG)	d				1623								1723						
Longport (LPT)	d																		
Stoke-on-Trent (SOT)	d				1632								1733						
Longton (LGN)	d				1638								1739						
Blythe Bridge (BYB)	d				1644								1746						
Uttoxeter (UTT)	d				1657								1758						
Tutbury & Hatton (TUT)	d				1706								1808						
Peartree (PEA)	d				1718														
Matlock (MAT)	d							1713										1813	
Matlock Bath (MTB)	d							1715										1815	
Cromford (CMF)	d							1718										1818	
Whatstandwell (WTS)	d							1723										1823	
Ambergate (AMB)	d							1729										1829	
Belper (BLP)	d							1734										1834	
Duffield (DFI)	d							1738										1838	
Derby (DBY)	6 a	1708			1720	1731	1736	1745	1751	1758			1821		1836	1839	1845	1850	
Derby (DBY)	6 d				1724	1732	1740	1750	1759				1825	1832	1840		1850	1857	
Spondon (SPO)	d							1754										1854	
Long Eaton (LGE)	d				1733	1739a	1749	1801	1808				1834	1839a	1849		1901	1906	
Attenborough (ATB)	d							1808											
Beeston (BEE)	d		1723					1808			1820								
Nottingham (NOT)	8 a		1727	1744	1748	1757	1803	1811	1817	1824	1831	1852	1846	1854	1857	1903		1909	1915
Newark Castle (NCT)	a		1734	1750	1754			1817	1824				1846	1854				1916	1922
Lincoln (LCN)	a		1803		1825								1902						
Grimsby Town (GMB)	a		1832										1931						

NOTES (see introductory pages for explanation of train operator codes and standard symbols)

- a Arrival time
- d Departure time
- B From Sheffield to London St Pancras Intl
- E From Leicester
- F From London St Pancras Intl
- H From Reading to Newcastle
- K From Plymouth to Edinburgh
- N From Reading to York
- Q From Leicester to Cleethorpes

Bristol, Cardiff, Birmingham, Crewe, Stoke-on-Trent, Matlock and Derby to Nottingham

Saturdays

Operator Days of operation/Notes 1st Class/Reservations/Bus/Ferry Catering facilities	EM E	EM F	EM	EM B	XC 1◇ 1	XC R 1◇ 1	EM	XC 1◇	XC H 1◇ 1	EM E	EM F	EM	EM B	XC 1◇ 1	XC S 1◇ 1	EM	EM E	EM F
Bristol Temple Meads (BRI)	10 d					1735									1835			
Bristol Parkway (BPW)	7 d					1744									1844			
Cardiff Central (CDF)	7 d				1645									1745				
Newport (South Wales) (NWP)	d				1701									1759				
Chepstow (CPW)	d													1817				
Lydney (LYD)	d																	
Gloucester (GCR)	7 d				1725									1845				
Cheltenham Spa (CNM)	d				1749									1855	1915			
Ashchurch for Tewkesbury (ASC)	d				1759	1815								1903				
Worcestershire Parkway (WOP)	d													1914				
University (UNI)	d				1814									1939				
Birmingham New Street (BHM)	12 d				1849	1903		1909	1927					1949	2003			
Water Orton (WTO)	d																	
Wilnecote (WNE)	d				1904									2004				
Tamworth (TAM)	d				1908			1926						2008	2020			
Burton-on-Trent (BUT)	d				1920	1926		1938						2020				
Willington (WIL)	d																	
Crewe (CRE)	10 d			1810									1910					
Alsager (ASG)	d			1819									1919					
Kidsgrove (KDG)	d			1823									1923					
Longport (LPT)	d												1929					
Stoke-on-Trent (SOT)	d			1833									1934					
Longton (LGN)	d			1839									1940					
Blythe Bridge (BYB)	d			1846									1946					
Uttoxeter (UTT)	d			1858									1959					
Tutbury & Hatton (TUT)	d			1908									2008					
Peartree (PEA)	d																	
Matlock (MAT)	d						1913										2013	
Matlock Bath (MTB)	d						1915										2015	
Cromford (CMF)	d						1918										2018	
Whatstandwell (WTS)	d						1923										2023	
Ambergate (AMB)	d						1929										2029	
Belper (BLP)	d						1934										2034	
Duffield (DFI)	d						1938										2038	
Derby (DBY)	6 a			1921	1931	1936	1945	1951	1957				2021	2032	2039	2045		
Derby (DBY)	6 d			1925	1933	1940	1948	1959					2027	2033	2040	2052		
Spondon (SPO)	d															2056		
Long Eaton (LGE)	d			1934	1940a	1949	1957						2036	2040a	2049	2103		
Attenborough (ATB)	d	1920					2006			2017							2120	
Beeston (BEE)	d	1924	1943	1947		1958	2009			2021	2042	2047		2057		2111	2124	2142
Nottingham (NOT)	8 a	1930	1950	1953		2004	2015	2020		2029	2048	2054		2103		2122	2130	2148
Newark Castle (NCT)	a	1958								2056							2205	
Lincoln (LCN)	a	2024								2126							2232	
Grimsby Town (GMB)	a																	

NOTES (see introductory pages for explanation of train operator codes and standard symbols)

- a Arrival time
- d Departure time
- B From Sheffield to London St Pancras Intl
- E From Leicester
- F From London St Pancras Intl
- H From Reading to Newcastle
- R From Plymouth to York
- S From Plymouth to Leeds

Bristol, Cardiff, Birmingham, Crewe, Stoke-on-Trent, Matlock and Derby to Nottingham

Saturdays

Operator Days of operation/Notes	EM	EM T	XC	XC S	XC	EM	EM U	EM	XC V	EM	EM E	EM F	XC W	XC	EM E	EM	EM SUM F
1st Class/Reservations/Bus/Ferry Catering facilities			1◇	1◇ ⚡	1◇				1◇ ⚡			⚡	1◇	1◇			⚡
Bristol Temple Meads (BRI)	10	d							2031								
Bristol Parkway (BPW)	7	d							2040								
Cardiff Central (CDF)	7	d		1845									2000	2048			
Newport (South Wales) (NWP)		d		1859									2013	2103			
Chepstow (CPW)		d		1916									2037				
Lydney (LYD)		d											2045				
Gloucester (GCR)	7	d		1949									2106	2149			
Cheltenham Spa (CNM)		d		1959	2013				2111				2116	2159			
Ashchurch for Tewkesbury (ASC)		d											2123				
Worcestershire Parkway (WOP)		d		2014										2214			
University (UNI)		d		2039									2200	2239			
Birmingham New Street (BHM)	12	d		2049	2103				2203				2210	2249			
Water Orton (WTO)		d															
Wilnecote (WNE)		d		2104										2304			
Tamworth (TAM)		d		2108	2119				2219				2229	2308			
Burton-on-Trent (BUT)		d		2120	2130				2230				2240	2320			
Willington (WIL)		d											2246				
Crewe (CRE)	10	d	2010						2127								
Alsager (ASG)		d	2019						2136								
Kidsgrove (KDG)		d	2023						2140								
Longport (LPT)		d	2029						2146								
Stoke-on-Trent (SOT)		d	2034						2151								
Longton (LGN)		d	2040						2157								
Blythe Bridge (BYB)		d	2046						2203								
Uttoxeter (UTT)		d	2059						2216								
Tutbury & Hatton (TUT)		d	2108						2225								
Peartree (PEA)		d															
Matlock (MAT)		d								2213							2313
Matlock Bath (MTB)		d								2215							2315
Cromford (CMF)		d								2218							2318
Whatstandwell (WTS)		d								2223							2323
Ambergate (AMB)		d								2229							2329
Belper (BLP)		d						2228		2234							2334
Duffield (DFI)		d								2238							2338
Derby (DBY)	6	a	2121	2135	2140	←	2147	2236	2238	2242	2246		2255	2331			2345
Derby (DBY)	6	d	2127	2135	2147	→	2147	2154					2259				2347
Spondon (SPO)		d					2151										
Long Eaton (LGE)		d	2136	2143a			2158	2203					2308				2356
Attenborough (ATB)		d						2213									0004
Beeston (BEE)		d	2147				2209	2216		2224	2242	2316			2358	0002	0007
Nottingham (NOT)	8	a	2155				2215	2225		2230	2248	2323			0008	0014	0018
Newark Castle (NCT)		a															
Lincoln (LCN)		a															
Grimsby Town (GMB)		a															

NOTES (see introductory pages for explanation of train operator codes and standard symbols)

- a Arrival time
- d Departure time
- E From Leicester
- F From London St Pancras Intl
- S From Plymouth to Leeds
- T From Sheffield to Leicester
- U From Sheffield
- V From Plymouth
- W Also calls at Severn Tunnel Jn 2026 and Caldicot 2028
- SUM Sunday mornings

Bristol, Cardiff, Birmingham, Crewe, Stoke-on-Trent, Matlock and Derby to Nottingham

Sundays

Operator Days of operation/Notes 1st Class/Reservations/Bus/Ferry Catering facilities	EM A	EM	EM B	EM	XC C 1◇	EM B	EM	XC C 1◇	EM D	EM	EM B	XC C 1◇	EM D	EM B	XC C 1◇	XC C 1◇	EM D	EM
	⌘		⌘		⌘	⌘		⌘	⌘		⌘	⌘	⌘	⌘	⌘	⌘	⌘	
Bristol Temple Meads (BRI)	10 d											0915					1031	
Bristol Parkway (BPW)	7 d											0924					1040	
Cardiff Central (CDF)	7 d																	
Newport (South Wales) (NWP)	d																	
Chepstow (CPW)	d																	
Lydney (LYD)	d																	
Gloucester (GCR)	7 d											1002						
Cheltenham Spa (CNM)	d											1011				1111		
Ashchurch for Tewkesbury (ASC)	d																	
Worcestershire Parkway (WOP)	d																	
University (UNI)	d																	
Birmingham New Street (BHM)	12 d				0903			1003				1103			1149	1203		
Water Orton (WTO)	d																	
Wilnecote (WNE)	d																	
Tamworth (TAM)	d				0919			1019				1119			1206	1219		
Burton-on-Trent (BUT)	d				0930			1030				1129			1218			
Willington (WIL)	d																	
Crewe (CRE)	10 d																	
Alsager (ASG)	d																	
Kidsgrove (KDG)	d																	
Longport (LPT)	d																	
Stoke-on-Trent (SOT)	d																	
Longton (LGN)	d																	
Blythe Bridge (BYB)	d																	
Uttoxeter (UTT)	d																	
Tutbury & Hatton (TUT)	d																	
Peartree (PEA)	d																	
Matlock (MAT)	d			0839							1038							1237
Matlock Bath (MTB)	d			0841							1040							1239
Cromford (CMF)	d			0844							1043							1242
Whatstandwell (WTS)	d			0849							1048							1247
Ambergate (AMB)	d			0855							1054							1253
Belper (BLP)	d			0900							1059							1258
Duffield (DFI)	d			0904							1103							1302
Derby (DBY)	6 a			0911	0940			1040			1110	1140			1229	1237		1309
Derby (DBY)	6 d	0757	0818	0855	0914		0959	1012			1112	1126			1225	1233		1312
Spondon (SPO)	d																	
Long Eaton (LGE)	d	0804a	0827	0902a	0923		1006a	1021			1121	1134a			1234a			1321
Attenborough (ATB)	d		0834		0930			1028			1128							1329
Beeston (BEE)	d		0837		0933			1031		1049	1132			1153			1251	1332
Nottingham (NOT)	8 a		0844		0941			1038		1056	1139			1159		1253	1257	1339
Newark Castle (NCT)	a																	
Lincoln (LCN)	a																	
Grimsby Town (GMB)	a																	

NOTES (see introductory pages for explanation of train operator codes and standard symbols)

- a Arrival time
- d Departure time
- A To London St Pancras Intl
- B From Sheffield to London St Pancras Intl
- C To Edinburgh
- D From London St Pancras Intl

Bristol, Cardiff, Birmingham, Crewe, Stoke-on-Trent, Matlock and Derby to Nottingham

Sundays

Operator Days of operation/Notes 1st Class/Reservations/Bus/Ferry Catering facilities	XC E 1◇ ⚡	EM B ⚡	XC F 1◇ ⚡	EM D ⚡	EM B ⚡	XC G 1◇ ⚡	EM D ⚡	EM	EM	EM B ⚡	XC H 1◇ ⚡	EM D ⚡	EM	EM	EM B ⚡
Bristol Temple Meads (BRI) 10 d			1131			1231									
Bristol Parkway (BPW) 7 d			1140			1240									
Cardiff Central (CDF) 7 d			1048			1145					1245				
Newport (South Wales) (NWP) d			1101			1159					1259				
Chepstow (CPW) d															
Lydney (LYD) d															
Gloucester (GCR) 7 d			1149			1249					1349				
Cheltenham Spa (CNM) d			1159	1211		1259	1311				1359	1411			
Ashchurch for Tewkesbury (ASC) d															
Worcestershire Parkway (WOP) d			1214			1314					1414				
University (UNI) d			1239			1339					1439				
Birmingham New Street (BHM) 12 d	1245		1249	1303		1349	1403				1449	1503			
Water Orton (WTO) d															
Wilnecote (WNE) d											1504				
Tamworth (TAM) d			1306			1406	1419				1508				
Burton-on-Trent (BUT) d			1318	1326		1418					1520	1526			
Willington (WIL) d															
Crewe (CRE) 10 d										1410					1510
Alsager (ASG) d										1419					1519
Kidsgrove (KDG) d										1423					1523
Longport (LPT) d															
Stoke-on-Trent (SOT) d											1432				1532
Longton (LGN) d											1438				1538
Blythe Bridge (BYB) d											1445				1544
Uttoxeter (UTT) d											1457				1557
Tutbury & Hatton (TUT) d											1507				1606
Peartree (PEA) d															
Matlock (MAT) d										1442					1540
Matlock Bath (MTB) d										1444					1542
Cromford (CMF) d										1447					1545
Whatstandwell (WTS) d										1452					1550
Ambergate (AMB) d										1458					1557e
Belper (BLP) d										1503					1602
Duffield (DFI) d										1508					1606
Derby (DBY) 6 a	1315		1329	1336		1429	1437			1515	1520	1531	1536	1613	1619
Derby (DBY) 6 d		1325	1333			1425	1433			1516		1528	1535		1615
Spondon (SPO) d															1628
Long Eaton (LGE) d		1334a				1433a				1525		1537a			1624
Attenborough (ATB) d										1531					1631
Beeston (BEE) d										1527	1535				1634
Nottingham (NOT) 8 a			1353	1427		1453	1534	1544			1555		1611	1623	1641
Newark Castle (NCT) a															
Lincoln (LCN) a															
Grimsby Town (GMB) a															

NOTES (see introductory pages for explanation of train operator codes and standard symbols)

- a Arrival time
- d Departure time
- e Arrives 3 minutes earlier

- B From Sheffield to London St Pancras Intl
- D From London St Pancras Intl
- E To Newcastle
- F From Plymouth to Dundee
- G From Plymouth to Glasgow Central
- H From Penzance to Edinburgh

Bristol, Cardiff, Birmingham, Crewe, Stoke-on-Trent, Matlock and Derby to Nottingham

Sundays

Operator Days of operation/Notes 1st Class/Reservations/Bus/Ferry Catering facilities	XC 1◇ ⚡	XC J 1◇ ⚡	EM D ⚡	EM	EM	EM D ⚡	EM B ⚡	XC 1◇ ⚡	XC J 1◇ ⚡	EM	EM D ⚡	EM	EM	EM D ⚡	EM B ⚡	XC 1◇ ⚡	XC J 1◇ ⚡	EM
Bristol Temple Meads (BRI)	10 d	1431							1531									1631
Bristol Parkway (BPW)	7 d	1440							1540									1640
Cardiff Central (CDF)	7 d	1345						1445										1545
Newport (South Wales) (NWP)	d	1359						1459										1559
Chepstow (CPW)	d																	
Lydney (LYD)	d																	
Gloucester (GCR)	7 d	1449						1549										1649
Cheltenham Spa (CNM)	d	1459	1511					1559	1611									1659 1711
Ashchurch for Tewkesbury (ASC)	d																	
Worcestershire Parkway (WOP)	d	1514						1614										1714
University (UNI)	d	1539						1639										1739
Birmingham New Street (BHM)	12 d	1549	1603					1649	1703									1749 1803
Water Orton (WTO)	d																	
Wilnecote (WNE)	d																	
Tamworth (TAM)	d	1606	1619					1706										1806 1819
Burton-on-Trent (BUT)	d	1618						1718	1726									1818
Willington (WIL)	d																	
Crewe (CRE)	10 d					1610								1710				
Alsager (ASG)	d					1619								1719				
Kidsgrove (KDG)	d					1623								1723				
Longport (LPT)	d																	
Stoke-on-Trent (SOT)	d					1634e								1735f				
Longton (LGN)	d					1640								1741				
Blythe Bridge (BYB)	d					1646								1747				
Uttoxeter (UTT)	d					1659								1800				
Tutbury & Hatton (TUT)	d					1708								1809				
Peartree (PEA)	d																	
Matlock (MAT)	d					1637								1742				1842
Matlock Bath (MTB)	d					1639								1744				1844
Cromford (CMF)	d					1642								1747				1847
Whatstandwell (WTS)	d					1647								1752				1852
Ambergate (AMB)	d					1653								1758				1858
Belper (BLP)	d					1658								1803				1903
Duffield (DFI)	d					1702								1807				1907
Derby (DBY)	6 a	1629	1637			1709	1722		1729	1736				1814	1822			1829 1837 1914
Derby (DBY)	6 d	1633				1711			1725	1733		1749		1816			1826	1833 1916
Spondon (SPO)	d																	
Long Eaton (LGE)	d					1720			1733a					1825			1833a	1925
Attenborough (ATB)	d					1727								1832				1932
Beeston (BEE)	d					1731								1835				1935
Nottingham (NOT)	8 a	1653		1717	1731	1738		1750		1755		1809	1815	1842		1850		1854 1942
Newark Castle (NCT)	a																	
Lincoln (LCN)	a																	
Grimsby Town (GMB)	a																	

NOTES (see introductory pages for explanation of train operator codes and standard symbols)

- a Arrival time
- d Departure time
- e Arrives 3 minutes earlier
- f Arrives 4 minutes earlier

- B From Sheffield to London St Pancras Intl
- D From London St Pancras Intl
- J From Plymouth to Edinburgh

Bristol, Cardiff, Birmingham, Crewe, Stoke-on-Trent, Matlock and Derby to Nottingham

Sundays

Operator Days of operation/Notes 1st Class/Reservations/Bus/Ferry Catering facilities	EM B	EM	EM D	XC D	XC K	XC L	EM	EM	EM D	EM B	XC D	XC K	EM B	EM	EM	EM D	XC D	XC M	
	⌚		⌚	⌚	⌚	⌚			⌚	⌚	⌚	⌚	⌚			⌚	⌚	⌚	
Bristol Temple Meads (BRI)	10 d				1731							1831						1931	
Bristol Parkway (BPW)	7 d				1740							1840						1940	
Cardiff Central (CDF)	7 d			1645							1745						1845		
Newport (South Wales) (NWP)	d			1659							1759						1859		
Chepstow (CPW)	d																		
Lydney (LYD)	d																		
Gloucester (GCR)	7 d			1749							1849						1949		
Cheltenham Spa (CNM)	d			1759	1811						1859	1911					1959	2011	
Ashchurch for Tewkesbury (ASC)	d																		
Worcestershire Parkway (WOP)	d			1814							1914						2014		
University (UNI)	d			1839							1939						2039		
Birmingham New Street (BHM)	12 d			1849	1903	1930					1949	2003					2049	2103	
Water Orton (WTO)	d																		
Wilnecote (WNE)	d			1904															
Tamworth (TAM)	d			1908							2006	2019					2106	2119	
Burton-on-Trent (BUT)	d			1920	1926						2017						2117	2130	
Willington (WIL)	d																		
Crewe (CRE)	10 d		1810						1910							2010			
Alsager (ASG)	d		1819						1919							2019			
Kidsgrove (KDG)	d		1823						1923							2023			
Longport (LPT)	d																		
Stoke-on-Trent (SOT)	d		1836c						1935f							2035f			
Longton (LGN)	d		1842						1941							2041			
Blythe Bridge (BYB)	d		1848						1947							2047			
Uttoxeter (UTT)	d		1901						2000							2100			
Tutbury & Hatton (TUT)	d		1910						2009							2109			
Peartree (PEA)	d																		
Matlock (MAT)	d							1941								2042			
Matlock Bath (MTB)	d							1943								2044			
Cromford (CMF)	d							1946								2047			
Whatstandwell (WTS)	d							1951								2052			
Ambergate (AMB)	d							1957								2058			
Belper (BLP)	d							2002								2103			
Duffield (DFI)	d							2006								2107			
Derby (DBY)	6 a		1923		1931	1936	2000	2013	2023			2029	2037		2114	2122		2129	2140
Derby (DBY)	6 d	1923			1937			2015			2025	2034		2103	2116			2134	
Spondon (SPO)	d																		
Long Eaton (LGE)	d	1931a						2024			2033a			2111a	2125				
Attenborough (ATB)	d							2031							2132				
Beeston (BEE)	d			1944				2034		2044					2135		2142		
Nottingham (NOT)	8 a			1950	1957			2041		2050		2054			2143		2148	2154	
Newark Castle (NCT)	a																		
Lincoln (LCN)	a																		
Grimsby Town (GMB)	a																		

NOTES (see introductory pages for explanation of train operator codes and standard symbols)

- a Arrival time
- d Departure time
- c Arrives 5 minutes earlier
- f Arrives 4 minutes earlier

- B From Sheffield to London St Pancras Intl
- D From London St Pancras Intl
- K From Plymouth to Leeds
- L From Reading to Newcastle
- M From Penzance to Leeds

Bristol, Cardiff, Birmingham, Crewe, Stoke-on-Trent, Matlock and Derby to Nottingham

Sundays

Operator Days of operation/Notes 1st Class/Reservations/Bus/Ferry Catering facilities	EM D	EM	EM	XC K I◇ K	EM D	EM	EM MM D
Bristol Temple Meads (BRI)	10 d			2031			
Bristol Parkway (BPW)	7 d			2040			
Cardiff Central (CDF)	7 d						
Newport (South Wales) (NWP)	d						
Chepstow (CPW)	d						
Lydney (LYD)	d						
Gloucester (GCR)	7 d						
Cheltenham Spa (CNM)	d			2111			
Ashchurch for Tewkesbury (ASC)	d						
Worcestershire Parkway (WOP)	d						
University (UNI)	d						
Birmingham New Street (BHM)	12 d			2203			
Water Orton (WTO)	d						
Wilnecote (WNE)	d						
Tamworth (TAM)	d			2219			
Burton-on-Trent (BUT)	d						
Willington (WIL)	d						
Crewe (CRE)	10 d		2122				
Alsager (ASG)	d		2131				
Kidsgrove (KDG)	d		2135				
Longport (LPT)	d						
Stoke-on-Trent (SOT)	d		2144				
Longton (LGN)	d		2150				
Blythe Bridge (BYB)	d		2156				
Uttoxeter (UTT)	d		2209				
Tutbury & Hatton (TUT)	d		2218				
Peartree (PEA)	d						
Matlock (MAT)	d	2144				2256	
Matlock Bath (MTB)	d	2146				2258	
Cromford (CMF)	d	2149				2301	
Whatstandwell (WTS)	d	2154				2306	
Ambergate (AMB)	d	2200				2312	
Belper (BLP)	d	2205				2318	
Duffield (DFI)	d	2209				2323	
Derby (DBY)	6 a	2216	2231	2237		2330	
Derby (DBY)	6 d	2219				2332	
Spondon (SPO)	d						
Long Eaton (LGE)	d	2228				2341	
Attenborough (ATB)	d	2235				2348	
Beeston (BEE)	d	2206	2238		2320	2352	0023
Nottingham (NOT)	8 a	2212	2245		2326	2359	0029
Newark Castle (NCT)	a						
Lincoln (LCN)	a						
Grimsby Town (GMB)	a						

NOTES (see introductory pages for explanation of train operator codes and standard symbols)

- a Arrival time
- d Departure time
- D From London St Pancras Intl
- K From Plymouth to Leeds
- MM Monday mornings