




















London, Croydon, Gatwick Airport and Brighton to Lewes, Seaford, Eastbourne, Hastings and Ashford

Mondays to Fridays

Operator Days of operation/Notes 1st Class/Reservations/Bus/Ferry	SN	SN	SN	SN	SN	SN	SN	SN	SN	SN	SN	SN	SN	SN	SN	SN	SN
		□		□	□	□		□			□		□	□	□	□	□
London Victoria (VIC)  d															0534		
Clapham Junction (CLJ)  d															0541		
East Croydon (ECR)  d															0553		
Gatwick Airport (GTW)  d															0619		
Three Bridges (TBD)  d															0624		
Haywards Heath (HHE)  d															0634		
Wivelsfield (WVF)  d															0638		
Plumpton (PMP) d															0645		
Cooksbridge (CBR) d															0649		
Brighton (BTN)  d				0500	0522		0541	0556	0611		0626	0636				0656	0706
London Road (Brighton) (LRB) d					0525		0544		0614			0639					0709
Moulsecomb (MCB) d					0528		0547		0617			0642					0712
Falmer (FMR) d					0532		0551	0604	0621		0632	0646				0703	0716
Lewes (LWS)  a				0512	0539		0558	0611	0628		0639	0653	0654			0710	0723
Lewes (LWS)  d				0512	0539		0601	0611	0629		0640	0700	0657		0700	0714	0730
Southease (SEE) d														0706			
Newhaven Town (NVN) d							0612		0638						0711		0740
Newhaven Harbour (NVH) d							0613		0640						0712		0741
Bishopstone (BIP) d							0617		0643						0716		0745
Seaford (SEF) a							0620		0647						0719		0748
Glynde (GLY) d								0617						0702		0719	
Berwick (BRK) d					0548			0622						0708		0725	
Polegate (PLG) d				0524	0554			0628				0652		0713		0730	
Hampden Park (HMD)  d				0529	0559							0657		0718			
Eastbourne (EBN)  a				0534	0604			0636				0701		0723		0738	
Eastbourne (EBN)  d	0453	0505	0540	0543	0609	0625		0640		0644	0711		0732		0744		0748
Hampden Park (HMD)  d		0509		0547	0613			0644					0736		0748		0752
Pevensy & Westham (PEV) d		0514		0553	0618					0654			0742				0758
Pevensy Bay (PEB) d				0558								0659					0803
Normans Bay (NSB) d					0625			0654			0659		0724		0748		0808
Cooden Beach (COB) d			0553					0658			0704		0727		0752		0811
Collington (CLL) d			0557		0628			0658			0704		0727		0752		0811
Bexhill (BEX)  d	0509	0523	0600	0605	0631	0643c		0700		0708	0730		0754		0800		0814
St Leonards Warrior Sq (SLQ)  d	0516	0530	0607	0612	0637	0651		0707		0715	0736		0801		0806		0821
Hastings (HGS)  a	0520	0533	0610	0615	0641	0654		0710		0719	0739		0804		0809		0825
Hastings (HGS)  d	0520		0611	0615		0655		0711		0719			0805		0813		0825
Ore (ORE) d	0524		0615	0619a		0658a		0714a		0723			0808a		0817a		0829
Three Oaks (TOK) d	0531		0622							0730							0835
Doleham (DLH) d										0733							
Winchelsea (WSE) d	0539		0630							0739							0843
Rye (RYE) a	0543		0634							0743							0847
Rye (RYE) d	0544		0638							0745							0848
Appledore (Kent) (APD) d	0553		0647							0754							0857
Ham Street (HMT) d	0558		0652							0759							0902
Ashford International (AFK)  a	0606		0700							0807							0910

For the complete service between London and Haywards Heath see table 175

NOTES (see introductory pages for explanation of train operator codes and standard symbols)

- a Arrival time
- d Departure time
- c Arrives 3 minutes earlier

A Also calls at Purley 0557, Redhill 0606, Earlswood (Surrey) 0609, Salfords 0612 and Horley 0616

London, Croydon, Gatwick Airport and Brighton to Lewes, Seaford, Eastbourne, Hastings and Ashford

Mondays to Fridays

Operator Days of operation/Notes 1st Class/Reservations/Bus/Ferry	SN □	SN □	SN □	SN □	SN □	SN B □	SN □	SN □	SN □	SN □	SN □	SN □	SN □	SN □	SN □	SN □	SN □
London Victoria (VIC)	10 d			0646		0716						0754					0824
Clapham Junction (CLJ)	10 d			0653		0723						0801					0831
East Croydon (ECR)	10 d			0704		0734						0810					0841
Gatwick Airport (GTW)	10 d			0720		0752						0826					0857
Three Bridges (TBD)	4 d			0724													
Haywards Heath (HHE)	3 d			0734		0804						0838					0908
Wivelsfield (WVF)	4 d					0808						0842					0912
Plumpton (PMP)	d			0744								0849					
Cooksbridge (CBR)	d			0749		0817											0921
Brighton (BTN)	10 d	0726	0736			0756		0807		0826	0836			0856	0907		
London Road (Brighton) (LRB)	d		0739			0759		0810			0839			0859	0910		
Moulsecoomb (MCB)	d		0742			0802		0813			0842			0902	0913		
Falmer (FMR)	d	0733	0746			0806		0817		0833	0846			0906	0917		
Lewes (LWS)	4 a	0741	0753	0754	←	0813	0822	0824		0841	0853	0856	←	0913	0924		0926
Lewes (LWS)	4 d	0742	0800	0757	0800	0814	0826	0830		0842	0900	0857	0900	0914	0930		0927
Southsea (SEE)	d		→		0806						→		0906				0930
Newhaven Town (NVN)	d				0811			0840					0911				0940
Newhaven Harbour (NVH)	d				0813			0841					0913				0941
Bishopstone (BIP)	d				0816			0845					0916				0945
Seaford (SEF)	a				0820			0848					0920				0948
Glynde (GLY)	d					0819								0919			
Berwick (BRK)	d	0751				0825								0925			
Polegate (PLG)	d	0756		0809		0830	0838			0854		0909		0930			0939
Hampden Park (HMD)	4 d	0801				0835	0843			0900				0935			0948
Eastbourne (EBN)	4 a	0806		0817		0840	0848			0904		0919		0940			0953
Eastbourne (EBN)	4 d	0812		0823				0850	0908		0925					0950	
Hampden Park (HMD)	4 d			0827				0854			0929					0954	
Pevensy & Westham (PEV)	d	0820		0832				0900	0916		0934					1000	
Pevensy Bay (PEB)	d	0822							0918								
Normans Bay (NSB)	d								0922								
Cooden Beach (COB)	d	0828		0839				0907			0940					1007	
Collington (CLL)	d	0831		0843				0910			0944					1010	
Bexhill (BEX)	4 d	0834		0845				0913	0929		0946					1013	
St Leonards Warrior Sq (SLQ)	4 d	0840		0852				0921	0935		0953					1021	
Hastings (HGS)	4 a	0843		0855				0924	0938		0956					1024	
Hastings (HGS)	4 d			0855				0925	0939		0957					1025	
Ore (ORE)	d			0859a				0928	0942a		1000a					1028	
Three Oaks (TOK)	d							0935								1035	
Doleham (DLH)	d																
Winchelsea (WSE)	d							0943								1043	
Rye (RYE)	a							0947								1047	
Rye (RYE)	d							0948								1048	
Appledore (Kent) (APD)	d							0957								1057	
Ham Street (HMT)	d							1002								1102	
Ashford International (AFK)	6 a							1010								1110	

NOTES (see introductory pages for explanation of train operator codes and standard symbols)

a Arrival time

d Departure time

B Change at Hampden Park for stations beyond Eastbourne

London, Croydon, Gatwick Airport and Brighton to Lewes, Seaford, Eastbourne, Hastings and Ashford

Mondays to Fridays

Operator Days of operation/Notes 1st Class/Reservations/Bus/Ferry	SN □	SN □	SN □	SN □	SN □	SN □	SN □	SN B □	SN □	SN □	SN □	SN □	SN □	SN □	SN □	SN □	SN B □
London Victoria (VIC) 10 d			0854					0924				0954					1024
Clapham Junction (CLJ) 10 d			0901					0931				1001					1031
East Croydon (ECR) 10 d			0910					0940				1010					1041
Gatwick Airport (GTW) 10 d			0926					0956				1026					1057
Three Bridges (TBD) 4 d																	
Haywards Heath (HHE) 3 d			0938					1008				1038					1108
Wivelsfield (WVF) 4 d			0942					1012				1042					1112
Plumpton (PMP) d			0949									1049					
Cooksbridge (CBR) d								1021									1121
Brighton (BTN) 10 d	0926	0936			0956	1006				1026	1036			1056	1106		
London Road (Brighton) (LRB) d		0939			0959	1009					1039			1059	1109		
Moulsecomb (MCB) d		0942			1002	1012					1042			1102	1112		
Falmer (FMR) d	0933	0946			1006	1016				1033	1046			1106	1116		
Lewes (LWS) 4 a	0940	0953	0956	←	1013	1023		1026	←	1040	1053	1056	←	1113	1123		1126
Lewes (LWS) 4 d	0942	1000	0957	1000	1014	1030		1027	1030	1042	1100	1057	1100	1114	1130		1127
Southease (SEE) d		→		1006		→					→		1106				
Newhaven Town (NVN) d				1011					1040				1111				
Newhaven Harbour (NVH) d									1041								
Bishopstone (BIP) d				1016					1045				1116				
Seaford (SEF) a				1019					1048				1119				
Glynde (GLY) d					1019									1119			
Berwick (BRK) d					1025									1125			
Polegate (PLG) d	0954		1009		1030			1039		1054		1109		1130			1139
Hampden Park (HMD) 4 d	1000				1035			1047		1100		1109		1135			1147
Eastbourne (EBN) 4 a	1004		1017		1040			1053		1104		1117		1140			1151
Eastbourne (EBN) 4 d	1011		1023				1050			1111		1123				1150	
Hampden Park (HMD) 4 d			1027				1054					1127				1154	
Pevensy & Westham (PEV) d			1032				1100					1132				1200	
Pevensy Bay (PEB) d																	
Normans Bay (NSB) d			1037									1137					
Cooden Beach (COB) d			1042				1107					1142				1207	
Collington (CLL) d			1046				1110					1146				1210	
Bexhill (BEX) 4 d	1026		1048				1113			1126		1148				1213	
St Leonards Warrior Sq (SLQ) 4 d	1033		1055				1121			1133		1155				1221	
Hastings (HGS) 4 a	1036		1058				1124			1136		1158				1224	
Hastings (HGS) 4 d	1036		1059				1125			1136		1159				1225	
Ore (ORE) d	1040a		1102a				1128			1140a		1202a				1228	
Three Oaks (TOK) d							1135									1235	
Doleham (DLH) d																	
Winchelsea (WSE) d							1143									1243	
Rye (RYE) a							1147									1247	
Rye (RYE) d							1148									1248	
Appledore (Kent) (APD) d							1157									1257	
Ham Street (HMT) d							1202									1302	
Ashford International (AFK) 6 a							1210									1310	

NOTES (see introductory pages for explanation of train operator codes and standard symbols)

a Arrival time
d Departure time

B Change at Hampden Park for stations beyond Eastbourne

London, Croydon, Gatwick Airport and Brighton to Lewes, Seaford, Eastbourne, Hastings and Ashford

Mondays to Fridays

Operator Days of operation/Notes 1st Class/Reservations/Bus/Ferry	SN	SN	SN	SN	SN	SN	SN	SN	SN	SN	SN	SN	SN	SN	SN	SN	SN
		□		□		□			SN B □		□		□		□		□
London Victoria (VIC) 10 d				1054					1124				1154				
Clapham Junction (CLJ) 10 d				1101					1131				1201				
East Croydon (ECR) d				1110					1141				1210				
Gatwick Airport (GTW) 10 d				1126					1157				1226				
Three Bridges (TBD) 4 d																	
Haywards Heath (HHE) 3 d				1138					1208				1238				
Wivelsfield (WVF) 4 d				1142					1212				1242				
Plumpton (PMP) d				1149									1249				
Cooksbridge (CBR) d									1221								
Brighton (BTN) 10 d		1126	1136			1156	1206				1226	1236			1256	1306	
London Road (Brighton) (LRB) d			1139			1159	1209					1239			1259	1309	
Moulsecomb (MCB) d			1142			1202	1212					1242			1302	1312	
Falmer (FMR) d		1133	1146			1206	1216				1233	1246			1306	1316	
Lewes (LWS) 4 a	←	1140	1153	1156	←	1213	1223		1226	←	1240	1253	1256	←	1313	1323	
Lewes (LWS) 4 d	1130	1142	1200	1157	1200	1214	1230		1227	1230	1242	1300	1257	1300	1314	1330	
Southsea (SEE) d			←		1206		←					←		1306		←	
Newhaven Town (NVN) d	1140				1211					1240				1311			
Newhaven Harbour (NVH) d	1141									1241a							
Bishopstone (BIP) d	1145				1216									1316			
Seaford (SEF) a	1148				1219									1319			
Glynde (GLY) d						1219									1319		
Berwick (BRK) d						1225									1325		
Polegate (PLG) d		1154		1209		1230			1239		1254		1309		1330		
Hampden Park (HMD) 4 d		1200				1235			1247		1300				1335		
Eastbourne (EBN) 4 a		1204		1217		1240			1251		1304		1317		1340		
Eastbourne (EBN) 4 d		1211		1223				1250			1311		1323				1350
Hampden Park (HMD) 4 d				1227				1254					1327				1354
Pevensey & Westham (PEV) d				1232				1300					1332				1400
Pevensey Bay (PEB) d																	
Normans Bay (NSB) d				1237									1337				
Cooden Beach (COB) d				1242				1307					1342				1407
Collington (CLL) d				1246				1310					1346				1410
Bexhill (BEX) 4 d		1226		1248				1313			1326		1348				1413
St Leonards Warrior Sq (SLQ) 4 d		1233		1255				1321			1333		1355				1421
Hastings (HGS) 4 a		1236		1258				1324			1336		1358				1424
Hastings (HGS) 4 d		1236		1259				1325			1336		1359				1425
Ore (ORE) d		1240a		1302a				1328			1340a		1402a				1428
Three Oaks (TOK) d								1335									1435
Doleham (DLH) d																	
Winchelsea (WSE) d								1343									1443
Rye (RYE) a								1347									1447
Rye (RYE) d								1348									1448
Appledore (Kent) (APD) d								1357									1457
Ham Street (HMT) d								1402									1502
Ashford International (AFK) 6 a								1410									1510

NOTES (see introductory pages for explanation of train operator codes and standard symbols)

- a Arrival time
- d Departure time
- B Change at Hampden Park for stations beyond Eastbourne

London, Croydon, Gatwick Airport and Brighton to Lewes, Seaford, Eastbourne, Hastings and Ashford

Mondays to Fridays

Operator Days of operation/Notes 1st Class/Reservations/Bus/Ferry	SN B □	SN □	SN □	SN □	SN □	SN □	SN □	SN □	SN □	SN B □	SN □	SN □	SN □	SN □	SN □	SN □	SN □
London Victoria (VIC) 10 d	1224				1254					1324					1354		
Clapham Junction (CLJ) 10 d	1231				1301					1331					1401		
East Croydon (ECR) 10 d	1240				1310					1340					1410		
Gatwick Airport (GTW) 10 d	1257				1326					1357					1426		
Three Bridges (TBD) 4 d																	
Haywards Heath (HHE) 3 d	1308				1338					1408					1438		
Wivelsfield (WVF) 4 d	1312				1342					1412					1442		
Plumpton (PMP) d					1349										1449		
Cooksbridge (CBR) d	1321									1421							
Brighton (BTN) 10 d			1326	1336			1356	1406				1426	1436			1456	1506
London Road (Brighton) (LRB) d				1339			1359	1409					1439			1459	1509
Moulsecomb (MCB) d				1342			1402	1412					1442			1502	1512
Falmer (FMR) d			1333	1346			1406	1416				1433	1446			1506	1516
Lewes (LWS) 4 a	1326	←	1340	1353	1356	←	1413	1423		1426	←	1440	1453	1456	←	1513	1523
Lewes (LWS) 4 d	1327	1330	1342	1400	1357	1400	1414	1430		1427	1430	1442	1500	1457	1500	1514	1530
Southsea (SEE) d				→		1406		→					→		1506		→
Newhaven Town (NVN) d		1340				1411					1440				1511		
Newhaven Harbour (NVH) d		1341									1441						
Bishopstone (BIP) d		1345				1416					1445				1516		
Seaford (SEF) a		1348				1419					1448				1519		
Glynde (GLY) d							1419									1519	
Berwick (BRK) d							1425									1525	
Polegate (PLG) d	1340		1354		1409		1430			1440		1454		1509		1530	
Hampden Park (HMD) 4 d	1347		1400				1435			1447		1500			1535		
Eastbourne (EBN) 4 a	1351		1404		1417		1440			1451		1504		1517		1540	
Eastbourne (EBN) 4 d			1411		1423				1450			1511		1523			
Hampden Park (HMD) 4 d					1427				1454			1515		1527			
Pevensey & Westham (PEV) d					1432				1500					1532			
Pevensey Bay (PEB) d														1535			
Normans Bay (NSB) d					1437									1539			
Cooden Beach (COB) d					1442				1507					1543			
Collington (CLL) d					1446				1510					1547			
Bexhill (BEX) 4 d			1426		1448				1513			1527		1551			
St Leonards Warrior Sq (SLQ) 4 d			1433		1455				1521			1533		1557			
Hastings (HGS) 4 a			1436		1458				1524			1536		1600			
Hastings (HGS) 4 d			1436		1459				1525			1537		1601			
Ore (ORE) d			1440a		1502a				1528			1540a		1604a			
Three Oaks (TOK) d									1535								
Doleham (DLH) d																	
Winchelsea (WSE) d									1543								
Rye (RYE) a									1547								
Rye (RYE) d									1548								
Appledore (Kent) (APD) d									1557								
Ham Street (HMT) d									1602								
Ashford International (AFK) 6 a									1610								

NOTES (see introductory pages for explanation of train operator codes and standard symbols)

a Arrival time
d Departure time

B Change at Hampden Park for stations beyond Eastbourne

London, Croydon, Gatwick Airport and Brighton to Lewes, Seaford, Eastbourne, Hastings and Ashford

Mondays to Fridays

Operator Days of operation/Notes 1st Class/Reservations/Bus/Ferry	SN	SN B □	SN	SN □	SN	SN	SN □	SN	SN	SN B □	SN	SN	SN	SN	SN	SN	SN
London Victoria (VIC) 10 d		1424				1454				1524					1554		
Clapham Junction (CLJ) 10 d		1431				1501				1531					1601		
East Croydon (ECR) 10 d		1440				1510				1540					1610		
Gatwick Airport (GTW) 10 d		1456				1526				1556					1626		
Three Bridges (TBD) 4 d																	
Haywards Heath (HHE) 3 d		1508				1538				1608					1638		
Wivelsfield (WVF) 4 d		1512				1542				1612					1642		
Plumpton (PMP) d						1549									1649		
Cooksbridge (CBR) d		1521								1621							
Brighton (BTN) 10 d				1526	1536			1556	1606				1626	1636			1656
London Road (Brighton) (LRB) d					1539			1559	1609					1639			1659
Moulsecomb (MCB) d					1542			1602	1612					1642			1702
Falmer (FMR) d				1533	1546			1606	1616				1633	1646			1706
Lewes (LWS) 4 a		1526	←	1540	1553	1556	←	1613	1623		1626	←	1640	1653	1656	←	1713
Lewes (LWS) 4 d		1527	1530	1542	1600	1557	1600	1614	1630		1627	1630	1642	1700	1657	1700	1714
Southease (SEE) d					1606				1630						1706		
Newhaven Town (NVN) d			1540					1611				1640			1711		
Newhaven Harbour (NVH) d			1541					1613				1641			1713		
Bishopstone (BIP) d			1545					1616				1645			1716		
Seaford (SEF) a			1548					1620				1648			1720		
Glynde (GLY) d				1547				1619									1719
Berwick (BRK) d				1553				1625									1725
Polegate (PLG) d		1539		1558		1609		1630			1639		1654		1709		1730
Hampden Park (HMD) 4 d		1547		1603				1635			1647		1700				1735
Eastbourne (EBN) 4 a		1551		1607		1617		1640			1651		1704		1719		1740
Eastbourne (EBN) 4 d	1550			1611		1623				1650			1708		1725		
Hampden Park (HMD) 4 d	1554			1615		1627				1654					1729		
Pevensey & Westham (PEV) d	1600					1632				1700					1734		
Pevensey Bay (PEB) d						1635									1737		
Normans Bay (NSB) d						1639									1741		
Cooden Beach (COB) d	1607					1643				1707			1721		1745		
Collington (CLL) d	1611					1647				1710			1724		1749		
Bexhill (BEX) 4 d	1614			1627		1650				1713			1727		1751		
St Leonards Warrior Sq (SLQ) 4 d	1621			1633		1656				1720			1733		1758		
Hastings (HGS) 4 a	1624			1636		1659				1724			1736		1801		
Hastings (HGS) 4 d	1625			1637		1700				1724			1737		1802		
Ore (ORE) d	1628			1640a		1703a				1728			1740a		1805a		
Three Oaks (TOK) d	1635									1734							
Doleham (DLH) d										1737							
Winchelsea (WSE) d	1643									1743							
Rye (RYE) a	1647									1747							
Rye (RYE) d	1648									1748							
Appledore (Kent) (APD) d	1657									1757							
Ham Street (HMT) d	1702									1802							
Ashford International (AFK) 6 a	1710									1810							

NOTES (see introductory pages for explanation of train operator codes and standard symbols)

a Arrival time

d Departure time

B Change at Hampden Park for stations beyond Eastbourne

London, Croydon, Gatwick Airport and Brighton to Lewes, Seaford, Eastbourne, Hastings and Ashford

Mondays to Fridays

Operator Days of operation/Notes 1st Class/Reservations/Bus/Ferry	SN	SN	SN B □	SN	SN □	SN	SN □	SN	SN □	SN	SN □	SN	SN B □	SN	SN □	SN	SN □
London Victoria (VIC) 10 d			1624				1654						1724				1754
Clapham Junction (CLJ) 10 d			1631				1701						1731				1801
East Croydon (ECR) 10 d			1640				1710						1740				1810
Gatwick Airport (GTW) 10 d			1656				1726						1756				1826
Three Bridges (TBD) 4 d																	
Haywards Heath (HHE) 3 d			1707				1737						1807				1837
Wivelsfield (WVF) 4 d			1712				1742						1812				1842
Plumpton (PMP) d			1719				1749										1849
Cooksbridge (CBR) d			1723										1821				
Brighton (BTN) 10 d	1706				1726	1736			1756	1806					1826	1837	
London Road (Brighton) (LRB) d	1709					1739			1759	1809						1840	
Moulsecomb (MCB) d	1712					1742			1802	1812						1843	
Falmer (FMR) d	1716				1733	1746			1806	1816					1833	1847	
Lewes (LWS) 4 a	1723		1728	←	1740	1753	1756	←	1813	1823			1826	←	1840	1854	1856
Lewes (LWS) 4 d	1732		1729	1732	1742	1800	1757	1800	1814	1830			1827	1830	1842	1900	1857
Southsea (SEE) d	←					←		1806		←							1906
Newhaven Town (NVN) d				1742				1811					1840				1911
Newhaven Harbour (NVH) d				1743				1813					1841				1913
Bishopstone (BIP) d				1747				1816					1845				1916
Seaford (SEF) a				1750				1820					1848				1920
Glynde (GLY) d									1819				1832				
Berwick (BRK) d									1825				1838				
Polegate (PLG) d			1741		1754		1809		1830				1843		1854		1909
Hampden Park (HMD) 4 d			1747		1800		1816		1835				1848		1901		1914
Eastbourne (EBN) 4 a			1752		1804		1820		1840				1854		1906		1919
Eastbourne (EBN) 4 d		1750			1808		1825					1851			1911		1925
Hampden Park (HMD) 4 d		1754					1829					1855			1915		1929
Pevensey & Westham (PEV) d		1800					1835					1901					1934
Pevensey Bay (PEB) d																	
Normans Bay (NSB) d							1840										1939
Cooden Beach (COB) d		1807			1821		1845					1908					1944
Collington (CLL) d		1811			1824		1848					1911					1947
Bexhill (BEX) 4 d		1814			1827		1851					1914			1927		1951
St Leonards Warrior Sq (SLQ) 4 d		1821			1833		1857					1921			1933		1957
Hastings (HGS) 4 a		1824			1836		1900					1925			1936		2000
Hastings (HGS) 4 d		1825			1837		1901					1925			1937		2001
Ore (ORE) d		1828			1840a		1904a					1929			1941a		2004a
Three Oaks (TOK) d		1835										1935					
Doleham (DLH) d																	
Winchelsea (WSE) d		1843										1943					
Rye (RYE) a		1847										1947					
Rye (RYE) d		1848										1948					
Appledore (Kent) (APD) d		1857										1957					
Ham Street (HMT) d		1902										2002					
Ashford International (AFK) 6 a		1910										2010					

NOTES (see introductory pages for explanation of train operator codes and standard symbols)

- a Arrival time
- d Departure time

B Change at Hampden Park for stations beyond Eastbourne

London, Croydon, Gatwick Airport and Brighton to Lewes, Seaford, Eastbourne, Hastings and Ashford

Mondays to Fridays

Operator Days of operation/Notes 1st Class/Reservations/Bus/Ferry	SN □	SN	SN	SN B □	SN □	SN □	SN □	SN □	SN □	SN □	SN □	SN □	SN B □	SN □	SN □	SN □	SN □
London Victoria (VIC) 10 d				1824				1854					1924				1954
Clapham Junction (CLJ) 10 d				1831				1901					1931				2001
East Croydon (ECR) 10 d				1840				1910					1940				2010
Gatwick Airport (GTW) 10 d				1856				1926					1956				2026
Three Bridges (TBD) 4 d																	
Haywards Heath (HHE) 3 d				1907				1937					2007				2038
Wivelsfield (WVF) 4 d				1912				1942					2012				2042
Plumpton (PMP) d								1949									2049
Cooksbridge (CBR) d				1921									2021				
Brighton (BTN) 10 d	1856	1906				1926	1936			1956	2006				2026	2036	
London Road (Brighton) (LRB) d	1859	1909					1939			1959	2009					2039	
Moulsecomb (MCB) d	1902	1912					1942			2002	2012					2042	
Falmer (FMR) d	1906	1916				1933	1946			2006	2016				2033	2046	
Lewes (LWS) 4 a	1913	1923		1926	←	1940	1953	1956	←	2013	2023		2026	←	2040	2053	2056
Lewes (LWS) 4 d	1914	1930		1927	1930	1942	2000	1957	2000	2014	2030		2027	2030	2042	2100	2057
Southease (SEE) d									2006								
Newhaven Town (NVN) d					1940				2011						2040		
Newhaven Harbour (NVH) d					1941										2041		
Bishopstone (BIP) d					1945				2015						2045		
Seaford (SEF) a					1948				2019						2048		
Glynde (GLY) d	1919			1932						2019							
Berwick (BRK) d	1925			1938						2025			2036				
Polegate (PLG) d	1930			1943		1954		2010		2030			2041		2054		2109
Hampden Park (HMD) 4 d	1935			1948		2000		2015		2035			2046		2100		
Eastbourne (EBN) 4 a	1940			1953		2004		2019		2040			2053		2104		2117
Eastbourne (EBN) 4 d			1950			2011		2025				2050			2111		2123
Hampden Park (HMD) 4 d			1954			2015		2029				2054					2127
Pevensey & Westham (PEV) d			2000					2034				2100					2132
Pevensey Bay (PEB) d																	
Normans Bay (NSB) d								2039									2137
Cooden Beach (COB) d			2007					2044				2107					2142
Collington (CLL) d			2011					2047				2110					2146
Bexhill (BEX) 4 d			2014			2027		2050				2113			2126		2148
St Leonards Warrior Sq (SLQ) 4 d			2021			2033		2056				2121			2132		2155
Hastings (HGS) 4 a			2024			2036		2059				2124			2135		2158
Hastings (HGS) 4 d			2025			2037		2100				2125			2136		2159
Ore (ORE) d			2028			2040a		2103a				2128			2139a		2202a
Three Oaks (TOK) d			2035									2135					
Doleham (DLH) d																	
Winchelsea (WSE) d			2043									2143					
Rye (RYE) a			2047									2147					
Rye (RYE) d			2048									2148					
Appledore (Kent) (APD) d			2057									2157					
Ham Street (HMT) d			2102									2202					
Ashford International (AFK) 6 a			2110									2210					

NOTES (see introductory pages for explanation of train operator codes and standard symbols)

a Arrival time

d Departure time

B Change at Hampden Park for stations beyond Eastbourne

London, Croydon, Gatwick Airport and Brighton to Lewes, Seaford, Eastbourne, Hastings and Ashford

Monday to Fridays

Operator Days of operation/Notes 1st Class/Reservations/Bus/Ferry	SN	SN	SN	SN	SN	SN	SN	SN	SN	SN	SN	SN	SN	SN	SN	SN	SN
		□		B □				□		□		□		□		□	□
London Victoria (VIC) 10 d				2024					2054					2124			2154
Clapham Junction (CLJ) 10 d				2031					2101					2131			2201
East Croydon (ECR) 10 d				2041					2110					2140			2210
Gatwick Airport (GTW) 10 d				2057					2126					2156			2226
Three Bridges (TBD) 4 d																	
Haywards Heath (HHE) 3 d				2108					2138					2208			2238
Wivelsfield (WVF) 4 d				2112					2142					2212			2242
Plumpton (PMP) d									2149								2249
Cooksbridge (CBR) d				2121										2221			
Brighton (BTN) 10 d		2056	2106				2126	2136			2156	2206			2226	2236	
London Road (Brighton) (LRB) d		2059	2109					2139			2159	2209				2239	
Moulsecomb (MCB) d		2102	2112					2142			2202	2212				2242	
Falmer (FMR) d		2106	2116				2133	2146			2206	2216			2232	2246	
Lewes (LWS) 4 a	←	2113	2123	2126		←	2140	2153	2156	←	2213	2223	2226	←	2239	2253	2256
Lewes (LWS) 4 d	2100	2114	2130	2127		2130	2142	2200	2157	2200	2214	2230	2227	2230	2240	2300	2257
Southsea (SEE) d	2106		←					←		2206		←				←	
Newhaven Town (NVN) d	2111					2140				2211				2240			
Newhaven Harbour (NVH) d						2141a								2241			
Bishopstone (BIP) d	2116									2216				2245			
Seaford (SEF) a	2119									2219				2248			
Glynde (GLY) d		2119									2219						
Berwick (BRK) d		2125		2136							2225						
Polegate (PLG) d		2130		2141			2154		2209		2230		2239		2252		2309
Hampden Park (HMD) 4 d		2135		2146			2200				2237		2247		2257		
Eastbourne (EBN) 4 a		2140		2150			2204		2217		2241		2252		2303		2317
Eastbourne (EBN) 4 d					2150		2210		2227								2323
Hampden Park (HMD) 4 d					2154				2231								2327
Pevensy & Westham (PEV) d					2200				2237								2332
Pevensy Bay (PEB) d																	
Normans Bay (NSB) d																	2337
Cooden Beach (COB) d					2207				2244								2342
Collington (CLL) d					2210				2247								2345
Bexhill (BEX) 4 d					2213		2225		2250								2348
St Leonards Warrior Sq (SLQ) 4 d					2220		2231		2256								2354
Hastings (HGS) 4 a					2224		2234		2259								2357
Hastings (HGS) 4 d					2224				2300								
Ore (ORE) d					2228				2303a								
Three Oaks (TOK) d					2234												
Doleham (DLH) d					2237												
Winchelsea (WSE) d					2243												
Rye (RYE) a					2247												
Rye (RYE) d					2248												
Appledore (Kent) (APD) d					2257												
Ham Street (HMT) d					2302												
Ashford International (AFK) 6 a					2310												

NOTES (see introductory pages for explanation of train operator codes and standard symbols)

a Arrival time
d Departure time

B Change at Hampden Park for stations beyond Eastbourne

London, Croydon, Gatwick Airport and Brighton to Lewes, Seaford, Eastbourne, Hastings and Ashford

Mondays to Fridays

Operator Days of operation/Notes 1st Class/Reservations/Bus/Ferry	SN	SN	SN	SN	SN	SN	SN	SN	SN	TSM
			□		□	□				□
London Victoria (VIC)	10 d			2216				2246		0002
Clapham Junction (CLJ)	10 d			2223				2253		0009
East Croydon (ECR)	10 d			2234				2304		0024
Gatwick Airport (GTW)	10 d			2252				2321		0044
Three Bridges (TBD)	4 d									0049
Haywards Heath (HHE)	3 d			2309				2335		0108
Wivelsfield (WVF)	4 d			2313				2339		
Plumpton (PMP)	d							2346		
Cooksbridge (CBR)	d			2322				2350		
Brighton (BTN)	10 d			2306				2332		2341
London Road (Brighton) (LRB)	d			2309						2344
Moulsecoomb (MCB)	d			2312						2347
Falmer (FMR)	d			2316				2339		2351
Lewes (LWS)	4 a	←	2323	2327	←	2346	2355	2358	0123	
Lewes (LWS)	4 d	2300	2332	2327	2332	2347	2356	2359	0123	
Southease (SEE)	d	2306	→							0005
Newhaven Town (NVN)	d	2311			2342					0010
Newhaven Harbour (NVH)	d				2343					
Bishopstone (BIP)	d	2316			2347					0014
Seaford (SEF)	a	2319			2350					0018
Glynde (GLY)	d					2352				
Berwick (BRK)	d					2358	0005			
Polegate (PLG)	d			2340		0003	0010			0135s
Hampden Park (HMD)	4 d			2344		0008	0014			
Eastbourne (EBN)	4 a			2349		0012	0019			0144
Eastbourne (EBN)	4 d						0025			
Hampden Park (HMD)	4 d									
Pevensey & Westham (PEV)	d						0032			
Pevensey Bay (PEB)	d									
Normans Bay (NSB)	d									
Cooden Beach (COB)	d						0039			
Collington (CLL)	d						0042			
Bexhill (BEX)	4 d						0045			
St Leonards Warrior Sq (SLQ)	4 d						0051			
Hastings (HGS)	4 a						0054			
Hastings (HGS)	4 d									
Ore (ORE)	d									
Three Oaks (TOK)	d									
Doleham (DLH)	d									
Winchelsea (WSE)	d									
Rye (RYE)	a									
Rye (RYE)	d									
Appledore (Kent) (APD)	d									
Ham Street (HMT)	d									
Ashford International (AFK)	6 a									

NOTES (see introductory pages for explanation of train operator codes and standard symbols)

- a Arrival time
- d Departure time
- s Stops to set down only

TSM Tuesday to Saturday mornings

London, Croydon, Gatwick Airport and Brighton to Lewes, Seaford, Eastbourne, Hastings and Ashford

Saturdays

Operator Days of operation/Notes 1st Class/Reservations/Bus/Ferry	SN	SN A	SN A	SN A	SN A	SN A	SN A	SN A	SN A	SN A	SN A	SN A	SN A	SN A	SN A	SN A	SN A	
London Victoria (VIC) 10 d													0535					
Clapham Junction (CLJ) 10 d													0542					
East Croydon (ECR) d													0552					
Gatwick Airport (GTW) 10 d													0618					
Three Bridges (TBD) 4 d													0623					
Haywards Heath (HHE) 3 d													0633					
Wivelsfield (WVF) 4 d													0637					
Plumpton (PMP) d													0644					
Cooksbridge (CBR) d													0648					
Brighton (BTN) 10 d			0510					0542	0611		0626		0641	0656	0711		0726	0736
London Road (Brighton) (LRB) d							0545	0614					0644	0659	0714			0739
Moulsecoomb (MCB) d							0548	0617					0647	0702	0717			0742
Falmer (FMR) d							0552	0621		0633			0651	0706	0721		0733	0746
Lewes (LWS) 4 a			0522				0559	0628		0640	0653	0658	0713	0728		0740	0753	
Lewes (LWS) 4 d			0524				0600	0630		0642	0654	0700	0714	0730		0742	0800	
Southeast (SEE) d												0706						
Newhaven Town (NVN) d							0610	0640				0711		0740				
Newhaven Harbour (NVH) d							0611	0641						0741				
Bishopstone (BIP) d							0615	0645				0716		0745				
Seaford (SEF) a							0618	0648				0719		0748				
Glyde (GLY) d												0659		0719				
Berwick (BRK) d												0705		0725				
Polegate (PLG) d			0536								0655	0710		0730			0754	
Hampden Park (HMD) 4 d			0541								0659	0716		0736			0800	
Eastbourne (EBN) 4 a			0545								0704	0720		0740			0804	
Eastbourne (EBN) 4 d		0530		0546	0550	0623			0650	0708		0726				0750	0808	
Hampden Park (HMD) 4 d				0550	0554	0627			0654			0730				0754		
Pevensey & Westham (PEV) d				0555	0600	0632			0700			0735				0800		
Pevensey Bay (PEB) d												0740						
Normans Bay (NSB) d												0744						
Cooden Beach (COB) d					0607	0639			0707	0721		0748				0807	0821	
Collington (CLL) d					0610				0710	0724		0748				0810	0824	
Bexhill (BEX) 4 d		0544		0607c	0613	0644			0713	0727		0751				0813	0827	
St Leonards Warrior Sq (SLQ) 4 d		0551		0614	0621	0651			0721	0733		0757				0821	0833	
Hastings (HGS) 4 a		0554		0617	0624	0654			0724	0736		0800				0824	0836	
Hastings (HGS) 4 d	0520	0554		0617	0625	0654			0725	0737		0801				0825	0837	
Ore (ORE) d	0524	0558a		0621a	0628	0658a			0728	0740a		0804a				0828	0840a	
Three Oaks (TOK) d	0530				0635				0735							0835		
Doleham (DLH) d	0533																	
Winchelsea (WSE) d	0539				0643				0743							0843		
Rye (RYE) a	0543				0647				0747							0847		
Rye (RYE) d	0544				0648				0748							0848		
Appledore (Kent) (APD) d	0553				0657				0757							0857		
Ham Street (HMT) d	0558				0702				0802							0902		
Ashford International (AFK) 6 a	0606				0710				0810							0910		

NOTES (see introductory pages for explanation of train operator codes and standard symbols)

- a Arrival time
- d Departure time
- c Arrives 4 minutes earlier

- A Change at Hampden Park for stations beyond Eastbourne
- B Also calls at Purley 0556, Redhill 0605, Earlswood (Surrey) 0608, Salfords 0611 and Horley 0615

London, Croydon, Gatwick Airport and Brighton to Lewes, Seaford, Eastbourne, Hastings and Ashford

Saturdays

Operator Days of operation/Notes 1st Class/Reservations/Bus/Ferry	SN □	SN □	SN □	SN □	SN □	SN A □	SN □	SN □	SN □	SN □	SN □	SN □	SN □	SN □	SN A □	SN □	SN □	
London Victoria (VIC) 10 d	0654					0724									0754			0824
Clapham Junction (CLJ) 10 d	0701					0731									0801			0831
East Croydon (ECR) 10 d	0710					0740									0810			0840
Gatwick Airport (GTW) 10 d	0726					0756									0826			0856
Three Bridges (TBD) 4 d																		
Haywards Heath (HHE) 3 d	0738					0808									0838			0908
Wivelsfield (WVF) 4 d	0742					0812									0842			0912
Plumpton (PMP) d	0749														0849			
Cooksbridge (CBR) d						0821												0921
Brighton (BTN) 10 d			0756	0806					0826	0836				0856	0906			0926
London Road (Brighton) (LRB) d			0759	0809						0839				0859	0909			
Moulsecomb (MCB) d			0802	0812						0842				0902	0912			
Falmer (FMR) d			0806	0816					0833	0846				0906	0916			0933
Lewes (LWS) 4 a	0756	←	0813	0823		0826	←	0840	0853	0856	←	0913	0923		0926	←	0940	
Lewes (LWS) 4 d	0757	0800	0814	0830		0827	0830	0842	0900	0857	0900	0914	0930		0927	0930	0942	
Southsea (SEE) d		0806		←					←									
Newhaven Town (NVN) d		0811					0840				0906						0940	
Newhaven Harbour (NVH) d							0841				0911						0941	
Bishopstone (BIP) d		0816					0845				0916						0945	
Seaford (SEF) a		0819					0848				0919						0948	
Glynde (GLY) d			0819									0919						
Berwick (BRK) d			0825									0925						
Polegate (PLG) d	0809		0830			0839		0854		0909		0930			0939		0954	
Hampden Park (HMD) 4 d	0815		0835			0844		0900				0935			0947		1000	
Eastbourne (EBN) 4 a	0820		0840			0852		0904		0919		0940			0951		1004	
Eastbourne (EBN) 4 d	0825				0850			0908		0924				0950			1011	
Hampden Park (HMD) 4 d	0829				0854					0928				0954				
Pevensy & Westham (PEV) d	0834				0900					0933				1000				
Pevensy Bay (PEB) d																		
Normans Bay (NSB) d	0839									0938								
Cooden Beach (COB) d	0843				0907			0921		0942				1007				
Collington (CLL) d	0847				0910			0924		0946				1010				
Bexhill (BEX) 4 d	0849				0913			0927		0949				1013			1026	
St Leonards Warrior Sq (SLQ) 4 d	0856				0921			0933		0955				1021			1033	
Hastings (HGS) 4 a	0859				0924			0936		0958				1024			1036	
Hastings (HGS) 4 d	0900				0925			0937		0959				1025			1037	
Ore (ORE) d	0903a				0928			0940a		1002a				1028			1040a	
Three Oaks (TOK) d					0935									1035				
Doleham (DLH) d																		
Winchelsea (WSE) d					0943									1043				
Rye (RYE) a					0947									1047				
Rye (RYE) d					0948									1048				
Appledore (Kent) (APD) d					0957									1057				
Ham Street (HMT) d					1002									1102				
Ashford International (AFK) 6 a					1010									1110				

NOTES (see introductory pages for explanation of train operator codes and standard symbols)

- a Arrival time
- d Departure time

A Change at Hampden Park for stations beyond Eastbourne

London, Croydon, Gatwick Airport and Brighton to Lewes, Seaford, Eastbourne, Hastings and Ashford

Saturdays

Operator Days of operation/Notes 1st Class/Reservations/Bus/Ferry	SN	SN	SN	SN	SN	SN	SN	SN	SN	SN	SN	SN	SN	SN	SN	SN	SN
		□		□			A □		□		□		□				A □
London Victoria (VIC)	10 d	0854					0924				0954						1024
Clapham Junction (CLJ)	10 d	0901					0931				1001						1031
East Croydon (ECR)	d	0910					0940				1010						1040
Gatwick Airport (GTW)	10 d	0926					0956				1026						1056
Three Bridges (TBD)	4 d																
Haywards Heath (HHE)	3 d	0938					1008				1038						1108
Wivelsfield (WVF)	4 d	0942					1012				1042						1112
Plumpton (PMP)	d	0949									1049						
Cooksbridge (CBR)	d						1021										1121
Brighton (BTN)	10 d	0936			0956	1006				1026	1036			1056	1106		
London Road (Brighton) (LRB)	d	0939			0959	1009					1039			1059	1109		
Moulsecomb (MCB)	d	0942			1002	1012					1042			1102	1112		
Falmer (FMR)	d	0946			1006	1016				1033	1046			1106	1116		
Lewes (LWS)	4 a	0953	0956	←	1013	1023		1026	←	1040	1053	1056	←	1113	1123		1126
Lewes (LWS)	4 d	1000	0957	1000	1014	1030		1027	1030	1042	1100	1057	1100	1114	1130		1127
Southsea (SEE)	d	←		1006		←					←		1106		←		1130
Newhaven Town (NVN)	d			1011					1040				1111				1140
Newhaven Harbour (NVH)	d								1041								1141
Bishopstone (BIP)	d			1016					1045				1116				1145
Seaford (SEF)	a			1019					1048				1119				1148
Glynde (GLY)	d				1019									1119			
Berwick (BRK)	d				1025									1125			
Polegate (PLG)	d		1009		1030			1039		1054		1109		1130			1139
Hampden Park (HMD)	4 d				1035			1047		1100				1135			1147
Eastbourne (EBN)	4 a		1017		1040			1051		1104		1117		1140			1151
Eastbourne (EBN)	4 d		1023				1050			1111		1123				1150	
Hampden Park (HMD)	4 d		1027				1054					1127				1154	
Pevensey & Westham (PEV)	d		1032				1100					1132				1200	
Pevensey Bay (PEB)	d																
Normans Bay (NSB)	d		1037									1137					
Cooden Beach (COB)	d		1042				1107					1142				1207	
Collington (CLL)	d		1046				1110					1146				1210	
Bexhill (BEX)	4 d		1049				1113			1126		1149				1213	
St Leonards Warrior Sq (SLQ)	4 d		1055				1121			1133		1155				1221	
Hastings (HGS)	4 a		1058				1124			1136		1158				1224	
Hastings (HGS)	4 d		1100				1125			1137		1159				1225	
Ore (ORE)	d		1103a				1128			1140a		1202a				1228	
Three Oaks (TOK)	d						1135									1235	
Doleham (DLH)	d																
Winchelsea (WSE)	d						1143									1243	
Rye (RYE)	a						1147									1247	
Rye (RYE)	d						1148									1248	
Appledore (Kent) (APD)	d						1157									1257	
Ham Street (HMT)	d						1202									1302	
Ashford International (AFK)	6 a						1210									1310	

NOTES (see introductory pages for explanation of train operator codes and standard symbols)

- a Arrival time
- d Departure time
- A Change at Hampden Park for stations beyond Eastbourne

London, Croydon, Gatwick Airport and Brighton to Lewes, Seaford, Eastbourne, Hastings and Ashford

Saturdays

Operator Days of operation/Notes 1st Class/Reservations/Bus/Ferry	SN	SN	SN	SN	SN	SN	SN	SN	SN	SN	SN	SN	SN	SN	SN	SN	SN	SN	SN	SN	
	□		□		□			A □		□		□		□		□		□		A □	
London Victoria (VIC)	10 d			1054									1124								1224
Clapham Junction (CLJ)	10 d			1101									1131								1231
East Croydon (ECR)	10 d			1110									1140								1240
Gatwick Airport (GTW)	10 d			1126									1156								1256
Three Bridges (TBD)	4 d																				
Haywards Heath (HHE)	3 d			1138									1208								1308
Wivelsfield (WVF)	4 d			1142									1212								1312
Plumpton (PMP)	d			1149																	
Cooksbridge (CBR)	d												1221								1321
Brighton (BTN)	10 d	1126	1136			1156	1206							1226	1236				1256	1306	
London Road (Brighton) (LRB)	d		1139			1159	1209								1239				1259	1309	
Moulsecomb (MCB)	d		1142			1202	1212												1302	1312	
Falmer (FMR)	d	1133	1146			1206	1216							1233	1246				1306	1316	
Lewes (LWS)	4 a	1140	1153	1156	←	1213	1223						1226	←	1240	1253	1256	←	1313	1323	1326
Lewes (LWS)	4 d	1142	1200	1157	1200	1214	1230						1227	1230	1242	1300	1257	1300	1314	1330	1327
Southsea (SEE)	d		←		1206		←								←						
Newhaven Town (NVN)	d				1211									1240					1311		
Newhaven Harbour (NVH)	d													1241							
Bishopstone (BIP)	d				1216									1245					1316		
Seaford (SEF)	a				1219									1248					1319		
Glynde (GLY)	d					1219													1319		
Berwick (BRK)	d					1225													1325		
Polegate (PLG)	d	1154		1209		1230							1239		1254				1309		1339
Hampden Park (HMD)	4 d	1200				1235							1247		1300				1335		1347
Eastbourne (EBN)	4 a	1204		1217		1240							1251		1304				1340		1351
Eastbourne (EBN)	4 d	1211		1223									1250		1311				1323		1350
Hampden Park (HMD)	4 d			1227									1254						1327		1354
Pevensy & Westham (PEV)	d			1232									1300						1332		1400
Pevensy Bay (PEB)	d																				
Normans Bay (NSB)	d			1237															1337		
Cooden Beach (COB)	d			1242									1307						1342		1407
Collington (CLL)	d			1246									1310						1346		1410
Bexhill (BEX)	4 d	1226		1249									1313		1326				1349		1413
St Leonards Warrior Sq (SLQ)	4 d	1233		1255									1321		1333				1355		1421
Hastings (HGS)	4 a	1236		1258									1324		1336				1358		1424
Hastings (HGS)	4 d	1237		1259									1325		1337				1400		1425
Ore (ORE)	d	1240a		1302a									1328		1340a				1403a		1428
Three Oaks (TOK)	d												1335								1435
Doleham (DLH)	d																				
Winchelsea (WSE)	d												1343								1443
Rye (RYE)	a												1347								1447
Rye (RYE)	d												1348								1448
Appledore (Kent) (APD)	d												1357								1457
Ham Street (HMT)	d												1402								1502
Ashford International (AFK)	6 a												1410								1510

NOTES (see introductory pages for explanation of train operator codes and standard symbols)

a Arrival time
d Departure time

A Change at Hampden Park for stations beyond Eastbourne

London, Croydon, Gatwick Airport and Brighton to Lewes, Seaford, Eastbourne, Hastings and Ashford

Saturdays

Operator Days of operation/Notes 1st Class/Reservations/Bus/Ferry	SN	SN	SN	SN	SN	SN	SN	SN	SN	SN	SN	SN	SN	SN	SN	SN	SN
		□		□		□			SN A □		□		□		□		□
London Victoria (VIC)	10 d			1254					1324				1354				
Clapham Junction (CLJ)	10 d			1301					1331				1401				
East Croydon (ECR)	10 d			1310					1340				1410				
Gatwick Airport (GTW)	10 d			1326					1356				1426				
Three Bridges (TBD)	4 d																
Haywards Heath (HHE)	3 d			1338					1408				1438				
Wivelsfield (WVF)	4 d			1342					1412				1442				
Plumpton (PMP)	d			1349									1449				
Cooksbridge (CBR)	d								1421								
Brighton (BTN)	10 d		1326	1336			1356	1406				1426	1436			1456	1506
London Road (Brighton) (LRB)	d			1339			1359	1409					1439			1459	1509
Moulsecomb (MCB)	d			1342			1402	1412					1442			1502	1512
Falmer (FMR)	d		1333	1346			1406	1416				1433	1446			1506	1516
Lewes (LWS)	4 a	←	1340	1353	1356	←	1413	1423		1426	←	1440	1453	1456	←	1513	1523
Lewes (LWS)	4 d	1330	1342	1400	1357	1400	1414	1430		1427	1430	1442	1500	1457	1500	1514	1530
Southsea (SEE)	d			←		1406		←				←			1506		←
Newhaven Town (NVN)	d	1340				1411						1440			1511		
Newhaven Harbour (NVH)	d	1341										1441					
Bishopstone (BIP)	d	1345				1416						1445			1516		
Seaford (SEF)	a	1348				1419						1448			1519		
Glynde (GLY)	d					1419										1519	
Berwick (BRK)	d					1425										1525	
Polegate (PLG)	d		1354		1409		1430			1439		1454		1509		1530	
Hampden Park (HMD)	4 d		1400				1435			1447		1500				1535	
Eastbourne (EBN)	4 a		1404		1417		1440			1451		1504		1519		1540	
Eastbourne (EBN)	4 d		1411		1423			1450				1508		1525			1550
Hampden Park (HMD)	4 d				1427			1454						1529			1554
Pevensey & Westham (PEV)	d				1432			1500						1534			1600
Pevensey Bay (PEB)	d																
Normans Bay (NSB)	d				1437									1539			
Cooden Beach (COB)	d				1442			1507				1521		1543			1607
Collington (CLL)	d				1446			1510				1524		1547			1610
Bexhill (BEX)	4 d		1426		1449			1513				1527		1549			1613
St Leonards Warrior Sq (SLQ)	4 d		1433		1455			1521				1533		1556			1621
Hastings (HGS)	4 a		1436		1458			1524				1536		1559			1624
Hastings (HGS)	4 d		1437		1459			1525				1537		1600			1625
Ore (ORE)	d		1440a		1502a			1528				1540a		1603a			1628
Three Oaks (TOK)	d							1535									1635
Doleham (DLH)	d																
Winchelsea (WSE)	d							1543									1643
Rye (RYE)	a							1547									1647
Rye (RYE)	d							1548									1648
Appledore (Kent) (APD)	d							1557									1657
Ham Street (HMT)	d							1602									1702
Ashford International (AFK)	6 a							1610									1710

NOTES (see introductory pages for explanation of train operator codes and standard symbols)

a Arrival time
d Departure time

A Change at Hampden Park for stations beyond Eastbourne

London, Croydon, Gatwick Airport and Brighton to Lewes, Seaford, Eastbourne, Hastings and Ashford

Saturdays

Operator Days of operation/Notes 1st Class/Reservations/Bus/Ferry	SN A □	SN □	SN □	SN □	SN □	SN □	SN □	SN □	SN □	SN A □	SN □	SN □	SN □	SN □	SN □	SN □	SN □	
London Victoria (VIC) 10 d	1424				1454					1524					1554			
Clapham Junction (CLJ) 10 d	1431				1501					1531					1601			
East Croydon (ECR) 10 d	1440				1510					1540					1610			
Gatwick Airport (GTW) 10 d	1456				1526					1556					1626			
Three Bridges (TBD) 4 d																		
Haywards Heath (HHE) 3 d	1508				1538					1608					1638			
Wivelsfield (WVF) 4 d	1512				1542					1612					1642			
Plumpton (PMP) d					1549										1649			
Cooksbridge (CBR) d	1521									1621								
Brighton (BTN) 10 d			1526	1536			1556	1606				1626	1636				1656	1706
London Road (Brighton) (LRB) d				1539			1559	1609					1639				1659	1709
Moulsecocomb (MCB) d				1542			1602	1612					1642				1702	1712
Falmer (FMR) d			1533	1546			1606	1616				1633	1646				1706	1716
Lewes (LWS) 4 a	1526	←	1540	1553	1556	←	1613	1623		1626	←	1640	1653	1656	←	1713	1723	
Lewes (LWS) 4 d	1527	1530	1542	1600	1557	1600	1614	1630		1627	1630	1642	1700	1657	1700	1714	1730	
Southsea (SEE) d				←		1606		←					←		1706			←
Newhaven Town (NVN) d		1540				1611					1640				1711			
Newhaven Harbour (NVH) d		1541									1641							
Bishopstone (BIP) d		1545				1616					1645				1716			
Seaford (SEF) a		1548				1619					1648				1719			
Glynde (GLY) d							1619										1719	
Berwick (BRK) d							1625										1725	
Polegate (PLG) d	1539		1554		1609		1630			1639		1654		1709			1730	
Hampden Park (HMD) 4 d	1547		1600				1635			1647		1700					1735	
Eastbourne (EBN) 4 a	1551		1604		1619		1640			1651		1704		1719			1740	
Eastbourne (EBN) 4 d			1608		1625				1650			1708		1725				
Hampden Park (HMD) 4 d					1629				1654					1729				
Pevensey & Westham (PEV) d					1634				1700					1734				
Pevensey Bay (PEB) d																		
Normans Bay (NSB) d					1639									1739				
Cooden Beach (COB) d			1621		1643				1707			1721		1743				
Collington (CLL) d			1624		1647				1710			1724		1747				
Bexhill (BEX) 4 d			1627		1649				1713			1727		1749				
St Leonards Warrior Sq (SLQ) 4 d			1633		1656				1721			1733		1756				
Hastings (HGS) 4 a			1636		1659				1724			1736		1759				
Hastings (HGS) 4 d			1637		1700				1725			1737		1800				
Ore (ORE) d			1640a		1703a				1728			1740a		1803a				
Three Oaks (TOK) d									1735									
Doleham (DLH) d																		
Winchelsea (WSE) d									1743									
Rye (RYE) a									1747									
Rye (RYE) d									1748									
Appledore (Kent) (APD) d									1757									
Ham Street (HMT) d									1802									
Ashford International (AFK) 6 a									1810									

NOTES (see introductory pages for explanation of train operator codes and standard symbols)

a Arrival time
d Departure time

A Change at Hampden Park for stations beyond Eastbourne

London, Croydon, Gatwick Airport and Brighton to Lewes, Seaford, Eastbourne, Hastings and Ashford

Saturdays

Operator Days of operation/Notes 1st Class/Reservations/Bus/Ferry	SN	SN A □	SN □	SN □	SN □	SN □	SN □	SN □	SN □	SN □	SN A □	SN □	SN □	SN □	SN □	SN □	SN □
London Victoria (VIC) 10 d		1624				1654					1724					1754	
Clapham Junction (CLJ) 10 d		1631				1701					1731					1801	
East Croydon (ECR) 10 d		1640				1710					1740					1810	
Gatwick Airport (GTW) 10 d		1656				1726					1756					1826	
Three Bridges (TBD) 4 d																	
Haywards Heath (HHE) 3 d		1708				1738					1808					1838	
Wivelsfield (WVF) 4 d		1712				1742					1812					1842	
Plumpton (PMP) d						1749										1849	
Cooksbridge (CBR) d		1721									1821						
Brighton (BTN) 10 d				1726	1736			1756	1806				1826	1836			1856
London Road (Brighton) (LRB) d					1739			1759	1809					1839			1859
Moulsecomb (MCB) d					1742			1802	1812					1842			1902
Falmer (FMR) d				1733	1746			1806	1816				1833	1846			1906
Lewes (LWS) 4 a		1726	←	1740	1753	1756	←	1813	1823		1826	←	1840	1853	1856	←	1913
Lewes (LWS) 4 d		1727	1730	1742	1800	1757	1800	1814	1830		1827	1830	1842	1900	1857	1900	1914
Southease (SEE) d					←		1806		←							1906	
Newhaven Town (NVN) d			1740				1811					1840				1911	
Newhaven Harbour (NVH) d			1741									1841					
Bishopstone (BIP) d			1745				1816					1845				1916	
Seaford (SEF) a			1748				1819					1848				1919	
Glynde (GLY) d								1819									1919
Berwick (BRK) d								1825									1925
Polegate (PLG) d		1739		1754		1809		1830			1839		1854		1909		1930
Hampden Park (HMD) 4 d		1747		1800				1835			1847		1900				1935
Eastbourne (EBN) 4 a		1751		1804		1819		1840			1851		1904		1917		1940
Eastbourne (EBN) 4 d	1750			1808		1825				1850			1911		1923		
Hampden Park (HMD) 4 d	1754					1829				1854					1927		
Pevensey & Westham (PEV) d	1800					1834				1900					1932		
Pevensey Bay (PEB) d																	
Normans Bay (NSB) d						1839									1937		
Cooden Beach (COB) d	1807			1821		1843				1907					1942		
Collington (CLL) d	1810			1824		1847				1910					1946		
Bexhill (BEX) 4 d	1813			1827		1849				1913			1926		1949		
St Leonards Warrior Sq (SLQ) 4 d	1821			1833		1856				1921			1933		1955		
Hastings (HGS) 4 a	1824			1836		1859				1924			1936		1958		
Hastings (HGS) 4 d	1825			1837		1900				1925			1937		2000		
Ore (ORE) d	1828			1840a		1903a				1928			1940a		2003a		
Three Oaks (TOK) d	1835									1935							
Doleham (DLH) d																	
Winchelsea (WSE) d	1843									1943							
Rye (RYE) a	1847									1947							
Rye (RYE) d	1848									1948							
Appledore (Kent) (APD) d	1857									1957							
Ham Street (HMT) d	1902									2002							
Ashford International (AFK) 6 a	1910									2010							

NOTES (see introductory pages for explanation of train operator codes and standard symbols)

- a Arrival time
- d Departure time

A Change at Hampden Park for stations beyond Eastbourne

London, Croydon, Gatwick Airport and Brighton to Lewes, Seaford, Eastbourne, Hastings and Ashford

Saturdays

Operator Days of operation/Notes 1st Class/Reservations/Bus/Ferry	SN	SN	SN A □	SN	SN □	SN	SN	SN	SN	SN	SN	SN A □	SN	SN	SN	SN	SN		
London Victoria (VIC)	10	d															1954		
Clapham Junction (CLJ)	10	d															2001		
East Croydon (ECR)	10	d															2010		
Gatwick Airport (GTW)	10	d															2026		
Three Bridges (TBD)	4	d																	
Haywards Heath (HHE)	3	d															2038		
Wivelsfield (WVF)	4	d															2042		
Plumpton (PMP)		d															2049		
Cooksbridge (CBR)		d																	
Brighton (BTN)	10	d	1906				1926	1936				1956	2006			2026	2036		
London Road (Brighton) (LRB)		d	1909					1939				1959	2009				2039		
Moulsecoomb (MCB)		d	1912					1942				2002	2012				2042		
Falmer (FMR)		d	1916				1933	1946				2006	2016			2033	2046		
Lewes (LWS)	4	a	1923		1926	←	1940	1953	1956	←	2013	2023		2026	←	2040	2053	2056	←
Lewes (LWS)	4	d	1930		1927	1930	1942	2000	1957	2000	2014	2030		2027	2030	2042	2100	2057	2100
Southsea (SEE)		d	←					←		2006		←							2106
Newhaven Town (NVN)		d				1940				2011				2040					2111
Newhaven Harbour (NVH)		d				1941								2041					
Bishopstone (BIP)		d				1945				2016				2045					2116
Seaford (SEF)		a				1948				2019				2048					2119
Glynde (GLY)		d										2019							
Berwick (BRK)		d										2025							
Polegate (PLG)		d				1939	1954		2009			2030		2039	2054				2109
Hampden Park (HMD)	4	d				1947	2000					2035		2047	2100				
Eastbourne (EBN)	4	a				1951	2004		2017			2040		2051	2104				2117
Eastbourne (EBN)	4	d		1950			2011		2023			2050			2111				2123
Hampden Park (HMD)	4	d		1954					2027			2054							2127
Pevensey & Westham (PEV)		d		2000					2032			2100							2132
Pevensey Bay (PEB)		d																	
Normans Bay (NSB)		d							2037										2137
Cooden Beach (COB)		d		2007					2042			2107							2142
Collington (CLL)		d		2010					2046			2110							2146
Bexhill (BEX)	4	d		2013			2026		2048			2113			2126				2149
St Leonards Warrior Sq (SLQ)	4	d		2021			2033		2055			2121			2133				2155
Hastings (HGS)	4	a		2024			2036		2058			2124			2136				2158
Hastings (HGS)	4	d		2025			2037		2059			2125			2137				2159
Ore (ORE)		d		2028			2040a		2102a			2128			2140a				2202a
Three Oaks (TOK)		d		2035								2135							
Doleham (DLH)		d																	
Winchelsea (WSE)		d		2043								2143							
Rye (RYE)		a		2047								2147							
Rye (RYE)		d		2048								2148							
Appledore (Kent) (APD)		d		2057								2157							
Ham Street (HMT)		d		2102								2202							
Ashford International (AFK)	6	a		2110								2210							

NOTES (see introductory pages for explanation of train operator codes and standard symbols)

a Arrival time
d Departure time

A Change at Hampden Park for stations beyond Eastbourne

London, Croydon, Gatwick Airport and Brighton to Lewes, Seaford, Eastbourne, Hastings and Ashford

Saturdays

Operator Days of operation/Notes 1st Class/Reservations/Bus/Ferry	SN □	SN	SN	SN A □	SN	SN □	SN	SN □	SN	SN □	SN	SN □	SN	SN □	SN	SN □	SN
London Victoria (VIC)	10 d			2024				2054				2124				2154	
Clapham Junction (CLJ)	10 d			2031				2101				2131				2201	
East Croydon (ECR)	10 d			2040				2110				2140				2210	
Gatwick Airport (GTW)	10 d			2056				2126				2156				2226	
Three Bridges (TBD)	4 d																
Haywards Heath (HHE)	3 d			2108				2138				2208				2238	
Wivelsfield (WVF)	4 d			2112				2142				2212				2242	
Plumpton (PMP)	d							2149								2249	
Cooksbridge (CBR)	d			2121								2221					
Brighton (BTN)	10 d	2056	2106			2126	2136			2156	2206			2226	2236		
London Road (Brighton) (LRB)	d	2059	2109				2139			2159	2209				2239		
Moulsecoomb (MCB)	d	2102	2112				2142			2202	2212				2242		
Falmer (FMR)	d	2106	2116			2133	2146			2206	2216			2233	2246		
Lewes (LWS)	4 a	2113	2123	2126	←	2140	2153	2156	←	2213	2223	2226	←	2240	2253	2256	←
Lewes (LWS)	4 d	2114	2130	2127	→	2130	2142	2200	2157	2200	2214	2230	2227	2230	2242	2302	2257
Southsea (SEE)	d		→				→			2206		→					2308
Newhaven Town (NVN)	d					2140				2211				2240			2313
Newhaven Harbour (NVH)	d					2141								2241			
Bishopstone (BIP)	d					2145				2216				2245			2317
Seaford (SEF)	a					2148				2219				2248			2321
Glynde (GLY)	d	2119								2219							
Berwick (BRK)	d	2125								2225							
Polegate (PLG)	d	2130		2139		2154		2209		2230		2239		2254		2309	
Hampden Park (HMD)	4 d	2135		2147		2200		2209		2235		2247		2259			
Eastbourne (EBN)	4 a	2140		2151		2204		2217		2240		2253		2303		2318	
Eastbourne (EBN)	4 d		2150			2211		2223						2307		2324	
Hampden Park (HMD)	4 d		2154					2227								2328	
Pevensy & Westham (PEV)	d		2200					2232								2333	
Pevensy Bay (PEB)	d																
Normans Bay (NSB)	d							2237								2338	
Cooden Beach (COB)	d		2207					2242								2342	
Collington (CLL)	d		2210					2245								2346	
Bexhill (BEX)	4 d		2213			2226		2248						2323		2349	
St Leonards Warrior Sq (SLQ)	4 d		2220			2232		2255						2331		2355	
Hastings (HGS)	4 a		2224			2235		2259						2334		2358	
Hastings (HGS)	4 d		2224			2236								2335			
Ore (ORE)	d		2228			2239a								2338a			
Three Oaks (TOK)	d		2234														
Doleham (DLH)	d		2237														
Winchelsea (WSE)	d		2243														
Rye (RYE)	a		2247														
Rye (RYE)	d		2248														
Appledore (Kent) (APD)	d		2257														
Ham Street (HMT)	d		2302														
Ashford International (AFK)	6 a		2310														

NOTES (see introductory pages for explanation of train operator codes and standard symbols)

a Arrival time
d Departure time

A Change at Hampden Park for stations beyond Eastbourne

London, Croydon, Gatwick Airport and Brighton to Lewes, Seaford, Eastbourne, Hastings and Ashford

Saturdays

Operator Days of operation/Notes 1st Class/Reservations/Bus/Ferry	SN	SN	SN	SN	SN	SN	SN	SN	SN
		□		□	□		□		SUM □
London Victoria (VIC)	10 d		2216			2246		2316	0002
Clapham Junction (CLJ)	10 d		2223			2253		2323	0009
East Croydon (ECR)			2234			2304		2334	0024
Gatwick Airport (GTW)	10 d		2252			2321		2354	0044
Three Bridges (TBD)	4 d								0049
Haywards Heath (HHE)	3 d		2309			2335		0015	0108
Wivelsfield (WVF)	4 d		2313			2339		0019	
Plumpton (PMP)	d					2346			
Cooksbridge (CBR)	d		2322			2350			
Brighton (BTN)	10 d	2306			2332		2341		
London Road (Brighton) (LRB)	d	2309					2344		
Moulsecoomb (MCB)	d	2312					2347		
Falmer (FMR)	d	2316			2339		2351		
Lewes (LWS)	4 a	2323	2327	←	2346	2355	2358	0031	0123
Lewes (LWS)	4 d	2331	2328	2331	2346	2356	2359	0031	0123
Southease (SEE)	d	↗					0005		
Newhaven Town (NVN)	d			2341			0010		
Newhaven Harbour (NVH)	d			2343			0012		
Bishopstone (BIP)	d			2346			0015		
Seaford (SEF)	a			2350			0019		
Glynde (GLY)	d				2352				
Berwick (BRK)	d				2357	0005			
Polegate (PLG)	d		2340		0002	0010		0043s	0135s
Hampden Park (HMD)	4 d		2346		0007	0015			
Eastbourne (EBN)	4 a		2351		0011	0019		0052	0144
Eastbourne (EBN)	4 d					0024			
Hampden Park (HMD)	4 d								
Pevensy & Westham (PEV)	d					0032			
Pevensy Bay (PEB)	d								
Normans Bay (NSB)	d								
Cooden Beach (COB)	d					0038			
Collington (CLL)	d					0042			
Bexhill (BEX)	4 d					0044			
St Leonards Warrior Sq (SLQ)	4 d					0051			
Hastings (HGS)	4 a					0054			
Hastings (HGS)	4 d								
Ore (ORE)	d								
Three Oaks (TOK)	d								
Doleham (DLH)	d								
Winchelsea (WSE)	d								
Rye (RYE)	a								
Rye (RYE)	d								
Appledore (Kent) (APD)	d								
Ham Street (HMT)	d								
Ashford International (AFK)	6 a								




















NOTES (see introductory pages for explanation of train operator codes and standard symbols)

- a Arrival time
- d Departure time
- s Stops to set down only

SUM Sunday mornings

London, Croydon, Gatwick Airport and Brighton to Lewes, Seaford, Eastbourne, Hastings and Ashford

Sundays

Operator 1st Class/Reservations/Bus/Ferry	SN	SN	SN	SN	SN	SN	SN	SN	SN	SN	SN	SN	SN	SN	SN	SN	SN	SN
	□	□	□	□	□	□	□	□	□	□	□	□	□	□	□	□	□	□
London Victoria (VIC)  d																		0846
Clapham Junction (CLJ)  d																		0853
East Croydon (ECR)  d																		0902
Gatwick Airport (GTW)  d																		0918
Three Bridges (TBD)  d																		
Haywards Heath (HHE)  d																		0930
Wivelsfield (WVF)  d																		0934
Plumpton (PMP) d																		0941
Cooksbridge (CBR) d																		0945
Brighton (BTN)  d			0655	0705	0715		0731	0748	0758	0817		0831	0848	0858	0917			0948
London Road (Brighton) (LRB) d			0658		0718		0734	0751		0820		0834	0851		0920			0951
Moulsecoomb (MCB) d			0701		0721		0737	0754		0823		0837	0854		0923			0954
Falmer (FMR) d			0705	0712	0725		0741	0758	0805	0827		0841	0858	0905	0927			0958
Lewes (LWS)  a			0712	0719	0732		0748	0805	0812	0834		0848	0905	0912	0934		0950	1005
Lewes (LWS)  d					0719	0733		0751	0806	0812	0835		0851	0906	0912	0935		0951
Southeast (SEE) d									0812					0912				1012
Newhaven Town (NVN) d						0742			0817		0844			0917		0944		1017
Newhaven Harbour (NVH) d						0744				0846					0946			
Bishopstone (BIP) d						0747			0821	0849			0921		0949			1021
Seaford (SEF) a						0751			0825		0853			0925		0953		1025
Glynde (GLY) d				0725						0818					0918			
Berwick (BRK) d				0730						0823					0923			
Polegate (PLG) d				0736			0803			0829			0903		0929			1003
Hampden Park (HMD)  d				0740						0833					0933			
Eastbourne (EBN)  a				0745			0811			0838				0911		0938		1011
Eastbourne (EBN)  d		0726				0750	0817					0850	0917				0950	1017
Hampden Park (HMD)  d		0730				0754	0821					0854	0921				0954	1021
Pevensey & Westham (PEV) d		0735				0800	0826					0900	0926				1000	1026
Pevensey Bay (PEB) d																		
Normans Bay (NSB) d							0831						0931					1031
Cooden Beach (COB) d		0742				0807	0836					0907	0936				1007	1036
Collington (CLL) d		0745				0810	0839					0910	0939				1010	1039
Bexhill (BEX)  d		0748				0813	0843					0913	0943				1013	1043
St Leonards Warrior Sq (SLQ)  d		0754				0821	0850					0921	0950				1021	1050
Hastings (HGS)  a		0757				0824	0853					0924	0953				1024	1053
Hastings (HGS)  d	0724	0758				0825	0854					0925	0954				1025	1054
Ore (ORE) d	0728	0801a				0828	0857a					0928	0957a				1028	1057a
Three Oaks (TOK) d	0734					0835						0935					1035	
Doleham (DLH) d	0737																	
Winchelsea (WSE) d	0743					0843						0943					1043	
Rye (RYE) a	0747					0847						0947					1047	
Rye (RYE) d	0748					0848						0948					1048	
Appledore (Kent) (APD) d	0757					0857						0957					1057	
Ham Street (HMT) d	0802					0902						1002					1102	
Ashford International (AFK)  a	0810					0910						1010					1110	

NOTES (see introductory pages for explanation of train operator codes and standard symbols)

a Arrival time
d Departure time

London, Croydon, Gatwick Airport and Brighton to Lewes, Seaford, Eastbourne, Hastings and Ashford

Sundays

Operator 1st Class/Reservations/Bus/Ferry	SN □	SN □	SN □	SN □	SN □	SN □	SN □	SN □	SN □	SN □	SN □	SN □	SN □	SN □	SN □	SN □	SN □	SN □
London Victoria (VIC)	10 d			0946					1046							1146		
Clapham Junction (CLJ)	10 d			0953					1053							1153		
East Croydon (ECR)	d			1002					1102							1202		
Gatwick Airport (GTW)	10 d			1018					1118							1218		
Three Bridges (TBD)	4 d																	
Haywards Heath (HHE)	3 d			1030					1130							1230		
Wivelsfield (WVF)	4 d			1034					1134							1234		
Plumpton (PMP)	d			1041					1141							1241		
Cooksbridge (CBR)	d			1045					1145							1245		
Brighton (BTN)	10 d	0958	1017		1048	1058	1117			1148	1158	1217				1248	1258	1318
London Road (Brighton) (LRB)	d		1020		1051		1120			1151		1220				1251		1321
Moulsecoomb (MCB)	d		1023		1054		1123			1154		1223				1254		1324
Falmer (FMR)	d	1005	1027		1058	1105	1127			1158	1205	1227				1258	1305	1328
Lewes (LWS)	4 a	1012	1034		1050	1105	1134		1150	1205	1212	1234			1250	1305	1312	1335
Lewes (LWS)	4 d	1012	1035		1051	1106	1135		1151	1206	1212	1235			1251	1306	1312	1336
Southeast (SEE)	d				1112					1212						1312		
Newhaven Town (NVN)	d		1044		1117		1144			1217		1244				1317		1345
Newhaven Harbour (NVH)	d		1046				1146					1246						1347
Bishopstone (BIP)	d		1049		1121		1149			1221		1249				1321		1350
Seaford (SEF)	a		1053		1125		1153			1225		1253				1325		1354
Glynde (GLY)	d	1018					1118					1218						1318
Berwick (BRK)	d	1023					1123					1223						1323
Polegate (PLG)	d	1029			1103		1129		1203		1229				1303			1329
Hampden Park (HMD)	4 d	1033					1133					1233						1333
Eastbourne (EBN)	4 a	1038			1111		1138		1211		1238				1311			1338
Eastbourne (EBN)	4 d			1050	1117			1150	1217					1250	1317			1350
Hampden Park (HMD)	4 d			1054	1121			1154	1221					1254	1321			1354
Pevensey & Westham (PEV)	d			1100	1126			1200	1226					1300	1326			1400
Pevensey Bay (PEB)	d																	
Normans Bay (NSB)	d				1131				1231						1331			
Cooden Beach (COB)	d			1107	1136			1207	1236					1307	1336			1407
Collington (CLL)	d			1110	1139			1210	1239					1310	1339			1410
Bexhill (BEX)	4 d			1113	1143			1213	1243					1313	1343			1413
St Leonards Warrior Sq (SLQ)	4 d			1121	1150			1221	1250					1321	1350			1421
Hastings (HGS)	4 a			1124	1153			1224	1253					1324	1353			1424
Hastings (HGS)	4 d			1125	1154			1225	1254					1325	1354			1425
Ore (ORE)	d			1128	1157a			1228	1257a					1328	1357a			1428
Three Oaks (TOK)	d			1135				1235						1335				1435
Doleham (DLH)	d																	
Winchelsea (WSE)	d			1143				1243						1343				1443
Rye (RYE)	a			1147				1247						1347				1447
Rye (RYE)	d			1148				1248						1348				1448
Appledore (Kent) (APD)	d			1157				1257						1357				1457
Ham Street (HMT)	d			1202				1302						1402				1502
Ashford International (AFK)	6 a			1210				1310						1410				1510

NOTES (see introductory pages for explanation of train operator codes and standard symbols)

- a Arrival time
- d Departure time

London, Croydon, Gatwick Airport and Brighton to Lewes, Seaford, Eastbourne, Hastings and Ashford

Sundays

Operator 1st Class/Reservations/Bus/Ferry	SN □	SN □	SN □	SN □	SN □	SN □	SN □	SN □	SN □	SN □	SN □	SN □	SN □	SN □	SN □	SN □	SN □	SN □		
London Victoria (VIC)	10 d	1246					1346							1446				1546		
Clapham Junction (CLJ)	10 d	1253					1353							1453				1553		
East Croydon (ECR)	d	1302					1402							1502				1602		
Gatwick Airport (GTW)	10 d	1318					1418							1518				1618		
Three Bridges (TBD)	4 d																			
Haywards Heath (HHE)	3 d	1330					1430							1530				1630		
Wivelsfield (WVF)	4 d	1334					1434							1534				1634		
Plumpton (PMP)	d	1341					1441							1541				1641		
Cooksbridge (CBR)	d	1345					1445							1545				1645		
Brighton (BTN)	10 d		1348	1358	1417			1448	1458	1517				1548	1558	1617		1648	1658	
London Road (Brighton) (LRB)	d		1351		1420			1451		1520				1551		1620		1651		
Moulsecomb (MCB)	d		1354		1423			1454		1523				1554		1623		1654		
Falmer (FMR)	d		1358	1405	1427			1458	1505	1527				1558	1605	1627		1658	1705	
Lewes (LWS)	4 a	1350	1405	1412	1434		1450	1505	1512	1534			1550	1605	1612	1634		1650	1705	1712
Lewes (LWS)	4 d	1351	1406	1412	1435		1451	1506	1512	1535			1551	1606	1612	1635		1651	1706	1712
Southeast (SEE)	d		1412					1512						1612				1712		
Newhaven Town (NVN)	d		1417		1444			1517		1544				1617		1644		1717		
Newhaven Harbour (NVH)	d				1446					1546						1646				
Bishopstone (BIP)	d		1421		1449			1521		1549				1621		1649		1721		
Seaford (SEF)	a		1425		1453			1525		1553				1625		1653		1725		
Glynde (GLY)	d			1418					1518						1618					1718
Berwick (BRK)	d			1423					1523						1623					1723
Polegate (PLG)	d	1403		1429			1503		1529				1603		1629			1703		1729
Hampden Park (HMD)	4 d			1433					1533						1633					1733
Eastbourne (EBN)	4 a	1411		1438			1511		1538				1611		1638			1711		1738
Eastbourne (EBN)	4 d	1417				1450	1517					1550	1617				1650	1717		
Hampden Park (HMD)	4 d	1421				1454	1521					1554	1621				1654	1721		
Pevensey & Westham (PEV)	d	1426				1500	1526					1600	1626				1700	1726		
Pevensey Bay (PEB)	d																			
Normans Bay (NSB)	d	1431					1531						1631					1731		
Cooden Beach (COB)	d	1436				1507	1536					1607	1636				1707	1736		
Collington (CLL)	d	1439				1510	1539					1610	1639				1710	1739		
Bexhill (BEX)	4 d	1443				1513	1543					1613	1643				1713	1743		
St Leonards Warrior Sq (SLQ)	4 d	1450				1521	1550					1621	1650				1721	1750		
Hastings (HGS)	4 a	1453				1524	1553					1624	1653				1724	1753		
Hastings (HGS)	4 d	1454				1525	1554					1625	1654				1725	1754		
Ore (ORE)	d	1457a				1528	1557a					1628	1657a				1728	1757a		
Three Oaks (TOK)	d					1535						1635					1735			
Doleham (DLH)	d																			
Winchelsea (WSE)	d					1543						1643					1743			
Rye (RYE)	a					1547						1647					1747			
Rye (RYE)	d					1548						1648					1748			
Appledore (Kent) (APD)	d					1557						1657					1757			
Ham Street (HMT)	d					1602						1702					1802			
Ashford International (AFK)	6 a					1610						1710					1810			

NOTES (see introductory pages for explanation of train operator codes and standard symbols)

a Arrival time
d Departure time

London, Croydon, Gatwick Airport and Brighton to Lewes, Seaford, Eastbourne, Hastings and Ashford

Sundays

Operator 1st Class/Reservations/Bus/Ferry	SN	SN	SN	SN	SN	SN	SN	SN	SN	SN	SN	SN	SN	SN	SN	SN	SN	SN
London Victoria (VIC)	10 d		1646					1746							1846			1946
Clapham Junction (CLJ)	10 d		1653					1753							1853			1953
East Croydon (ECR)	d		1702					1802							1902			2002
Gatwick Airport (GTW)	10 d		1718					1818							1918			2018
Three Bridges (TBD)	4 d																	
Haywards Heath (HHE)	3 d		1730					1830							1930			2030
Wivelsfield (WVF)	4 d		1734					1834							1934			2034
Plumpton (PMP)	d		1741					1841							1941			2041
Cooksbridge (CBR)	d		1745					1845							1945			2045
Brighton (BTN)	10 d	1717		1748	1758	1817			1848	1858	1918				1948	1958	2017	
London Road (Brighton) (LRB)	d	1720		1751		1820			1851		1921				1951		2020	
Moulsecoomb (MCB)	d	1723		1754		1823			1854		1924				1954		2023	
Falmer (FMR)	d	1727		1758	1805	1827			1858	1905	1928				1958	2005	2027	
Lewes (LWS)	4 a	1734	1750	1805	1812	1834		1850	1905	1912	1935			1950	2005	2012	2034	2050
Lewes (LWS)	4 d	1735	1751	1806	1812	1835		1851	1906	1912	1936			1951	2006	2012	2035	2051
Southeast (SEE)	d			1812					1912						2012			
Newhaven Town (NVN)	d	1744		1817		1844			1917		1945				2017		2044	
Newhaven Harbour (NVH)	d	1746				1846					1947						2046	
Bishopstone (BIP)	d	1749		1821		1849			1921		1950				2021		2049	
Seaford (SEF)	a	1753		1825		1853			1925		1954				2025		2053	
Glynde (GLY)	d				1818					1918						2018		
Berwick (BRK)	d				1823					1923						2023		
Polegate (PLG)	d		1803		1829			1903		1929				2003		2029		2103
Hampden Park (HMD)	4 d				1833					1933						2033		
Eastbourne (EBN)	4 a		1811		1838			1911		1938				2011		2038		2111
Eastbourne (EBN)	4 d		1750	1817			1850	1917					1951	2017			2050	2117
Hampden Park (HMD)	4 d		1754	1821			1854	1921					1955	2021			2054	2121
Pevensey & Westham (PEV)	d		1800	1826			1900	1926					2001	2026			2100	2126
Pevensey Bay (PEB)	d																	
Normans Bay (NSB)	d			1831				1931							2031			2131
Cooden Beach (COB)	d		1807	1836			1907	1936					2008	2036			2107	2136
Collington (CLL)	d		1810	1839			1910	1939					2011	2039			2110	2139
Bexhill (BEX)	4 d		1813	1843			1913	1943					2014	2043			2113	2143
St Leonards Warrior Sq (SLQ)	4 d		1821	1850			1921	1950					2021	2050			2120	2150
Hastings (HGS)	4 a		1824	1853			1924	1953					2025	2053			2124	2153
Hastings (HGS)	4 d		1825	1854			1925	1954					2025	2054			2124	2154
Ore (ORE)	d		1828	1857a			1928	1957a					2029	2057a			2128	2157a
Three Oaks (TOK)	d		1835				1935						2035				2134	
Doleham (DLH)	d																2137	
Winchelsea (WSE)	d		1843				1943						2043				2143	
Rye (RYE)	a		1847				1947						2047				2147	
Rye (RYE)	d		1848				1948						2048				2148	
Appledore (Kent) (APD)	d		1857				1957						2057				2157	
Ham Street (HMT)	d		1902				2002						2102				2202	
Ashford International (AFK)	6 a		1910				2010						2110				2210	

NOTES (see introductory pages for explanation of train operator codes and standard symbols)

- a Arrival time
- d Departure time

London, Croydon, Gatwick Airport and Brighton to Lewes, Seaford, Eastbourne, Hastings and Ashford

Sundays

Operator 1st Class/Reservations/Bus/Ferry	SN □	SN □	SN □	SN □	SN □	SN □	SN □	SN □	SN □	SN □	SN □	SN □	
London Victoria (VIC)	10 d				2046					2146		2246	
Clapham Junction (CLJ)	10 d				2053					2153		2253	
East Croydon (ECR)	d				2102					2202		2302	
Gatwick Airport (GTW)	10 d				2118					2218		2318	
Three Bridges (TBD)	4 d												
Haywards Heath (HHE)	3 d				2130					2230		2330	
Wivelsfield (WVF)	4 d				2134					2234		2334	
Plumpton (PMP)	d				2141					2241		2341	
Cooksbridge (CBR)	d				2145					2245		2345	
Brighton (BTN)	10 d	2048	2100	2117		2148	2212	2217		2248	2320	2335	
London Road (Brighton) (LRB)	d	2051		2120		2151		2220		2251		2338	
Moulsecomb (MCB)	d	2054		2123		2154		2223		2254		2341	
Falmer (FMR)	d	2058	2107	2127		2158	2218	2227		2258	2327	2345	
Lewes (LWS)	4 a	2105	2114	2134	2150	2205	2226	2234	2250	2305	2334	2353	2350
Lewes (LWS)	4 d	2106	2114	2135	2151	2207	2226	2235	2251	2306	2335		2358
Southeast (SEE)	d	2112				2214				2312			
Newhaven Town (NVN)	d	2117		2144		2218		2244		2317			
Newhaven Harbour (NVH)	d			2146				2246		2318			
Bishopstone (BIP)	d	2121		2149		2223		2249		2322			
Seaford (SEF)	a	2125		2153		2226		2253		2325			
Glynde (GLY)	d		2120				2232				2340		
Berwick (BRK)	d		2125				2237				2346		0007
Polegate (PLG)	d		2131		2203		2242		2303		2351		0013
Hampden Park (HMD)	4 d		2135								2356		0017
Eastbourne (EBN)	4 a		2140		2211		2250		2311		0001		0022
Eastbourne (EBN)	4 d		2147		2217		2255		2317				
Hampden Park (HMD)	4 d		2151		2221		2259		2321				
Pevensy & Westham (PEV)	d				2226				2326				
Pevensy Bay (PEB)	d												
Normans Bay (NSB)	d												
Cooden Beach (COB)	d				2232				2332				
Collington (CLL)	d				2236				2336				
Bexhill (BEX)	4 d		2202		2238		2310		2338				
St Leonards Warrior Sq (SLQ)	4 d		2209		2245		2317		2345				
Hastings (HGS)	4 a		2212		2248		2320		2348				
Hastings (HGS)	4 d		2213										
Ore (ORE)	d		2216a										
Three Oaks (TOK)	d												
Doleham (DLH)	d												
Winchelsea (WSE)	d												
Rye (RYE)	a												
Rye (RYE)	d												
Appledore (Kent) (APD)	d												
Ham Street (HMT)	d												
Ashford International (AFK)	6 a												

NOTES (see introductory pages for explanation of train operator codes and standard symbols)

a Arrival time
d Departure time

Ashford, Hastings, Eastbourne, Seaford and Lewes to Brighton, Gatwick Airport, Croydon and London

Mondays to Fridays

Operator Days of operation/Notes 1st Class/Reservations/Bus/Ferry	SN	SN A □	SN	SN	SN □	SN □	SN □	SN □	SN B □	SN	SN □	SN C □	SN	SN □	SN □	SN	SN □		
Ashford International (AFK)	6	d																	
Ham Street (HMT)		d																	
Appledore (Kent) (APD)		d																	
Rye (RYE)		a																	
Rye (RYE)		d																	
Winchelsea (WSE)		d																	
Doleham (DLH)		d																	
Three Oaks (TOK)		d																	
Ore (ORE)		d														0632			
Hastings (HGS)	4	a														0635			
Hastings (HGS)	4	d							0507			0554		0619	0636				
St Leonards Warrior Sq (SLQ)	4	d							0510			0557		0622	0640				
Bexhill (BEX)	4	d							0518			0604		0630	0648				
Collington (CLL)		d							0521			0607		0632					
Cooden Beach (COB)		d							0524			0610		0636					
Normans Bay (NSB)		d																	
Pevensy Bay (PEB)		d																	
Pevensy & Westham (PEV)		d							0531			0617		0642					
Hampden Park (HMD)	4	d							0536			0621		0647					
Eastbourne (EBN)	4	a							0543			0626		0652	0704				
Eastbourne (EBN)	4	d	0449			0520		0535	0551		0629	0633		0659	0708		0729		
Hampden Park (HMD)	4	d	0453			0524		0539	0555		0633	0637		0703			0733		
Polegate (PLG)		d	0458			0529		0544	0600		0638	0643		0708	0715		0738		
Berwick (BRK)		d				0534		0549	0606		0643	0648		0713	0720		0743		
Glynde (GLY)		d				0539		0554	0612		0649	0654		0719	0726		0749		
Seaford (SEF)		d	0450			0524			0554		0624		0651				0724		
Bishopstone (BIP)		d	0453			0527			0557		0627		0654				0727		
Newhaven Harbour (NVH)		d	0456			0530			0600		0630		0657				0730		
Newhaven Town (NVN)		d	0459			0532			0602		0632		0700				0732		
Southeast (SEE)		d											0704				0737		
Lewes (LWS)	4	a	0507	0511	←	0541	0545	0600	0611	0617	0641	0654	0700	0710	0724	0731	0743	0754	
Lewes (LWS)	4	d	0515	0511		0515	0542	0546	0601	0612	0618	0642	0655	0701	0711	0725	0732	0743	0755
Falmer (FMR)		d	→			0522	0549		0608	0619		0649		0708	0719		0739	0750	
Moulsecoomb (MCB)		d				0526	0553		0612	0623		0653		0713	0723		0743	0754	
London Road (Brighton) (LRB)		d				0529	0556		0615	0626		0656		0725			0746	0757	
Brighton (BTN)	10	a				0533	0559		0618	0629		0659		0718	0729		0749	0800	
Cooksbridge (CBR)		d							0623					0730					
Plumpton (PMP)		d	0520				0554		0629			0703						0803	
Wivelsfield (WVF)	4	a					0601		0637			0711		0741				0811	
Haywards Heath (HHE)	3	a	0532				0606	0614d	0643			0716		0746				0816	
Three Bridges (TBD)	4	a	0544					0622	0656										
Gatwick Airport (GTW)	← 10	a	0549					0627	0701			0728		0758				0828	
East Croydon (ECR)	10	a	0605					0642	0718			0748		0818				0848	
Clapham Junction (CLJ)	10	a	0617					0652	0728			0758		0828				0858	
London Victoria (VIC)	↻ 10	a	0624					0659	0736			0806		0836				0906	

NOTES (see introductory pages for explanation of train operator codes and standard symbols)

- a Arrival time
- d Departure time
- A Also calls at Selhurst 0609
- B Change at Hampden Park for stations towards Brighton
- C Change at Hampden Park for stations towards London Victoria

Ashford, Hastings, Eastbourne, Seaford and Lewes to Brighton, Gatwick Airport, Croydon and London

Mondays to Fridays

Operator	SN	SN	SN	SN	SN	SN	SN	SN	SN	SN	SN	SN	SN	SN	SN	SN	SN
Days of operation/Notes 1st Class/Reservations/Bus/Ferry	C			□	□		□	C			□	B	□		□	□	□
Ashford International (AFK)	6	d	0613							0721							
Ham Street (HMT)		d	0622							0729							
Appledore (Kent) (APD)		d	0627							0734							
Rye (RYE)		a	0636							0743							
Rye (RYE)		d	0639							0745							
Winchelsea (WSE)		d	0643							0749							
Doleham (DLH)		d	0649							0755							
Three Oaks (TOK)		d	0654							0759							
Ore (ORE)		d	0703c		0711	0732				0805		0822	0836				
Hastings (HGS)	4	a	0706		0714	0735				0808		0825	0839				
Hastings (HGS)	4	d	0653	0709	0715	0736		0755	0809		0826	0840		0853			
St Leonards Warrior Sq (SLQ)	4	d	0656	0712	0718	0739		0758	0812		0829	0843		0856			
Bexhill (BEX)	4	d	0702	0720	0726	0746		0805	0820		0837	0850		0903			
Collington (CLL)		d	0705	0722	0729			0808	0822		0839			0906			
Cooden Beach (COB)		d	0709	0725	0732			0811	0826		0842			0909			
Normans Bay (NSB)		d	0713					0815						0913			
Pevensey Bay (PEB)		d						0818						0916			
Pevensey & Westham (PEV)		d	0718	0732	0739			0821	0832		0849			0919			
Hampden Park (HMD)	4	d	0723	0738				0826	0838		0854			0924			
Eastbourne (EBN)	4	a	0727	0743	0747	0801		0830	0843		0858	0908		0928			←
Eastbourne (EBN)	4	d	0736		0759	0806		0833	0836		0855	0905	0914		0936	0933	0936
Hampden Park (HMD)	4	d	0740		0803	0810		0837	0840		0859			→	0937	0940	
Polegate (PLG)		d	0745		0809	0815		0842	0846		0904	0912	0921		0942	0946	
Berwick (BRK)		d	0750			0820			0851		0909						0951
Glynde (GLY)		d	0756			0825			0857		0914						0957
Seaford (SEF)		d			0753			0824			0853			0924			
Bishopstone (BIP)		d			0756			0827			0856			0927			
Newhaven Harbour (NVH)		d			0759			0830			0859			0930			
Newhaven Town (NVN)		d			0801			0832			0901			0932			
Southeast (SEE)		d			0806			0837			0906						
Lewes (LWS)	4	a	0801		0812	0821	0831	0843	0854	0902	0912	0920	0925	0933	0941		0954 1002
Lewes (LWS)	4	d	0802		0812	0822	0832	0843	0855	0903	0912	0922	0925	0934	0942		0955 1003
Falmer (FMR)		d	0809		0819		0839	0850		0910	0919	0929		0941	0949		1010
Moulsecoomb (MCB)		d	0813		0823		0843	0854		0914	0923	0933			0953		
London Road (Brighton) (LRB)		d	0816		0826		0845	0857			0926	0936			0956		
Brighton (BTN)	10	a	0819		0829		0849	0900		0919	0929	0939		0948	0959		1017
Cooksbridge (CBR)		d				0827			0900								1000
Plumpton (PMP)		d				0833							0933				
Wivelsfield (WVF)	4	a				0841			0911				0941				1011
Haywards Heath (HHE)	3	a				0846			0916				0946				1016
Three Bridges (TBD)	4	a															
Gatwick Airport (GTW)	← 10	a				0858			0928				0958				1028
East Croydon (ECR)	10	a				0918			0948				1018				1048
Clapham Junction (CLJ)	10	a				0928			0958				1030				1058
London Victoria (VIC)	← 10	a				0936			1006				1037				1106

NOTES (see introductory pages for explanation of train operator codes and standard symbols)

- a Arrival time
- d Departure time
- c Arrives 3 minutes earlier

- B Change at Hampden Park for stations towards Brighton
- C Change at Hampden Park for stations towards London Victoria

Ashford, Hastings, Eastbourne, Seaford and Lewes to Brighton, Gatwick Airport, Croydon and London

Mondays to Fridays

Operator Days of operation/Notes 1st Class/Reservations/Bus/Ferry	SN	SN	SN	SN	SN	SN	SN	SN	SN	SN	SN	SN	SN	SN	SN	SN	SN	
			□	□		□	□			□	□		□	□			□	
Ashford International (AFK) 6 d	0824								0924							1024		
Ham Street (HMT) d	0832								0932							1032		
Appledore (Kent) (APD) d	0837								0937							1037		
Rye (RYE) a	0846								0946							1046		
Rye (RYE) d	0848								0948							1048		
Winchelsea (WSE) d	0852								0952							1052		
Doleham (DLH) d	0859																	
Three Oaks (TOK) d	0902								1000							1100		
Ore (ORE) d	0908				0921		0953		1007			1021		1052		1107		
Hastings (HGS) 4 a	0912				0924		0956		1010			1025		1055		1110		
Hastings (HGS) 4 d	0912				0925		0957		1011			1025		1056		1111		
St Leonards Warrior Sq (SLQ) 4 d	0916				0929		1000		1014			1029		1100		1114		
Bexhill (BEX) 4 d	0923				0936		1007		1022			1036		1107		1122		
Collington (CLL) d	0926				0938				1024			1038				1124		
Cooden Beach (COB) d	0929				0941				1027			1041				1127		
Normans Bay (NSB) d					0945							1045						
Pevensy Bay (PEB) d																		
Pevensy & Westham (PEV) d	0935				0950				1034			1050				1134		
Hampden Park (HMD) 4 d	0941				0954		1019		1039			1054		1119		1139		
Eastbourne (EBN) 4 a	0946				0959		1024		1045			1059		1124		1145		
Eastbourne (EBN) 4 d				0955	1005		1030	1033			1055	1105		1130	1133			1155
Hampden Park (HMD) 4 d				0959				1037			1059				1137			1159
Polegate (PLG) d				1004	1012		1037	1042			1104	1112		1137	1142			1204
Berwick (BRK) d				1009							1109							1209
Glynde (GLY) d				1014							1114							1214
Seaford (SEF) d		0953				1024					1053			1124				1153
Bishopstone (BIP) d		0956				1027					1056			1127				1156
Newhaven Harbour (NVH) d						1030								1130				
Newhaven Town (NVN) d		1001				1032					1101			1132				1201
Southeast (SEE) d		1005									1105							1205
Lewes (LWS) 4 a		1011	1020	1025	1041	1050	1054			1111	1120	1125	1141	1150	1154			1211 1220
Lewes (LWS) 4 d		1012	1022	1025	1042	1052	1055			1112	1122	1125	1142	1152	1155			1212 1222
Falmer (FMR) d		1019	1029		1049	1059				1119	1129		1149	1159				1219 1229
Moulsecoomb (MCB) d		1023	1033		1053					1123	1133		1153					1223 1233
London Road (Brighton) (LRB) d		1026	1036		1056					1126	1136		1156					1226 1236
Brighton (BTN) 10 a		1029	1039		1059	1109				1129	1139		1159	1209				1229 1239
Cooksbridge (CBR) d								1100								1200		
Plumpton (PMP) d					1033							1133						
Wivelsfield (WVF) 4 a					1041			1111				1141			1211			
Haywards Heath (HHE) 3 a					1046			1116				1146			1216			
Three Bridges (TBD) 4 a																		
Gatwick Airport (GTW) 10 a					1058			1128				1158			1228			
East Croydon (ECR) a					1118			1148				1218			1248			
Clapham Junction (CLJ) 10 a					1128			1158				1228			1258			
London Victoria (VIC) 10 a					1136			1206				1236			1306			

NOTES (see introductory pages for explanation of train operator codes and standard symbols)

a Arrival time
d Departure time

B Change at Hampden Park for stations towards Brighton

Ashford, Hastings, Eastbourne, Seaford and Lewes to Brighton, Gatwick Airport, Croydon and London

Mondays to Fridays

Operator Days of operation/Notes 1st Class/Reservations/Bus/Ferry	SN B □	SN □	SN □	SN □	SN □	SN □	SN □	SN B □	SN □	SN □	SN □	SN □	SN □	SN □	SN B □	SN □	SN □	
Ashford International (AFK)	6 d				1124									1224				
Ham Street (HMT)	d				1132									1232				
Appledore (Kent) (APD)	d				1137									1237				
Rye (RYE)	a				1146									1246				
Rye (RYE)	d				1148									1248				
Winchelsea (WSE)	d				1152									1252				
Doleham (DLH)	d																	
Three Oaks (TOK)	d				1200									1300				
Ore (ORE)	d	1121		1152	1207			1221		1252				1307		1321	1352	
Hastings (HGS)	4 a	1125		1155	1210			1224		1255				1310		1324	1355	
Hastings (HGS)	4 d	1125		1156	1211			1225		1256				1311		1325	1356	
St Leonards Warrior Sq (SLQ)	4 d	1129		1200	1214			1229		1300				1314		1329	1400	
Bexhill (BEX)	4 d	1136		1207	1222			1236		1307				1322		1336	1407	
Collington (CLL)	d	1138			1224			1238						1324		1338		
Cooden Beach (COB)	d	1141			1227			1241						1327		1341		
Normans Bay (NSB)	d	1145						1245								1345		
Pevensey Bay (PEB)	d																	
Pevensey & Westham (PEV)	d	1150			1234			1250						1334		1350		
Hampden Park (HMD)	4 d	1154		1219	1239			1254		1319				1339		1354	1419	
Eastbourne (EBN)	4 a	1159		1224	1245			1259		1324				1345		1359	1424	
Eastbourne (EBN)	4 d	1205		1230	1233			1255	1305		1330	1333			1355	1405	1430	
Hampden Park (HMD)	4 d				1237			1259				1337			1359			
Polegate (PLG)	d	1212		1237	1242			1304	1312		1337	1342			1404	1412	1437	
Berwick (BRK)	d							1309							1409			
Glynde (GLY)	d							1314							1414			
Seaford (SEF)	d		1224							1324				1353			1424	
Bishopstone (BIP)	d		1227							1327				1356			1427	
Newhaven Harbour (NVH)	d		1230			1258				1330							1430	
Newhaven Town (NVN)	d		1232			1300				1332				1401			1432	
Southeast (SEE)	d					1305								1405				
Lewes (LWS)	4 a	1225	1241	1250	1254	1311	1320	1325	1341	1350	1354			1411	1420	1425	1441	1450
Lewes (LWS)	4 d	1225	1242	1252	1255	1312	1322	1325	1342	1352	1355			1412	1422	1425	1442	1452
Falmer (FMR)	d		1249	1259		1319	1329		1349	1359				1419	1429		1449	1459
Moulsecroomb (MCB)	d		1253			1323	1333		1353					1423	1433		1453	
London Road (Brighton) (LRB)	d		1256			1326	1336		1356					1426	1436		1456	
Brighton (BTN)	10 a		1259	1309		1329	1339		1359	1409				1429	1439		1459	1509
Cooksbridge (CBR)	d				1300								1400					
Plumpton (PMP)	d	1233						1333								1433		
Wivelsfield (WVF)	4 a	1241			1311			1341				1411				1441		
Haywards Heath (HHE)	3 a	1246			1316			1346				1416				1446		
Three Bridges (TBD)	4 a																	
Gatwick Airport (GTW)	10 a	1258			1328			1358				1428				1458		
East Croydon (ECR)	a	1318			1348			1418				1448				1518		
Clapham Junction (CLJ)	10 a	1328			1358			1428				1458				1528		
London Victoria (VIC)	10 a	1336			1406			1436				1506				1536		

NOTES (see introductory pages for explanation of train operator codes and standard symbols)

a Arrival time
d Departure time

B Change at Hampden Park for stations towards Brighton

Ashford, Hastings, Eastbourne, Seaford and Lewes to Brighton, Gatwick Airport, Croydon and London

Mondays to Fridays

Operator Days of operation/Notes 1st Class/Reservations/Bus/Ferry	SN □	SN	SN	SN □	SN B □	SN	SN □	SN □	SN	SN	SN □	SN B □	SN	SN □	SN C □	SN	SN	
Ashford International (AFK)	6 d		1324										1424				1524	
Ham Street (HMT)	d		1332										1432				1532	
Appledore (Kent) (APD)	d		1337										1437				1537	
Rye (RYE)	a		1346										1446				1546	
Rye (RYE)	d		1348										1448				1548	
Winchelsea (WSE)	d		1352										1452				1552	
Doleham (DLH)	d																	
Three Oaks (TOK)	d		1400										1500				1600	
Ore (ORE)	d		1407			1421			1452	1507		1521			1552	1607		
Hastings (HGS)	4 a		1410			1424			1455	1510		1524			1555	1610		
Hastings (HGS)	4 d		1411			1425			1456	1511		1525			1556	1611		
St Leonards Warrior Sq (SLQ)	4 d		1414			1429			1459	1514		1529			1559	1614		
Bexhill (BEX)	4 d		1422			1436			1506	1522		1536			1606	1622		
Collington (CLL)	d		1424			1438			1509	1524		1538			1609	1624		
Cooden Beach (COB)	d		1427			1441			1512	1527		1541			1612	1627		
Normans Bay (NSB)	d					1445			1516			1545			1616			
Pevensey Bay (PEB)	d								1519						1619			
Pevensey & Westham (PEV)	d		1434			1450			1522	1534		1550			1622	1634		
Hampden Park (HMD)	4 d		1439			1454			1526	1539		1554			1626	1639		
Eastbourne (EBN)	4 a		1445			1459			1531	1545		1559			1631	1645		
Eastbourne (EBN)	4 d	1433			1455	1505		1533	1537			1555	1605		1633	1637		
Hampden Park (HMD)	4 d	1437			1459			1537	1541			1559			1637	1641		
Polegate (PLG)	d	1442			1504	1512		1542	1546			1604	1612		1642	1646		
Berwick (BRK)	d				1509							1609						
Glynde (GLY)	d				1514							1614						
Seaford (SEF)	d			1453				1524				1553			1624			1653
Bishopstone (BIP)	d			1456				1527				1556			1627			1656
Newhaven Harbour (NVH)	d							1530				1559			1630			1659
Newhaven Town (NVN)	d			1501				1532				1601			1632			1701
Southeast (SEE)	d			1505								1606						1706
Lewes (LWS)	4 a	1454		1511	1520	1525	1541	1554	1559			1612	1620	1625	1641	1654	1659	1712
Lewes (LWS)	4 d	1455		1512	1522	1525	1542	1555	1600			1612	1622	1625	1642	1655	1700	1712
Falmer (FMR)	d			1519	1529		1549		1607			1619	1629		1649		1707	1719
Moulsecoomb (MCB)	d			1523	1533		1553		1611			1623	1633		1653			1723
London Road (Brighton) (LRB)	d			1526	1536		1556		1614			1626	1636		1656			1726
Brighton (BTN)	10 a			1529	1539		1559		1617			1629	1639		1659		1714	1729
Cooksbridge (CBR)	d	1500						1600							1700			
Plumpton (PMP)	d					1533						1633						
Wivelsfield (WVF)	4 a	1511				1541		1611				1641			1711			
Haywards Heath (HHE)	3 a	1516				1546		1616				1646			1716			
Three Bridges (TBD)	4 a																	
Gatwick Airport (GTW)	10 a	1528				1558		1628				1658			1728			
East Croydon (ECR)	a	1548				1618		1648				1718			1748			
Clapham Junction (CLJ)	10 a	1558				1628		1658				1728			1758			
London Victoria (VIC)	10 a	1606				1638		1706				1736			1806			

NOTES (see introductory pages for explanation of train operator codes and standard symbols)

a Arrival time
d Departure time

B Change at Hampden Park for stations towards Brighton
C Change at Hampden Park for stations towards London Victoria

Ashford, Hastings, Eastbourne, Seaford and Lewes to Brighton, Gatwick Airport, Croydon and London

Mondays to Fridays

Operator Days of operation/Notes 1st Class/Reservations/Bus/Ferry	SN □	SN B □	SN □	SN □	SN □	SN □	SN □	SN □	SN B □	SN □	SN □	SN □	SN □	SN □	SN □	SN B □	SN □	
Ashford International (AFK)	6	d				1624									1724			
Ham Street (HMT)		d				1632									1732			
Appledore (Kent) (APD)		d				1637									1737			
Rye (RYE)		a				1646									1746			
Rye (RYE)		d				1648									1749			
Winchelsea (WSE)		d				1652									1753			
Doleham (DLH)		d													1759			
Three Oaks (TOK)		d				1700									1803			
Ore (ORE)		d	1621		1652	1707			1721		1752				1809		1821	
Hastings (HGS)	4	a	1624		1655	1710			1724		1755				1812		1825	
Hastings (HGS)	4	d	1625		1656	1711			1725		1756				1813		1825	
St Leonards Warrior Sq (SLQ)	4	d	1629		1659	1714			1729		1759				1816		1829	
Bexhill (BEX)	4	d	1636		1706	1722			1736		1806				1824		1836	
Collington (CLL)		d	1638		1709	1724			1738		1809				1826		1838	
Cooden Beach (COB)		d	1641		1712	1727			1741		1812				1829		1841	
Normans Bay (NSB)		d	1645						1745								1845	
Pevensey Bay (PEB)		d																
Pevensey & Westham (PEV)		d	1650			1734			1750						1836		1850	
Hampden Park (HMD)	4	d	1654		1721	1739			1754		1821				1841		1854	
Eastbourne (EBN)	4	a	1659		1726	1745			1759		1826				1846		1859	
Eastbourne (EBN)	4	d	1655	1705		1730	1733		1755	1805		1830	1833			1855	1905	
Hampden Park (HMD)	4	d	1659			1737			1759				1837			1859		
Polegate (PLG)		d	1704	1712		1737	1742		1804	1812		1838	1842			1905	1912	
Berwick (BRK)		d	1709						1809							1910		
Glynde (GLY)		d	1714						1814							1915		
Seaford (SEF)		d			1724			1754			1824				1853			1924
Bishopstone (BIP)		d			1727			1757			1827				1856			1927
Newhaven Harbour (NVH)		d			1730			1800			1830							1930
Newhaven Town (NVN)		d			1732			1802			1832				1901			1932
Southeast (SEE)		d						1807							1905			
Lewes (LWS)	4	a	1720	1725	1741	1750	1754	1813	1820	1825	1841	1850	1854		1911	1921	1925	1941
Lewes (LWS)	4	d	1722	1725	1742	1752	1755	1813	1822	1825	1842	1852	1855		1912	1922	1925	1942
Falmer (FMR)		d	1729		1749	1759		1820	1829		1849	1859			1919	1929		1949
Moulsecoomb (MCB)		d	1733		1753			1824	1833		1853				1923	1933		1953
London Road (Brighton) (LRB)		d	1736		1756			1827	1836		1856				1926	1936		1956
Brighton (BTN)	10	a	1739		1759	1809		1830	1839		1859	1909			1929	1939		1959
Cooksbridge (CBR)		d				1800							1900					
Plumpton (PMP)		d	1733						1833									1933
Wivelsfield (WVF)	4	a	1741			1811			1841			1911						1941
Haywards Heath (HHE)	3	a	1746			1816			1846			1916						1946
Three Bridges (TBD)	4	a																
Gatwick Airport (GTW)	10	a	1758			1828			1858			1928						1958
East Croydon (ECR)		a	1818			1848			1918			1948						2018
Clapham Junction (CLJ)	10	a	1828			1858			1928			1958						2028
London Victoria (VIC)	10	a	1836			1906			1936			2006						2036

NOTES (see introductory pages for explanation of train operator codes and standard symbols)

a Arrival time
d Departure time

B Change at Hampden Park for stations towards Brighton

Ashford, Hastings, Eastbourne, Seaford and Lewes to Brighton, Gatwick Airport, Croydon and London

Mondays to Fridays

Operator Days of operation/Notes 1st Class/Reservations/Bus/Ferry	SN □	SN □	SN	SN	SN □	SN B □	SN	SN □	SN □	SN	SN	SN □	SN B □	SN	SN □	SN	SN
Ashford International (AFK) 6 d			1824							1924							2024
Ham Street (HMT) d			1832							1932							2032
Appledore (Kent) (APD) d			1837							1937							2037
Rye (RYE) a			1846							1946							2046
Rye (RYE) d			1848							1948							2048
Winchelsea (WSE) d			1852							1952							2052
Doleham (DLH) d																	
Three Oaks (TOK) d			1900							2000							2100
Ore (ORE) d	1852		1907			1921		1955		2007			2021		2052		2107
Hastings (HGS) 4 a	1855		1910			1924		1958		2010			2024		2055		2110
Hastings (HGS) 4 d	1856		1911			1925		1959		2011			2025		2056		2111
St Leonards Warrior Sq (SLQ) 4 d	1859		1914			1929		2002		2014			2029		2100		2114
Bexhill (BEX) 4 d	1906		1922			1936		2009		2022			2036		2107		2122
Collington (CLL) d	1909		1924			1938				2024			2038				2124
Cooden Beach (COB) d	1912		1927			1941				2027			2041				2127
Normans Bay (NSB) d						1945							2045				
Pevensey Bay (PEB) d																	
Pevensey & Westham (PEV) d			1934			1950				2034			2050				2134
Hampden Park (HMD) 4 d	1921		1939			1954		2021		2039			2054		2119		2139
Eastbourne (EBN) 4 a	1926		1945			1959		2026		2045			2059		2124		2145
Eastbourne (EBN) 4 d	1930	1933			1955	2005		2030	2033			2055	2105		2130	2133	
Hampden Park (HMD) 4 d		1937			1959				2037			2059				2137	
Polegate (PLG) d	1937	1942			2004	2012		2037	2042			2104	2112		2137	2142	
Berwick (BRK) d					2009							2109					
Glynde (GLY) d					2014							2114					
Seaford (SEF) d				1953				2024				2053			2124		
Bishopstone (BIP) d				1956				2027				2056			2127		
Newhaven Harbour (NVH) d								2030							2130		
Newhaven Town (NVN) d				2001				2032				2101			2132		
Southeast (SEE) d				2005								2105					
Lewes (LWS) 4 a	1949	1954		2011	2020	2025	2041	2050	2054			2111	2120	2125	2141	2150	2154
Lewes (LWS) 4 d	1952	1955		2012	2022	2025	2042	2052	2055			2112	2122	2125	2142	2152	2155
Falmer (FMR) d	1959			2019	2029		2049	2059				2119	2129		2149	2159	
Moulsecoomb (MCB) d				2023	2033		2053					2123	2133		2153		
London Road (Brighton) (LRB) d				2026	2036		2056					2126	2136		2156		
Brighton (BTN) 10 a	2009			2029	2039		2059	2109				2129	2139		2159	2209	
Cooksbridge (CBR) d		2000							2100								2200
Plumpton (PMP) d						2033							2133				
Wivelsfield (WVF) 4 a		2011				2041			2111				2141				2211
Haywards Heath (HHE) 3 a		2016				2046			2116				2146				2216
Three Bridges (TBD) 4 a																	
Gatwick Airport (GTW) 10 a		2028				2058			2128				2158				2228
East Croydon (ECR) 10 a		2048				2118			2148				2218				2248
Clapham Junction (CLJ) 10 a		2059				2128			2158				2229				2258
London Victoria (VIC) 10 a		2106				2136			2206				2238				2308

NOTES (see introductory pages for explanation of train operator codes and standard symbols)

a Arrival time

d Departure time

B Change at Hampden Park for stations towards Brighton

Ashford, Hastings, Eastbourne, Seaford and Lewes to Brighton, Gatwick Airport, Croydon and London

Mondays to Fridays

Operator Days of operation/Notes 1st Class/Reservations/Bus/Ferry	SN	SN □	SN B □	SN	SN □	SN C □	SN	SN	SN □	SN	SN	SN	SN
Ashford International (AFK)	6	d					2124				2224		2325
Ham Street (HMT)		d					2132				2232		2333
Appledore (Kent) (APD)		d					2137				2237		2338
Rye (RYE)		a					2146				2246		2347
Rye (RYE)		d					2148				2249		2348
Winchelsea (WSE)		d					2152				2253		2352
Doleham (DLH)		d									2300		
Three Oaks (TOK)		d					2200				2304		2359
Ore (ORE)		d					2207			2227	2310		2327 0006
Hastings (HGS)	4	a					2155			2230	2314		2330 0009
Hastings (HGS)	4	d					2125			2156	2211		2331
St Leonards Warrior Sq (SLQ)	4	d					2129			2200	2214		2334
Bexhill (BEX)	4	d					2136			2207	2222		2341
Collington (CLL)		d					2138				2224		2344
Cooden Beach (COB)		d					2141				2227		2347
Normans Bay (NSB)		d					2145				2251		
Pevensy Bay (PEB)		d											
Pevensy & Westham (PEV)		d								2234	2256		2353
Hampden Park (HMD)	4	d					2154			2240	2302		2358
Eastbourne (EBN)	4	a					2159			2227	2245		2306 0003
Eastbourne (EBN)	4	d					2155	2205		2224	2233		2312 0007
Hampden Park (HMD)	4	d					2159			2228			2316 0011
Polegate (PLG)		d					2204	2212		2232	2240		2320 0015
Berwick (BRK)		d					2209						2325
Glynde (GLY)		d					2214						2331
Seaford (SEF)		d								2224			2324 2355
Bishopstone (BIP)		d								2227			2327 2358
Newhaven Harbour (NVH)		d	2158				2230						2330
Newhaven Town (NVN)		d	2200				2232				2301		2332 0002
Southeast (SEE)		d	2205								2305		0007
Lewes (LWS)	4	a	2211	2220	2225	2241	2245	2253		2311	2336	2341	0013 0028
Lewes (LWS)	4	d	2212	2222	2225	2242	2245	2254		2312	2337	2342	0013 0028
Falmer (FMR)		d	2219	2229		2249		2301		2319	2344	2349	0020 0035
Moulsecomb (MCB)		d	2223	2233		2253				2323		2353	0024 0039
London Road (Brighton) (LRB)		d	2226	2236		2256				2326		2356	0027 0042
Brighton (BTN)	10	a	2229	2239		2259		2309		2329	2352	2359	0030 0045
Cooksbridge (CBR)		d				2251							
Plumpton (PMP)		d				2233							
Wivelsfield (WVF)	4	a				2241		2301					
Haywards Heath (HHE)	3	a				2246		2306					
Three Bridges (TBD)	4	a											
Gatwick Airport (GTW)	← 10	a				2258		2326					
East Croydon (ECR)	→ 10	a				2318		2342					
Clapham Junction (CLJ)	10	a				2328		2359					
London Victoria (VIC)	↻ 10	a				2336		0006					

NOTES (see introductory pages for explanation of train operator codes and standard symbols)

a Arrival time
d Departure time

B Change at Hampden Park for stations towards Brighton
C Change at Hampden Park for stations towards London Victoria

Ashford, Hastings, Eastbourne, Seaford and Lewes to Brighton, Gatwick Airport, Croydon and London

Saturdays

Operator Days of operation/Notes 1st Class/Reservations/Bus/Ferry	SN □	SN □	SN □	SN □	SN □	SN □	SN □	SN □	SN □	SN □	SN □	SN □	SN □	SN □	SN □	SN □	SN □
Ashford International (AFK) 6 d																	0624
Ham Street (HMT) d																	0632
Appledore (Kent) (APD) d																	0637
Rye (RYE) a																	0646
Rye (RYE) d																	0648
Winchelsea (WSE) d																	0652
Doleham (DLH) d																	0658
Three Oaks (TOK) d																	0702
Ore (ORE) d												0621		0652			0708
Hastings (HGS) 4 a												0624		0655			0711
Hastings (HGS) 4 d							0555					0625		0656			0712
St Leonards Warrior Sq (SLQ) 4 d							0558					0629		0700			0715
Bexhill (BEX) 4 d							0605					0636		0707			0723
Collington (CLL) d							0608					0638					0725
Cooden Beach (COB) d							0611					0641					0728
Normans Bay (NSB) d												0645					
Pevensey Bay (PEB) d																	
Pevensey & Westham (PEV) d							0617					0650					0735
Hampden Park (HMD) 4 d							0622					0654		0719			0740
Eastbourne (EBN) 4 a							0626					0659		0724			0745
Eastbourne (EBN) 4 d	0456		0520	0539	0603		0630	0633		0655	0705		0730	0733			0755
Hampden Park (HMD) 4 d	0500		0524	0543	0607			0637		0659				0737			0759
Polegate (PLG) d	0504		0529	0548	0612		0638	0642		0704	0712		0738	0742			0804
Berwick (BRK) d				0553						0709							0809
Glynde (GLY) d				0558						0714							0814
Seaford (SEF) d		0505				0624				0653			0724				0753
Bishopstone (BIP) d		0508				0627				0656			0727				0756
Newhaven Harbour (NVH) d		0511				0630							0730				
Newhaven Town (NVN) d		0513				0633				0701			0732				0801
Southeast (SEE) d										0705							0805
Lewes (LWS) 4 a	0517	0522	0542	0604	0624	0642	0650	0654	0712	0720	0725	0741	0750	0754			0812
Lewes (LWS) 4 d	0517	0527	0544	0604	0625	0643	0652	0655	0712	0722	0725	0742	0752	0755			0812
Falmer (FMR) d		0534		0611		0650	0659		0719	0729		0749	0759				0819
Moulsecoomb (MCB) d		0538		0615		0654			0723	0733		0753					0823
London Road (Brighton) (LRB) d		0541		0618					0726	0736		0756					0826
Brighton (BTN) 10 a		0544		0621		0700	0709		0729	0739		0759	0809				0829
Cooksbridge (CBR) d								0700								0800	
Plumpton (PMP) d			0553		0633							0733					
Wivelsfield (WVF) 4 a			0600		0641				0711			0741				0811	
Haywards Heath (HHE) 3 a	0534		0605		0646				0716			0746				0816	
Three Bridges (TBD) 4 a	0544		0621		0655												
Gatwick Airport (GTW) 10 a	← 0549		0626		0700			0728				0758				0828	
East Croydon (ECR) 10 a	0604		0641		0718			0748				0818				0848	
Clapham Junction (CLJ) 10 a	0614		0651		0728			0758				0828				0858	
London Victoria (VIC) 10 a	0623		0658		0738			0806				0836				0906	

NOTES (see introductory pages for explanation of train operator codes and standard symbols)

a Arrival time
d Departure time

A Change at Hampden Park for stations towards Brighton

Ashford, Hastings, Eastbourne, Seaford and Lewes to Brighton, Gatwick Airport, Croydon and London

Saturdays

Operator	SN	SN	SN	SN	SN	SN	SN	SN	SN	SN	SN	SN	SN	SN	SN	SN	SN	
Days of operation/Notes 1st Class/Reservations/Bus/Ferry	A							A							A			
	□	□	□	□	□	□	□	□	□	□	□	□	□	□	□	□	□	
Ashford International (AFK) 6 d					0724									0824				
Ham Street (HMT) d					0732									0832				
Appledore (Kent) (APD) d					0737									0837				
Rye (RYE) a					0746									0846				
Rye (RYE) d					0748									0848				
Winchelsea (WSE) d					0752									0852				
Doleham (DLH) d																		
Three Oaks (TOK) d					0801									0900				
Ore (ORE) d	0721		0752		0807			0821		0852				0907		0921	0952	
Hastings (HGS) 4 a	0724		0755		0811			0824		0855				0910		0924	0955	
Hastings (HGS) 4 d	0725		0756		0811			0825		0856				0911		0925	0956	
St Leonards Warrior Sq (SLQ) 4 d	0729		0800		0815			0829		0900				0914		0929	1000	
Bexhill (BEX) 4 d	0736		0807		0822			0836		0907				0922		0936	1007	
Collington (CLL) d	0738		0809		0825			0838		0909				0924		0938	1009	
Cooden Beach (COB) d	0741		0812		0828			0841		0912				0927		0941	1012	
Normans Bay (NSB) d	0745							0845								0945		
Pevensey Bay (PEB) d																		
Pevensey & Westham (PEV) d	0750				0834			0850						0934		0950		
Hampden Park (HMD) 4 d	0754		0822		0840			0854		0922				0939		0954	1022	
Eastbourne (EBN) 4 a	0759		0826		0845			0859		0926				0945		0959	1026	
Eastbourne (EBN) 4 d	0805		0830	0833			0855	0905		0930	0933			0955	1005		1030	
Hampden Park (HMD) 4 d				0837			0859			0937				0959				
Polegate (PLG) d	0812		0838	0842			0904	0912		0937	0942			1004	1012		1037	
Berwick (BRK) d							0909							1009				
Glynde (GLY) d							0914							1014				
Seaford (SEF) d		0824			0853					0924				0953			1024	
Bishopstone (BIP) d		0827			0856					0927				0956			1027	
Newhaven Harbour (NVH) d		0830								0930							1030	
Newhaven Town (NVN) d		0832			0901					0932				1001			1032	
Southeast (SEE) d					0905									1005				
Lewes (LWS) 4 a	0825	0841	0850	0854		0912	0920	0925	0941	0950	0954			1012	1020	1025	1041	1050
Lewes (LWS) 4 d	0825	0842	0852	0855		0912	0922	0925	0942	0952	0955			1012	1022	1025	1042	1052
Falmer (FMR) d		0849	0859			0919	0929		0949	0959				1019	1029		1049	1059
Moulsecomb (MCB) d		0853				0923	0933		0953					1023	1033		1053	
London Road (Brighton) (LRB) d		0856				0926	0936		0956					1026	1036		1056	
Brighton (BTN) 10 a		0859	0909			0929	0939		0959	1009				1029	1039		1059	1109
Cooksbridge (CBR) d				0900										1000				
Plumpton (PMP) d	0833								0933							1033		
Wivelsfield (WVF) 4 a	0841			0911					0941					1011		1041		
Haywards Heath (HHE) 3 a	0846			0916					0946					1016		1046		
Three Bridges (TBD) 4 a																		
Gatwick Airport (GTW) 10 a	0858			0928					0958					1028		1058		
East Croydon (ECR) 10 a	0918			0948					1018					1048		1118		
Clapham Junction (CLJ) 10 a	0928			0958					1028					1058		1128		
London Victoria (VIC) 10 a	0936			1006					1036					1106		1136		

NOTES (see introductory pages for explanation of train operator codes and standard symbols)

a Arrival time
d Departure time

A Change at Hampden Park for stations towards Brighton

Ashford, Hastings, Eastbourne, Seaford and Lewes to Brighton, Gatwick Airport, Croydon and London

Saturdays

Operator Days of operation/Notes 1st Class/Reservations/Bus/Ferry	SN □	SN	SN	SN □	SN A □	SN	SN □	SN □	SN	SN	SN □	SN A □	SN	SN □	SN □	SN	SN
Ashford International (AFK)	6 d		0924														1124
Ham Street (HMT)	d		0932														1132
Appledore (Kent) (APD)	d		0937														1137
Rye (RYE)	a		0946														1146
Rye (RYE)	d		0948														1148
Winchelsea (WSE)	d		0952														1152
Doleham (DLH)	d																
Three Oaks (TOK)	d		1000														1200
Ore (ORE)	d		1007			1021		1052				1121		1152			1207
Hastings (HGS)	4 a		1010			1024		1055				1124		1155			1210
Hastings (HGS)	4 d		1011			1025		1056				1125		1156			1211
St Leonards Warrior Sq (SLQ)	4 d		1014			1029		1100				1129		1200			1214
Bexhill (BEX)	4 d		1022			1036		1107				1136		1207			1222
Collington (CLL)	d		1024			1038						1138					1224
Cooden Beach (COB)	d		1027			1041						1141					1227
Normans Bay (NSB)	d					1045						1145					
Pevensey Bay (PEB)	d																
Pevensey & Westham (PEV)	d		1034			1050				1134		1150					1234
Hampden Park (HMD)	4 d		1039			1054		1119		1139		1154		1219			1239
Eastbourne (EBN)	4 a		1045			1059		1124		1145		1159		1224			1245
Eastbourne (EBN)	4 d	1033			1055	1105		1130	1133			1155	1205		1230	1233	
Hampden Park (HMD)	4 d	1037			1059				1137			1159				1237	
Polegate (PLG)	d	1042			1104	1112		1137	1142			1204	1212		1237	1242	
Berwick (BRK)	d				1109							1209					
Glynde (GLY)	d				1114							1214					
Seaford (SEF)	d			1053				1124				1153		1224			1253
Bishopstone (BIP)	d			1056				1127				1156		1227			1256
Newhaven Harbour (NVH)	d							1130						1230			
Newhaven Town (NVN)	d			1101				1132				1201		1232			1301
Southeast (SEE)	d			1105								1205					1305
Lewes (LWS)	4 a	1054		1112	1120	1125	1141	1150	1154			1212	1220	1225	1241	1250	1254
Lewes (LWS)	4 d	1055		1112	1122	1125	1142	1152	1155			1212	1222	1225	1242	1252	1255
Falmer (FMR)	d			1119	1129		1149	1159				1219	1229		1249	1259	
Moulsecoomb (MCB)	d			1123	1133		1153					1223	1233		1253		1323
London Road (Brighton) (LRB)	d			1126	1136		1156					1226	1236		1256		1326
Brighton (BTN)	10 a			1129	1139		1159	1209				1229	1239		1259	1309	
Cooksbridge (CBR)	d	1100							1200								1300
Plumpton (PMP)	d					1133						1233					
Wivelsfield (WVF)	4 a	1111				1141			1211			1241				1311	
Haywards Heath (HHE)	3 a	1116				1146			1216			1246				1316	
Three Bridges (TBD)	4 a																
Gatwick Airport (GTW)	10 a	1128				1158			1228			1258				1328	
East Croydon (ECR)	a	1148				1218			1248			1318				1348	
Clapham Junction (CLJ)	10 a	1158				1228			1258			1329				1358	
London Victoria (VIC)	10 a	1206				1236			1306			1336				1406	

NOTES (see introductory pages for explanation of train operator codes and standard symbols)

a Arrival time
d Departure time

A Change at Hampden Park for stations towards Brighton

Ashford, Hastings, Eastbourne, Seaford and Lewes to Brighton, Gatwick Airport, Croydon and London

Saturdays

Operator Days of operation/Notes 1st Class/Reservations/Bus/Ferry	SN □	SN A □	SN □	SN □	SN □	SN □	SN □	SN □	SN A □	SN □	SN □	SN □	SN □	SN □	SN □	SN A □	SN □	
Ashford International (AFK) 6 d						1224									1324			
Ham Street (HMT) d						1232									1332			
Appledore (Kent) (APD) d						1237									1337			
Rye (RYE) a						1246									1346			
Rye (RYE) d						1248									1348			
Winchelsea (WSE) d						1252									1352			
Doleham (DLH) d																		
Three Oaks (TOK) d						1300									1400			
Ore (ORE) d		1221		1252		1307			1321		1352				1407		1421	
Hastings (HGS) 4 a		1224		1255		1310			1324		1355				1410		1424	
Hastings (HGS) 4 d		1225		1256		1311			1325		1356				1411		1425	
St Leonards Warrior Sq (SLQ) 4 d		1229		1300		1314			1329		1400				1414		1429	
Bexhill (BEX) 4 d		1236		1307		1322			1336		1407				1422		1436	
Collington (CLL) d		1238				1324			1338						1424		1438	
Cooden Beach (COB) d		1241				1327			1341						1427		1441	
Normans Bay (NSB) d		1245							1345								1445	
Pevensey Bay (PEB) d																		
Pevensey & Westham (PEV) d		1250				1334			1350						1434		1450	
Hampden Park (HMD) 4 d		1254		1319		1339			1354		1422				1439		1454	
Eastbourne (EBN) 4 a		1259		1324		1345			1359		1426				1445		1459	
Eastbourne (EBN) 4 d	1255	1305		1330	1333			1355	1405		1430	1433			1455	1505		
Hampden Park (HMD) 4 d	1259				1337			1359				1437			1459			
Polegate (PLG) d	1304	1312		1337	1342			1404	1412		1437	1442			1504	1512		
Berwick (BRK) d	1309							1409							1509			
Glynde (GLY) d	1314							1414							1514			
Seaford (SEF) d			1324				1353				1424				1453		1524	
Bishopstone (BIP) d			1327				1356				1427				1456		1527	
Newhaven Harbour (NVH) d			1330								1430						1530	
Newhaven Town (NVN) d			1332					1401			1432				1501		1532	
Southeast (SEE) d								1405							1505			
Lewes (LWS) 4 a	1320	1325	1341	1350	1354		1412	1420	1425	1441	1450	1454			1512	1520	1525	1541
Lewes (LWS) 4 d	1322	1325	1342	1352	1355		1412	1422	1425	1442	1452	1455			1512	1522	1525	1542
Falmer (FMR) d	1329		1349	1359			1419	1429		1449	1459				1519	1529		1549
Moulsecoomb (MCB) d	1333		1353				1423	1433		1453					1523	1533		1553
London Road (Brighton) (LRB) d	1336		1356				1426	1436		1456					1526	1536		1556
Brighton (BTN) 10 a	1339		1359	1409			1429	1439		1459	1509				1529	1539		1559
Cooksbridge (CBR) d					1400								1500					
Plumpton (PMP) d		1333							1433									1533
Wivelsfield (WVF) 4 a		1341			1411				1441			1511						1541
Haywards Heath (HHE) 3 a		1346			1416				1446			1516						1546
Three Bridges (TBD) 4 a																		
Gatwick Airport (GTW) 10 a		1358			1428				1458			1528						1558
East Croydon (ECR) a		1418			1448				1518			1548						1618
Clapham Junction (CLJ) 10 a		1428			1458				1528			1558						1628
London Victoria (VIC) 10 a		1436			1506				1536			1606						1636

NOTES (see introductory pages for explanation of train operator codes and standard symbols)

- a Arrival time
- d Departure time

A Change at Hampden Park for stations towards Brighton

Ashford, Hastings, Eastbourne, Seaford and Lewes to Brighton, Gatwick Airport, Croydon and London

Saturdays

Operator Days of operation/Notes 1st Class/Reservations/Bus/Ferry	SN □	SN □	SN	SN	SN □	SN A □	SN	SN □	SN □	SN	SN	SN □	SN A □	SN □	SN □	SN	SN
Ashford International (AFK) 6 d			1424							1524							1624
Ham Street (HMT) d			1432							1532							1632
Appledore (Kent) (APD) d			1437							1537							1637
Rye (RYE) a			1446							1546							1646
Rye (RYE) d			1448							1548							1648
Winchelsea (WSE) d			1452							1552							1652
Doleham (DLH) d																	
Three Oaks (TOK) d			1500							1600							1700
Ore (ORE) d	1451		1507			1521		1551		1607			1621		1651		1707
Hastings (HGS) 4 a	1454		1510			1524		1554		1610			1624		1654		1710
Hastings (HGS) 4 d	1455		1511			1525		1555		1611			1625		1655		1711
St Leonards Warrior Sq (SLQ) 4 d	1459		1514			1529		1559		1614			1629		1659		1714
Bexhill (BEX) 4 d	1506		1522			1536		1606		1622			1636		1706		1722
Collington (CLL) d	1508		1524			1538		1608		1624			1638		1708		1724
Cooden Beach (COB) d	1511		1527			1541		1611		1627			1641		1711		1727
Normans Bay (NSB) d						1545							1645				
Pevensey Bay (PEB) d																	
Pevensey & Westham (PEV) d			1534			1550				1634			1650				1734
Hampden Park (HMD) 4 d	1521		1539			1554		1621		1639			1654		1721		1739
Eastbourne (EBN) 4 a	1525		1545			1559		1625		1645			1659		1725		1745
Eastbourne (EBN) 4 d	1530	1533			1555	1605		1630	1633			1655	1705		1730	1733	
Hampden Park (HMD) 4 d		1537			1559			1637	1637			1659			1737	1737	
Polegate (PLG) d	1537	1542			1604	1612		1637	1642			1704	1712		1737	1742	
Berwick (BRK) d					1609							1709					
Glynde (GLY) d					1614							1714					
Seaford (SEF) d				1553				1624				1653			1724		
Bishopstone (BIP) d				1556				1627				1656			1727		
Newhaven Harbour (NVH) d								1630							1730		
Newhaven Town (NVN) d				1601				1632				1701			1732		
Southeast (SEE) d				1605								1705					
Lewes (LWS) 4 a	1550	1554		1612	1620	1625	1641	1650	1654			1712	1720	1725	1741	1750	1754
Lewes (LWS) 4 d	1552	1555		1612	1622	1625	1642	1652	1655			1712	1722	1725	1742	1752	1755
Falmer (FMR) d	1559			1619	1629		1649	1659				1719	1729		1749	1759	
Moulsecoomb (MCB) d				1623	1633		1653					1723	1733		1753		
London Road (Brighton) (LRB) d				1626	1636		1656					1726	1736		1756		
Brighton (BTN) 10 a	1609			1629	1639		1659	1709				1729	1739		1759	1809	
Cooksbridge (CBR) d		1600								1700							1800
Plumpton (PMP) d						1633							1733				
Wivelsfield (WVF) 4 a		1611				1641			1711				1741				1811
Haywards Heath (HHE) 3 a		1616				1646			1716				1746				1816
Three Bridges (TBD) 4 a																	
Gatwick Airport (GTW) 10 a		1628				1658			1728				1758				1828
East Croydon (ECR) 10 a		1648				1718			1748				1818				1848
Clapham Junction (CLJ) 10 a		1658				1728			1758				1828				1858
London Victoria (VIC) 10 a		1706				1736			1806				1836				1906

NOTES (see introductory pages for explanation of train operator codes and standard symbols)

a Arrival time
d Departure time

A Change at Hampden Park for stations towards Brighton

Ashford, Hastings, Eastbourne, Seaford and Lewes to Brighton, Gatwick Airport, Croydon and London

Saturdays

Operator Days of operation/Notes 1st Class/Reservations/Bus/Ferry	SN	SN □	SN A □	SN	SN □	SN □	SN	SN	SN □	SN A □	SN	SN □	SN □	SN	SN	SN □	SN A □
Ashford International (AFK) 6 d							1724							1824			
Ham Street (HMT) d							1732							1832			
Appledore (Kent) (APD) d							1737							1837			
Rye (RYE) a							1746							1846			
Rye (RYE) d							1748							1848			
Winchelsea (WSE) d							1752							1852			
Doleham (DLH) d																	
Three Oaks (TOK) d							1800							1900			
Ore (ORE) d			1721		1751		1807			1821		1851		1907			1921
Hastings (HGS) 4 a			1724		1754		1810			1824		1854		1910			1924
Hastings (HGS) 4 d			1725		1755		1811			1825		1855		1911			1925
St Leonards Warrior Sq (SLQ) 4 d			1729		1759		1814			1829		1859		1914			1929
Bexhill (BEX) 4 d			1736		1806		1822			1836		1906		1922			1936
Collington (CLL) d			1738		1808		1824			1838		1908		1924			1938
Cooden Beach (COB) d			1741		1811		1827			1841		1911		1927			1941
Normans Bay (NSB) d			1745							1845							1945
Pevensey Bay (PEB) d																	
Pevensey & Westham (PEV) d			1750				1834			1850				1934			1950
Hampden Park (HMD) 4 d			1754		1821		1839			1854		1921		1939			1954
Eastbourne (EBN) 4 a			1759		1825		1845			1859		1925		1945			1959
Eastbourne (EBN) 4 d		1755	1805		1830	1833			1855	1905		1930	1933			1955	2005
Hampden Park (HMD) 4 d		1759			1837	1837			1859			1937				1959	
Polegate (PLG) d		1804	1812		1837	1842			1904	1912		1937	1942			2004	2012
Berwick (BRK) d		1809							1909							2009	
Glynde (GLY) d		1814							1914							2014	
Seaford (SEF) d	1753			1824				1853			1924			1953			
Bishopstone (BIP) d	1756			1827				1856			1927			1956			
Newhaven Harbour (NVH) d				1830							1930						
Newhaven Town (NVN) d	1801			1832				1901			1932			2001			
Southeast (SEE) d	1805							1905						2005			
Lewes (LWS) 4 a	1812	1820	1825	1841	1850	1854	1912	1920	1925	1941	1950	1954		2012	2020	2025	
Lewes (LWS) 4 d	1812	1822	1825	1842	1852	1855	1912	1922	1925	1942	1952	1955		2012	2022	2025	
Falmer (FMR) d	1819	1829		1849	1859		1919	1929		1949	1959			2019	2029		
Moulsecoomb (MCB) d	1823	1833		1853			1923	1933		1953				2023	2033		
London Road (Brighton) (LRB) d	1826	1836		1856			1926	1936		1956				2026	2036		
Brighton (BTN) 10 a	1829	1839		1859	1909		1929	1939		1959	2009			2029	2039		
Cooksbridge (CBR) d						1900							2000				
Plumpton (PMP) d			1833							1933							2033
Wivelsfield (WVF) 4 a			1841			1911				1941			2011				2041
Haywards Heath (HHE) 3 a			1846			1916				1945			2016				2046
Three Bridges (TBD) 4 a																	
Gatwick Airport (GTW) 10 a			1858			1928				1958			2028				2058
East Croydon (ECR) 10 a			1918			1948				2018			2048				2118
Clapham Junction (CLJ) 10 a			1928			1958				2028			2058				2128
London Victoria (VIC) 10 a			1936			2006				2036			2106				2136

NOTES (see introductory pages for explanation of train operator codes and standard symbols)

a Arrival time
d Departure time

A Change at Hampden Park for stations towards Brighton

Ashford, Hastings, Eastbourne, Seaford and Lewes to Brighton, Gatwick Airport, Croydon and London

Saturdays

Operator Days of operation/Notes 1st Class/Reservations/Bus/Ferry	SN	SN	SN	SN	SN	SN	SN	SN	SN	SN	SN	SN	SN	SN	SN	SN	SN
	□	□	□			□	A □		□	□			□	A □		□	
Ashford International (AFK)	6	d			1924								2024				2124
Ham Street (HMT)		d			1932								2032				2132
Appledore (Kent) (APD)		d			1937								2037				2137
Rye (RYE)		a			1946								2046				2146
Rye (RYE)		d			1948								2048				2148
Winchelsea (WSE)		d			1952								2052				2152
Doleham (DLH)		d															
Three Oaks (TOK)		d			2000								2100				2200
Ore (ORE)		d		1952	2007		2021		2052				2107		2121	2152	2207
Hastings (HGS)	4	a		1955	2010		2024		2055				2110		2124	2155	2210
Hastings (HGS)	4	d		1956	2011		2025		2056				2111		2125	2156	2211
St Leonards Warrior Sq (SLQ)	4	d		2000	2014		2029		2100				2114		2129	2200	2214
Bexhill (BEX)	4	d		2007	2022		2036		2107				2122		2136	2207	2222
Collington (CLL)		d			2024		2038						2124		2138		2224
Cooden Beach (COB)		d			2027		2041						2127		2141		2227
Normans Bay (NSB)		d					2045								2145		
Pevensey Bay (PEB)		d															
Pevensey & Westham (PEV)		d			2034		2050						2134		2150		2234
Hampden Park (HMD)	4	d		2019	2039		2054		2119				2139		2154	2219	2239
Eastbourne (EBN)	4	a		2024	2045		2059		2124				2145		2159	2224	2245
Eastbourne (EBN)	4	d		2030	2033		2055	2105		2130	2133			2155	2205		2230
Hampden Park (HMD)	4	d			2037		2059				2137			2159			
Polegate (PLG)		d		2037	2042		2104	2112		2137	2142			2204	2212		2237
Berwick (BRK)		d					2109							2209			
Glynde (GLY)		d					2114							2214			
Seaford (SEF)		d	2024			2053			2124				2153			2224	
Bishopstone (BIP)		d	2027			2056			2127				2156			2227	
Newhaven Harbour (NVH)		d	2030						2130							2230	
Newhaven Town (NVN)		d	2032			2101			2132				2201			2232	
Southeast (SEE)		d				2105							2205				
Lewes (LWS)	4	a	2041	2050	2054	2112	2120	2125	2141	2150	2154		2212	2220	2225	2241	2250
Lewes (LWS)	4	d	2042	2052	2055	2112	2122	2125	2142	2152	2155		2212	2222	2225	2242	2252
Falmer (FMR)		d	2049	2059		2119	2129		2149	2159			2219	2229		2249	2259
Moulsecoomb (MCB)		d	2053			2123	2133		2153				2223	2233		2253	
London Road (Brighton) (LRB)		d	2056			2126	2136		2156				2226	2236		2256	
Brighton (BTN)	10	a	2059	2109		2129	2139		2159	2209			2229	2239		2259	2309
Cooksbridge (CBR)		d			2100							2200					
Plumpton (PMP)		d						2133							2233		
Wivelsfield (WVF)	4	a			2111			2141				2211			2241		
Haywards Heath (HHE)	3	a			2116			2146				2216			2246		
Three Bridges (TBD)	4	a															
Gatwick Airport (GTW)	10	a			2128			2158				2228			2258		
East Croydon (ECR)		a			2148			2218				2248			2318		
Clapham Junction (CLJ)	10	a			2158			2228				2259			2328		
London Victoria (VIC)	10	a			2206			2238				2308			2338		




















NOTES (see introductory pages for explanation of train operator codes and standard symbols)

a Arrival time
d Departure time

A Change at Hampden Park for stations towards Brighton

Ashford, Hastings, Eastbourne, Seaford and Lewes to Brighton, Gatwick Airport, Croydon and London

Saturdays

Operator 1st Class/Reservations/Bus/Ferry	SN	SN □	SN	SN	SN	SN □	SN
Ashford International (AFK)  d			2224				2325
Ham Street (HMT) d			2232				2333
Appledore (Kent) (APD) d			2237				2338
Rye (RYE) a			2246				2347
Rye (RYE) d			2248				2348
Winchelsea (WSE) d			2252				2352
Doleham (DLH) d							2358
Three Oaks (TOK) d			2300				0002
Ore (ORE) d		2233	2307			2326	0008
Hastings (HGS)  a		2236	2310			2329	0011
Hastings (HGS)  d		2237	2311			2330	
St Leonards Warrior Sq (SLQ)  d		2240	2314			2334	
Bexhill (BEX)  d		2247	2322			2341	
Collington (CLL) d		2250	2324			2343	
Cooden Beach (COB) d		2253	2327			2346	
Normans Bay (NSB) d		2257					
Pevensy Bay (PEB) d							
Pevensy & Westham (PEV) d		2301	2334			2353	
Hampden Park (HMD)  d		2306	2339			2358	
Eastbourne (EBN)  a		2310	2345			0002	
Eastbourne (EBN)  d		2314				0007	
Hampden Park (HMD)  d		2318				0011	
Polegate (PLG) d		2323				0015	
Berwick (BRK) d		2328					
Glynde (GLY) d		2333					
Seaford (SEF) d	2253			2326	2354		
Bishopstone (BIP) d	2256			2329	2357		
Newhaven Harbour (NVH) d				2332	2359		
Newhaven Town (NVN) d	2301			2335	0003		
Southeast (SEE) d	2305				0007		
Lewes (LWS)  a	2312	2340		2344	0013	0028	
Lewes (LWS)  d	2312	2340		2345	0014	0028	
Falmer (FMR) d	2319	2347		2352	0021	0036	
Moulsecomb (MCB) d	2323			2356	0025	0040	
London Road (Brighton) (LRB) d	2326			2358	0027	0042	
Brighton (BTN)  a	2329	2354		0002	0033	0046	
Cooksbridge (CBR) d							
Plumpton (PMP) d							
Wivelsfield (WVF)  a							
Haywards Heath (HHE)  a							
Three Bridges (TBD)  a							
Gatwick Airport (GTW)  a							
East Croydon (ECR)  a							
Clapham Junction (CLJ)  a							
London Victoria (VIC)  a							

NOTES (see introductory pages for explanation of train operator codes and standard symbols)

a Arrival time
d Departure time

Ashford, Hastings, Eastbourne, Seaford and Lewes to Brighton, Gatwick Airport, Croydon and London

Sundays

Operator Days of operation/Notes 1st Class/Reservations/Bus/Ferry	SN	SN	SN	SN	SN	SN	SN	SN	SN	SN	SN	SN	SN	SN	SN	SN	SN	SN		
	□	□	□	□	□	□	□	□	□	□	□	□	□	□	□	□	□	□		
Ashford International (AFK) 6 d																	0824			
Ham Street (HMT) d																	0832			
Appledore (Kent) (APD) d																	0838			
Rye (RYE) a																	0847			
Rye (RYE) d																	0848			
Winchelsea (WSE) d																	0852			
Doleham (DLH) d																	0859			
Three Oaks (TOK) d																	0902			
Ore (ORE) d											0815		0834				0908		0915	
Hastings (HGS) 4 a											0818		0838				0912		0918	
Hastings (HGS) 4 d											0819		0838				0912		0919	
St Leonards Warrior Sq (SLQ) 4 d											0822		0842				0916		0922	
Bexhill (BEX) 4 d											0830		0849				0923		0930	
Collington (CLL) d											0832						0926		0932	
Cooden Beach (COB) d											0835						0929		0935	
Normans Bay (NSB) d											0839								0939	
Pevensy Bay (PEB) d																				
Pevensy & Westham (PEV) d											0844						0935		0944	
Hampden Park (HMD) 4 d											0849		0900				0941		0949	
Eastbourne (EBN) 4 a											0854		0905				0946		0954	
Eastbourne (EBN) 4 d	0657		0708		0800		0808			0900		0911		0944					1000	
Hampden Park (HMD) 4 d	0701		0712		0804		0812					0915		0948						
Polegate (PLG) d	0706		0717		0809		0816		0907			0920		0952					1007	
Berwick (BRK) d			0722				0821					0925		0957						
Glynde (GLY) d			0727				0827					0930		1003						
Seaford (SEF) d				0757				0829	0859					0929				0959		
Bishopstone (BIP) d				0800				0832	0902					0932				1002		
Newhaven Harbour (NVH) d				0803				0835						0935						
Newhaven Town (NVN) d				0805				0837	0907					0937				1007		
Southeast (SEE) d				0810					0911									1011		
Lewes (LWS) 4 a	0718		0733	0815	0821	←	0832	0846	0917	0920	←	0936	0946	1008				1017	1020	←
Lewes (LWS) 4 d	0719	0723	0734	0823	0822	0823	0833	0846	0924	0921	0924	0936	0946	1009				1024	1021	1024
Falmer (FMR) d		0730	0741	→		0830	0841	0854	→		0931	0944	0954	1017				→		1031
Moulsecoomb (MCB) d		0734	0745			0834	0845	0858			0935		0958							1035
London Road (Brighton) (LRB) d		0737	0748			0837	0847	0900			0938		1000							1038
Brighton (BTN) 10 a		0741	0751			0841	0851	0904			0941	0951	1004	1025						1041
Cooksbridge (CBR) d					0827						0926									1026
Plumpton (PMP) d	0727				0833						0932									1032
Wivelsfield (WVF) 4 a					0840						0939									1039
Haywards Heath (HHE) 3 a	0738				0845						0944									1044
Three Bridges (TBD) 4 a																				
Gatwick Airport (GTW) ← 10 a	0753				0857						0957									1057
East Croydon (ECR) a	0822				0913						1013									1113
Clapham Junction (CLJ) 10 a	0838				0923						1023									1123
London Victoria (VIC) ← 10 a	0846				0930						1030									1130

NOTES (see introductory pages for explanation of train operator codes and standard symbols)

- a Arrival time
- d Departure time

A Change at Hampden Park for stations towards Brighton

Ashford, Hastings, Eastbourne, Seaford and Lewes to Brighton, Gatwick Airport, Croydon and London

Sundays

Operator Days of operation/Notes 1st Class/Reservations/Bus/Ferry	SN □	SN □	SN A	SN □	SN □	SN □	SN □	SN □	SN □	SN A	SN □	SN □	SN □	SN □	SN □	SN A	SN □	SN □	SN □
Ashford International (AFK) 6 d			0924							1024						1124			
Ham Street (HMT) d			0932							1032						1132			
Appledore (Kent) (APD) d			0937							1037						1137			
Rye (RYE) a			0946							1046						1146			
Rye (RYE) d			0949							1049						1149			
Winchelsea (WSE) d			0953							1053						1153			
Doleham (DLH) d																			
Three Oaks (TOK) d			1001							1101						1201			
Ore (ORE) d			1007		1015					1107		1115				1207		1215	
Hastings (HGS) 4 a			1010		1018					1110		1118				1210		1218	
Hastings (HGS) 4 d			1011		1019					1111		1119				1211		1219	
St Leonards Warrior Sq (SLQ) 4 d			1014		1022					1114		1122				1214		1222	
Bexhill (BEX) 4 d			1022		1030					1122		1130				1222		1230	
Collington (CLL) d			1024		1032					1124		1132				1224		1232	
Cooden Beach (COB) d			1027		1035					1127		1135				1227		1235	
Normans Bay (NSB) d					1039							1139						1239	
Pevensey Bay (PEB) d																			
Pevensey & Westham (PEV) d			1034		1044					1134		1144				1234		1244	
Hampden Park (HMD) 4 d			1039		1049					1139		1149				1239		1249	
Eastbourne (EBN) 4 a			1045		1054					1145		1154				1245		1254	
Eastbourne (EBN) 4 d		1044			1100				1144			1200			1244			1300	
Hampden Park (HMD) 4 d		1048							1148						1248				
Polegate (PLG) d		1052			1107				1152			1207			1252			1307	
Berwick (BRK) d		1057							1157						1257				
Glynde (GLY) d		1103							1203						1303				
Seaford (SEF) d	1029			1059			1129			1159			1229			1259			
Bishopstone (BIP) d	1032			1102			1132			1202			1232			1302			
Newhaven Harbour (NVH) d	1035						1135						1235						
Newhaven Town (NVN) d	1037			1107			1137			1207			1237			1307			
Southeast (SEE) d				1111						1211					1311				
Lewes (LWS) 4 a	1046	1108		1117	1120	←	1146	1208		1217	1220	←	1246	1308		1317	1320	←	
Lewes (LWS) 4 d	1046	1109		1124	1121	→	1124	1146	1209	1224	1221	→	1224	1246	1309	1324	1321	1324	
Falmer (FMR) d	1054	1117		→			1131	1154	1217	→			1231	1254	1317	→		1331	
Moulsecoomb (MCB) d	1058						1135	1158					1235	1258				1335	
London Road (Brighton) (LRB) d	1100						1138	1200					1238	1300				1338	
Brighton (BTN) 10 a	1104	1125					1141	1204	1225				1241	1304	1325			1341	
Cooksbridge (CBR) d					1126								1226					1326	
Plumpton (PMP) d					1132								1232					1332	
Wivelsfield (WVF) 4 a					1139								1239					1339	
Haywards Heath (HHE) 3 a					1144								1244					1344	
Three Bridges (TBD) 4 a																			
Gatwick Airport (GTW) 10 a					1157								1257					1357	
East Croydon (ECR) 10 a					1213								1313					1413	
Clapham Junction (CLJ) 10 a					1223								1323					1423	
London Victoria (VIC) 10 a					1230								1330					1430	

NOTES (see introductory pages for explanation of train operator codes and standard symbols)

a Arrival time
d Departure time

A Change at Hampden Park for stations towards Brighton

Ashford, Hastings, Eastbourne, Seaford and Lewes to Brighton, Gatwick Airport, Croydon and London

Sundays

Operator	SN	SN	SN A	SN	SN	SN	SN	SN	SN	SN A	SN	SN	SN	SN	SN	SN A	SN	SN	SN
Days of operation/Notes 1st Class/Reservations/Bus/Ferry	□	□	□	□	□	□	□	□	□	□	□	□	□	□	□	□	□	□	□
Ashford International (AFK) 6 d			1224							1324						1424			
Ham Street (HMT) d			1232							1332						1432			
Appledore (Kent) (APD) d			1237							1337						1437			
Rye (RYE) a			1246							1346						1446			
Rye (RYE) d			1249							1349						1449			
Winchelsea (WSE) d			1253							1353						1453			
Doleham (DLH) d																			
Three Oaks (TOK) d			1301							1401						1501			
Ore (ORE) d			1307		1315					1407		1415				1507		1515	
Hastings (HGS) 4 a			1310		1318					1410		1418				1510		1518	
Hastings (HGS) 4 d			1311		1319					1411		1419				1511		1519	
St Leonards Warrior Sq (SLQ) 4 d			1314		1322					1414		1422				1514		1522	
Bexhill (BEX) 4 d			1322		1330					1422		1430				1522		1530	
Collington (CLL) d			1324		1332					1424		1432				1524		1532	
Cooden Beach (COB) d			1327		1335					1427		1435				1527		1535	
Normans Bay (NSB) d					1339							1439						1539	
Pevensey Bay (PEB) d																			
Pevensey & Westham (PEV) d			1334		1344					1434		1444				1534		1544	
Hampden Park (HMD) 4 d			1339		1349					1439		1449				1539		1549	
Eastbourne (EBN) 4 a			1345		1354					1445		1454				1545		1554	
Eastbourne (EBN) 4 d		1344			1400				1444			1500			1544			1600	
Hampden Park (HMD) 4 d		1348							1448					1548					
Polegate (PLG) d		1352			1407				1452			1507			1552			1607	
Berwick (BRK) d		1357							1457					1557					
Glynde (GLY) d		1403							1503					1603					
Seaford (SEF) d	1329			1359			1429			1459			1529			1559			
Bishopstone (BIP) d	1332			1402			1432			1502			1532			1602			
Newhaven Harbour (NVH) d	1335						1435					1535							
Newhaven Town (NVN) d	1337			1407			1437			1507			1537			1607			
Southeast (SEE) d				1411						1511					1611				
Lewes (LWS) 4 a	1346	1408		1417	1420	←	1446	1508		1517	1520	←	1546	1608		1617	1620	←	
Lewes (LWS) 4 d	1346	1409		1424	1421	→	1424	1446	1509	1524	1521	→	1524	1546	1609	1624	1621	1624	
Falmer (FMR) d	1354	1417		→			1431	1454	1517	→			1531	1554	1617	→		1631	
Moulsecoomb (MCB) d	1358						1435	1458					1535	1558				1635	
London Road (Brighton) (LRB) d	1400						1438	1500					1538	1600				1638	
Brighton (BTN) 10 a	1404	1425					1441	1504	1525				1541	1604	1625			1641	
Cooksbridge (CBR) d					1426							1526						1626	
Plumpton (PMP) d					1432							1532						1632	
Wivelsfield (WVF) 4 a					1439							1539						1639	
Haywards Heath (HHE) 3 a					1444							1544						1644	
Three Bridges (TBD) 4 a																			
Gatwick Airport (GTW) 10 a					1457							1557						1657	
East Croydon (ECR) a					1513							1613						1713	
Clapham Junction (CLJ) 10 a					1523							1623						1723	
London Victoria (VIC) 10 a					1530							1630						1730	

NOTES (see introductory pages for explanation of train operator codes and standard symbols)

- a Arrival time
- d Departure time

A Change at Hampden Park for stations towards Brighton

Ashford, Hastings, Eastbourne, Seaford and Lewes to Brighton, Gatwick Airport, Croydon and London

Sundays

Operator Days of operation/Notes 1st Class/Reservations/Bus/Ferry	SN	SN	SN A	SN	SN	SN	SN	SN	SN	SN A	SN	SN	SN	SN	SN A	SN	SN	SN
	□	□	□	□	□	□	□	□	□	□	□	□	□	□	□	□	□	□
Ashford International (AFK) 6 d			1524							1624						1724		
Ham Street (HMT) d			1532							1632						1732		
Appledore (Kent) (APD) d			1537							1637						1737		
Rye (RYE) a			1546							1646						1746		
Rye (RYE) d			1549							1649						1749		
Winchelsea (WSE) d			1553							1653						1753		
Doleham (DLH) d																		
Three Oaks (TOK) d			1601							1701						1801		
Ore (ORE) d			1607		1615					1707		1715				1807		1815
Hastings (HGS) 4 a			1610		1618					1710		1718				1810		1818
Hastings (HGS) 4 d			1611		1619					1711		1719				1811		1819
St Leonards Warrior Sq (SLQ) 4 d			1614		1622					1714		1722				1814		1822
Bexhill (BEX) 4 d			1622		1630					1722		1730				1822		1830
Collington (CLL) d			1624		1632					1724		1732				1824		1832
Cooden Beach (COB) d			1627		1635					1727		1735				1827		1835
Normans Bay (NSB) d					1639							1739						1839
Pevensey Bay (PEB) d																		
Pevensey & Westham (PEV) d			1634		1644					1734		1744				1834		1844
Hampden Park (HMD) 4 d			1639		1649					1739		1749				1839		1849
Eastbourne (EBN) 4 a			1645		1654					1745		1754				1845		1854
Eastbourne (EBN) 4 d		1644			1700				1744			1800			1844			1900
Hampden Park (HMD) 4 d		1648							1748						1848			
Polegate (PLG) d		1652			1707				1752			1807			1852			1907
Berwick (BRK) d		1657							1757						1857			
Glynde (GLY) d		1703							1803						1903			
Seaford (SEF) d	1629			1659			1729			1759			1829			1859		
Bishopstone (BIP) d	1632			1702			1732			1802			1832			1902		
Newhaven Harbour (NVH) d	1635						1735						1835					
Newhaven Town (NVN) d	1637			1707			1737			1807			1837			1907		
Southeast (SEE) d				1711						1811					1911			
Lewes (LWS) 4 a	1646	1708		1717	1720	←	1746	1808		1817	1820	←	1846	1908		1917	1920	←
Lewes (LWS) 4 d	1646	1709		1724	1721	→	1724	1746	1809	1824	1821	1824	1846	1909		1924	1921	1924
Falmer (FMR) d	1654	1717		→			1731	1754	1817	→		1831	1854	1917		→		1931
Moulsecoomb (MCB) d	1658						1735	1758				1835	1858					1935
London Road (Brighton) (LRB) d	1700						1738	1800				1838	1900					1938
Brighton (BTN) 10 a	1704	1725					1741	1804	1825			1841	1904	1925				1941
Cooksbridge (CBR) d					1726							1826						1926
Plumpton (PMP) d					1732							1832						1932
Wivelsfield (WVF) 4 a					1739							1839						1939
Haywards Heath (HHE) 3 a					1744							1844						1944
Three Bridges (TBD) 4 a																		
Gatwick Airport (GTW) 10 a					1757							1857						1957
East Croydon (ECR) 10 a					1813							1913						2013
Clapham Junction (CLJ) 10 a					1823							1923						2023
London Victoria (VIC) 10 a					1830							1930						2030

NOTES (see introductory pages for explanation of train operator codes and standard symbols)

- a Arrival time
- d Departure time

A Change at Hampden Park for stations towards Brighton

Ashford, Hastings, Eastbourne, Seaford and Lewes to Brighton, Gatwick Airport, Croydon and London

Sundays

Operator Days of operation/Notes 1st Class/Reservations/Bus/Ferry	SN □	SN □	SN A	SN □	SN □	SN □	SN □	SN □	SN □	SN A	SN □	SN □	SN □	SN □	SN A	SN □	SN □	SN □		
Ashford International (AFK)	6	d	1824							1924					2024					
Ham Street (HMT)		d	1832							1932					2032					
Appledore (Kent) (APD)		d	1837							1937					2037					
Rye (RYE)		a	1846							1946					2046					
Rye (RYE)		d	1849							1949					2049					
Winchelsea (WSE)		d	1853							1953					2053					
Doleham (DLH)		d																		
Three Oaks (TOK)		d	1901							2001					2101					
Ore (ORE)		d	1907		1915					2007		2017			2107		2114			
Hastings (HGS)	4	a	1910		1918					2010		2020			2110		2117			
Hastings (HGS)	4	d	1911		1919					2011		2021			2111		2118			
St Leonards Warrior Sq (SLQ)	4	d	1914		1922					2014		2024			2114		2121			
Bexhill (BEX)	4	d	1922		1930					2022		2032			2122		2128			
Collington (CLL)		d	1924		1932					2024		2034			2124		2131			
Cooden Beach (COB)		d	1927		1935					2027		2037			2127		2134			
Normans Bay (NSB)		d			1939															
Pevensey Bay (PEB)		d																		
Pevensey & Westham (PEV)		d	1934		1944					2034		2044			2134		2140			
Hampden Park (HMD)	4	d	1939		1949					2039		2049			2139		2145			
Eastbourne (EBN)	4	a	1945		1954					2045		2054			2145		2150			
Eastbourne (EBN)	4	d	1944			2000				2044			2100		2144		2159			
Hampden Park (HMD)	4	d	1948							2048					2148					
Polegate (PLG)		d	1952		2007					2052			2107		2152		2206			
Berwick (BRK)		d	1957							2057					2157					
Glynde (GLY)		d	2003							2103					2203					
Seaford (SEF)		d	1929			1959			2029			2059			2129		2157	2230		
Bishopstone (BIP)		d	1932		2002				2032			2102			2132		2200	2233		
Newhaven Harbour (NVH)		d	1935						2035						2135			2236		
Newhaven Town (NVN)		d	1937			2007			2037			2107			2137		2205	2238		
Southeast (SEE)		d			2011					2111					2209					
Lewes (LWS)	4	a	1946	2008		2017	2020	←	2046	2108		2117	2120	←	2146	2208	2216	2220	2247	
Lewes (LWS)	4	d	1946	2009		2024	2021		2024	2046	2109		2124	2121	2124	2146	2209	2216	2223	2247
Falmer (FMR)		d	1954	2017		←			2031	2054	2117		←		2131	2154	2217	2223	2230	2255
Moulsecoomb (MCB)		d	1958						2035	2058					2135	2158		2227	2234	2259
London Road (Brighton) (LRB)		d	2000						2038	2100					2138	2200		2230	2237	2301
Brighton (BTN)	10	a	2004	2025					2041	2104	2125				2141	2204	2225	2233	2241	2305
Cooksbridge (CBR)		d				2026									2126					
Plumpton (PMP)		d				2032									2132					
Wivelsfield (WVF)	4	a				2039									2139					
Haywards Heath (HHE)	3	a				2044									2144					
Three Bridges (TBD)	4	a																		
Gatwick Airport (GTW)	← 10	a				2057									2157					
East Croydon (ECR)	10	a				2113									2213					
Clapham Junction (CLJ)	10	a				2123									2223					
London Victoria (VIC)	← 10	a				2130									2231					

NOTES (see introductory pages for explanation of train operator codes and standard symbols)

a Arrival time
d Departure time

A Change at Hampden Park for stations towards Brighton

Ashford, Hastings, Eastbourne, Seaford and Lewes to Brighton, Gatwick Airport, Croydon and London

Sundays

Operator Days of operation/Notes 1st Class/Reservations/Bus/Ferry	SN □	SN A	SN □	SN □	SN □	SN □	SN □
Ashford International (AFK)	6 d	2124				2234	
Ham Street (HMT)	d	2132				2242	
Appledore (Kent) (APD)	d	2137				2247	
Rye (RYE)	a	2146				2256	
Rye (RYE)	d	2149				2257	
Winchelsea (WSE)	d	2153				2301	
Doleham (DLH)	d					2307	
Three Oaks (TOK)	d	2201				2311	
Ore (ORE)	d	2207		2214	2235	2317	
Hastings (HGS)	4 a	2210		2217	2238	2320	
Hastings (HGS)	4 d	2211		2218	2239		2325
St Leonards Warrior Sq (SLQ)	4 d	2214		2221	2242		2328
Bexhill (BEX)	4 d	2222		2230	2249		2335
Collington (CLL)	d	2224		2233			2338
Cooden Beach (COB)	d	2227		2236			2341
Normans Bay (NSB)	d						
Pevensy Bay (PEB)	d						
Pevensy & Westham (PEV)	d	2234		2244			2348
Hampden Park (HMD)	4 d	2239		2250	2301		2352
Eastbourne (EBN)	4 a	2245		2254	2305		2357
Eastbourne (EBN)	4 d	2244		2259			
Hampden Park (HMD)	4 d	2248					
Polegate (PLG)	d	2252		2307			
Berwick (BRK)	d	2257					
Glynde (GLY)	d	2303					
Seaford (SEF)	d		2257				
Bishopstone (BIP)	d		2300				
Newhaven Harbour (NVH)	d		2303				
Newhaven Town (NVN)	d		2305				
Southeast (SEE)	d		2310				
Lewes (LWS)	4 a	2308		2316	2319		
Lewes (LWS)	4 d	2309		2316	2323		
Falmer (FMR)	d	2317		2323	2330		
Moulsecomb (MCB)	d			2327	2334		
London Road (Brighton) (LRB)	d			2330	2337		
Brighton (BTN)	10 a	2325		2333	2341		
Cooksbridge (CBR)	d						
Plumpton (PMP)	d						
Wivelsfield (WVF)	4 a						
Haywards Heath (HHE)	3 a						
Three Bridges (TBD)	4 a						
Gatwick Airport (GTW)	← 10 a						
East Croydon (ECR)	→ 10 a						
Clapham Junction (CLJ)	10 a						
London Victoria (VIC)	↻ 10 a						

NOTES (see introductory pages for explanation of train operator codes and standard symbols)

a Arrival time
d Departure time

A Change at Hampden Park for stations towards Brighton