

London to Putney, Hounslow, Richmond, Twickenham and Kingston

**Mondays to Fridays**

Operator		SW A	SW A	SW B	SW WW	SW B	SW	SW C	SW A	SW D	SW WW	SW	SW D	SW B	SW	SW A	SW WW	SW C
Days of operation/Notes																		
London Waterloo (WAT)	⊖ 15 d		0522	0526	0530	0550			0552	0557	0600		0615	0620		0622	0630	0633
Vauxhall (VXH)	⊖ d		0526	0530	0534				0556	0601	0604		0619			0626	0634	0637
Queenstown Rd.(Battersea) (QRB)	d		0529		0537				0559		0607					0629	0637	
Clapham Junction (CLJ)	10 d	0506	0532	0536	0540	0558			0602	0607	0610		0625	0628		0632	0640	0643
Wandsworth Town (WNT)	d	0509	0535		0543				0605		0613		0627			0635	0643	
Putney (PUT)	d	0512	0538		0546				0608	0611	0616		0630			0638	0646	0647
Barnes (BNS)	d	0515	0542		0551				0612		0621		0635			0642	0651	
Barnes Bridge (BNI)	d		0544						0614							0644		
Chiswick (CHK)	d		0547						0617							0647		
Kew Bridge (KWB)	d		0550						0620							0650		
Brentford (BFD)	d		0553						0623							0653		
Syon Lane (SYL)	d		0555						0625							0655		
Isleworth (ISL)	d		0557						0627							0657		
Hounslow (HOU)	d		0602						0632					0648	0702			
Mortlake (MTL)	d	0517			0554						0624		0637				0654	
North Sheen (NSH)	d	0519			0556						0626		0639				0656	
Richmond (RMD)	⊖ d	0522		0544	0558	0606			0617	0628		0642	0636			0658	0653	
St Margarets (SMG)	d	0524			0601					0631		0644				0701		
Twickenham (TWI)	d	0527		0548	0603	0610	0615	0627		0621	0633	0647	0651e	0640		0703	0657	
Whitton (WTN)	d	0530					0618a	0630				0650a		0653a			0700	
Feltham (FEL)	a	0534	0609	0554		0616		0634	0638					0646		0708		0704
Ashford (Surrey) (AFS)	a	0538	0613			0622		0638	0642					0652		0712		0708
Staines (SNS)	a	0542	0617	0601		0622		0641	0646					0652		0716		0711
Strawberry Hill (STW)	a				0607					0624	0637		0654				0707	
Teddington (TED)	a				0610						0640						0710	
Hampton Wick (HMW)	a				0614						0644						0714	
Kingston (KNG)	a				0616						0646						0716	

Operator		SW	SW D	SW B	SW A	SW WW	SW C	SW WH	SW B	SW A	SW WW	SW C	SW WM	SW WH	SW B	SW A	SW WW	SW C
Days of operation/Notes																		
London Waterloo (WAT)	⊖ 15 d		0645	0650	0652	0700	0703	0715	0720	0722	0730	0733	0737	0745	0750	0752	0800	0803
Vauxhall (VXH)	⊖ d		0649		0656	0704	0707	0719		0726	0734	0737	0741	0749		0756	0804	0807
Queenstown Rd.(Battersea) (QRB)	d				0659	0707				0729	0737					0759	0807	
Clapham Junction (CLJ)	10 d		0655	0658	0702	0710	0713	0725	0728	0732	0740	0743	0747	0755	0758	0802	0810	0813
Wandsworth Town (WNT)	d		0657		0705	0713		0727		0735	0743		0749	0757		0805	0813	
Putney (PUT)	d		0700		0708	0716	0717	0730		0738	0746	0747	0752	0800		0808	0816	0817
Barnes (BNS)	d		0705		0712	0721		0735		0745f	0751		0757	0805		0815f	0821	
Barnes Bridge (BNI)	d				0714					0747			0759			0817		
Chiswick (CHK)	d				0717					0749			0802			0819		
Kew Bridge (KWB)	d				0720					0752			0805			0822		
Brentford (BFD)	d				0723					0755			0808			0825		
Syon Lane (SYL)	d				0725					0757			0810			0827		
Isleworth (ISL)	d				0727					0759			0812			0829		
Hounslow (HOU)	d				0732		0758a			0802			0819f	0828a		0832		
Mortlake (MTL)	d		0707			0724		0737			0754			0807			0824	
North Sheen (NSH)	d		0709			0726		0739			0756			0809			0826	
Richmond (RMD)	⊖ d		0712	0706		0728	0723	0742	0736		0758	0753	0833a	0812	0806		0828	0823
St Margarets (SMG)	d		0714			0731		0744			0801		0830a	0814			0831	
Twickenham (TWI)	d	0717	0721e	0710		0733	0727	0747	0742		0803	0757	0828a	0817	0810		0833	0827
Whitton (WTN)	d	0720a				0730	0750					0800	0823a	0820			0830	
Feltham (FEL)	a			0716	0738		0734		0747	0808		0804			0816	0838		0834
Ashford (Surrey) (AFS)	a				0742		0738			0812		0808				0842		0838
Staines (SNS)	a			0722	0746		0741		0754	0816		0811			0822	0846		0841
Strawberry Hill (STW)	a		0724			0737					0807						0837	
Teddington (TED)	a					0740					0810						0840	
Hampton Wick (HMW)	a					0743					0814						0844	
Kingston (KNG)	a					0745					0816						0846	

For the complete service between Teddington, Kingston and London via Wimbledon see table 161

NOTES (see introductory pages for explanation of train operator codes and standard symbols)

- a Arrival time
- d Departure time
- e Arrives 5 minutes earlier
- f Arrives 4 minutes earlier

- A To Weybridge
- B To Reading
- C To Windsor & Eton Riverside
- D To Shepperton
- WH To London Waterloo via Hounslow
- WM To London Waterloo via Mortlake
- WW To London Waterloo via Wimbledon

London to Putney, Hounslow, Richmond, Twickenham and Kingston

**Mondays to Fridays**

Operator Days of operation/Notes		SW WM	SW	SW WH	SW B	SW A	SW WW	SW C	SW WM	SW WH	SW B	SW A	SW WW	SW C	SW WM	SW WH	SW B	SW A
London Waterloo (WAT)	⊖ 15 d	0807	0813	0815	0820	0822	0830	0833	0837	0845	0850	0852	0900	0903	0907	0915	0920	0922
Vauxhall (VXH)	⊖ d	0811	0817	0819		0826	0834	0837	0841	0849		0857	0904	0907	0911	0920		0926
Queenstown Rd.(Battersea) (QRB)	d					0829	0837					0900	0907					0929
Clapham Junction (CLJ)	10 d	0817	0823	0825	0828	0832	0840	0843	0847	0855	0858	0903	0910	0913	0917	0925	0928	0932
Wandsworth Town (WNT)	d	0819		0827		0835	0843		0849	0857		0905	0913		0919	0928		0935
Putney (PUT)	d	0822	0827	0830		0838	0846	0847	0852	0900		0908	0916	0917	0922	0931		0938
Barnes (BNS)	d	0829f		0835		0842	0851		0857	0905		0912	0921		0927	0935		0942
Barnes Bridge (BNI)	d	0831				0844			0859			0915			0929			0944
Chiswick (CHK)	d	0834				0847			0901			0918			0932			0947
Kew Bridge (KWB)	d	0836				0850			0904			0921			0934			0950
Brentford (BFD)	d	0839				0853			0907			0924			0937			0953
Syon Lane (SYL)	d	0841				0855			0909			0926			0939			0955
Isleworth (ISL)	d	0843				0857			0911			0928			0941			0957
Hounslow (HOU)	d	0848		0858a		0902			0918f	0928a		0932			0946	0958a		1002
Mortlake (MTL)	d			0837			0854			0907			0924					0937
North Sheen (NSH)	d			0839			0856			0909			0926					0939
Richmond (RMD)	⊖ d	0903a	0833	0842	0836		0858	0853	0933a	0912	0906		0928	0923	1003a	0942	0936	
St Margarets (SMG)	d	0900a		0844			0901		0930a	0914			0931		1000a	0944		
Twickenham (TWI)	d	0858a	0837	0847	0840		0903	0857	0928a	0917	0910		0933	0927	0958a	0947	0940	
Whitton (WTN)	d	0854a		0850				0900	0924a	0920					0930	0952a	0950	
Feltham (FEL)	a				0846	0908		0904			0916	0938		0934			0946	1008
Ashford (Surrey) (AFS)	a					0912		0908				0942		0938				1012
Staines (SNS)	a				0852	0916		0911			0922	0946		0941			0952	1016
Strawberry Hill (STW)	a		0842				0907						0937					
Teddington (TED)	a						0910						0940					
Hampton Wick (HMW)	a						0914						0944					
Kingston (KNG)	a						0916						0946					

Operator Days of operation/Notes		SW WW	SW C	SW B	SW A	SW WW	SW C	SW B	SW A	SW WW	SW C	SW B	SW A	SW WW	SW C	SW B	SW A	SW WW
London Waterloo (WAT)	⊖ 15 d	0930	0933	0950	0952	1000	1003	1020	1022	1030	1033	1050	1052	1100	1103	1120	1122	1130
Vauxhall (VXH)	⊖ d	0934	0937		0956	1004	1007		1026	1034	1037		1056	1104	1107		1126	1134
Queenstown Rd.(Battersea) (QRB)	d	0937			0959	1007			1029	1037			1059	1107			1129	1137
Clapham Junction (CLJ)	10 d	0940	0943	0958	1002	1010	1013	1028	1032	1040	1043	1058	1102	1110	1113	1128	1132	1145
Wandsworth Town (WNT)	d	0943			1005	1013			1035	1043			1105	1113			1135	1147
Putney (PUT)	d	0946	0947		1008	1016	1017		1038	1046	1047		1108	1116	1117		1138	1150
Barnes (BNS)	d	0951			1013	1021			1042	1051			1112	1121			1142	1153
Barnes Bridge (BNI)	d				1015				1044				1114				1144	
Chiswick (CHK)	d				1018				1047				1117				1147	
Kew Bridge (KWB)	d				1021				1050				1120				1150	
Brentford (BFD)	d				1024				1053				1123				1153	
Syon Lane (SYL)	d				1026				1055				1125				1155	
Isleworth (ISL)	d				1028				1057				1127				1157	
Hounslow (HOU)	d				1032				1102				1132				1202	
Mortlake (MTL)	d	0954				1024				1054				1124				1156
North Sheen (NSH)	d	0956				1026				1056				1126				1158
Richmond (RMD)	⊖ d	0958	0953	1006		1028	1023	1036		1058	1053	1106		1128	1123	1136		1200
St Margarets (SMG)	d	1001				1031				1101				1131				1203
Twickenham (TWI)	d	1003	0957	1010		1033	1027	1040		1103	1057	1110		1133	1127	1140		1205
Whitton (WTN)	d		1000				1030				1100				1130			
Feltham (FEL)	a		1004	1016	1038		1034	1046	1108		1104	1116	1138		1134	1146	1208	
Ashford (Surrey) (AFS)	a		1008		1042		1038		1112		1108		1142		1138		1212	
Staines (SNS)	a		1011	1022	1046		1041	1052	1116		1111	1122	1146		1141	1152	1216	
Strawberry Hill (STW)	a	1007				1037				1107				1137				1209
Teddington (TED)	a	1010				1040				1110				1140				1212
Hampton Wick (HMW)	a	1014				1044				1114				1144				1215
Kingston (KNG)	a	1016				1046				1116				1146				1217

NOTES (see introductory pages for explanation of train operator codes and standard symbols)

- a Arrival time
- d Departure time
- f Arrives 4 minutes earlier

- A To Weybridge
- B To Reading
- C To Windsor & Eton Riverside
- WH To London Waterloo via Hounslow
- WM To London Waterloo via Mortlake
- WW To London Waterloo via Wimbledon

## London to Putney, Hounslow, Richmond, Twickenham and Kingston

## Mondays to Fridays

Operator		SW	SW	SW	SW	SW	SW	SW	SW	SW	SW	SW	SW	SW	SW	SW	SW	
Days of operation/Notes		C	B	A	WW	C	B	A	WW	C	B	A	WW	C	B	A	WW	
London Waterloo (WAT)	☉ 15 d	1133	1150	1152	1200	1203	1220	1222	1230	1233	1250	1252	1300	1303	1320	1322	1330	1333
Vauxhall (VXH)	☉ d	1137		1156	1204	1207		1226	1234	1237		1256	1304	1307		1326	1334	1337
Queenstown Rd.(Battersea) (QRB)	d			1159	1207			1229	1237			1259	1307			1329	1337	
Clapham Junction (CLJ)	10 d	1143	1158	1202	1210	1213	1228	1233	1240	1243	1258	1302	1310	1313	1328	1332	1340	1343
Wandsworth Town (WNT)	d			1205	1213			1235	1243			1305	1313			1335	1343	
Putney (PUT)	d	1147		1208	1216	1217		1238	1246	1247		1308	1316	1317		1338	1346	1347
Barnes (BNS)	d			1212	1221			1242	1251			1312	1321			1342	1351	
Barnes Bridge (BNI)	d			1214				1244				1314				1344		
Chiswick (CHK)	d			1217				1247				1317				1347		
Kew Bridge (KWB)	d			1220				1250				1320				1350		
Brentford (BFD)	d			1223				1253				1323				1353		
Syon Lane (SYL)	d			1225				1255				1325				1355		
Isleworth (ISL)	d			1227				1257				1327				1357		
Hounslow (HOU)	d			1232				1302				1332				1402		
Mortlake (MTL)	d				1224				1254				1324				1354	
North Sheen (NSH)	d				1226				1256				1326				1356	
Richmond (RMD)	☉ d	1153	1206		1228	1223	1236		1258	1253	1306		1328	1323	1336		1358	1353
St Margarets (SMG)	d				1231				1301				1331				1401	
Twickenham (TWI)	d		1210		1233	1240			1303	1257	1310		1333	1327	1340		1403	1357
Whitton (WTN)	d	1200				1230				1300				1330				1400
Feltham (FEL)	a	1204	1216	1238		1234	1246	1308		1304	1316	1338		1334	1346	1408		1404
Ashford (Surrey) (AFS)	a	1208		1242		1238		1312		1308		1342		1338		1412		1408
Staines (SNS)	a	1211	1222	1246		1241	1252	1316		1311	1323	1346		1341	1352	1416		1411
Strawberry Hill (STW)	a				1237				1307				1337					1407
Teddington (TED)	a				1240				1310				1340					1410
Hampton Wick (HMW)	a				1244				1314				1344					1414
Kingston (KNG)	a				1246				1316				1346					1416

Operator		SW	SW	SW	SW	SW	SW	SW	SW	SW	SW	SW	SW	SW	SW	SW	SW	
Days of operation/Notes		B	A	WW	C	B	A	WW	C	B	A	WW	C	WM	WH	B	A	WW
London Waterloo (WAT)	☉ 15 d	1350	1352	1400	1403	1420	1422	1430	1433	1450	1452	1500	1503	1507	1515	1520	1522	1530
Vauxhall (VXH)	☉ d		1356	1404	1407		1427	1434	1437		1456	1504	1507	1511	1519		1526	1534
Queenstown Rd.(Battersea) (QRB)	d		1359	1407			1430	1437			1459	1507					1529	1537
Clapham Junction (CLJ)	10 d	1358	1402	1415	1413	1428	1432	1440	1443	1458	1502	1510	1513	1517	1525	1528	1532	1540
Wandsworth Town (WNT)	d		1405	1417			1435	1443			1505	1513		1519	1527		1535	1543
Putney (PUT)	d		1408	1420	1417		1438	1446	1447		1508	1516	1517	1522	1530		1538	1546
Barnes (BNS)	d		1412	1424			1442	1451			1512	1521		1527	1535		1542	1551
Barnes Bridge (BNI)	d		1414				1444				1514			1529			1544	
Chiswick (CHK)	d		1417				1447				1517			1532			1547	
Kew Bridge (KWB)	d		1420				1450				1520			1535			1550	
Brentford (BFD)	d		1423				1453				1523			1538			1553	
Syon Lane (SYL)	d		1425				1455				1525			1540			1555	
Isleworth (ISL)	d		1427				1457				1527			1542			1557	
Hounslow (HOU)	d		1432				1502				1532			1548c	1558a		1602	
Mortlake (MTL)	d			1426				1454				1524			1537			1554
North Sheen (NSH)	d			1428				1456				1526			1539			1556
Richmond (RMD)	☉ d	1406		1431	1424	1436		1458	1453	1506		1528	1523	1603a	1542	1536		1558
St Margarets (SMG)	d			1433				1501				1531		1600a	1544			1601
Twickenham (TWI)	d	1410		1436	1428	1440		1503	1457	1510		1533	1527	1558a	1547	1540		1603
Whitton (WTN)	d				1431				1500				1530	1553a	1550			
Feltham (FEL)	a	1416	1439		1435	1446	1508		1504	1516	1538		1534			1546	1608	
Ashford (Surrey) (AFS)	a		1443		1439		1512		1508		1542		1538				1612	
Staines (SNS)	a	1423	1447		1443	1452	1516		1511	1522	1546		1541			1552	1616	
Strawberry Hill (STW)	a			1439				1507				1537						1607
Teddington (TED)	a			1443				1510				1540						1610
Hampton Wick (HMW)	a			1446				1514				1544						1614
Kingston (KNG)	a			1448				1516				1546						1616

NOTES (see introductory pages for explanation of train operator codes and standard symbols)

- a Arrival time  
d Departure time  
c Arrives 3 minutes earlier

- A To Weybridge  
B To Reading  
C To Windsor & Eton Riverside  
WH To London Waterloo via Hounslow  
WM To London Waterloo via Mortlake  
WW To London Waterloo via Wimbledon

London to Putney, Hounslow, Richmond, Twickenham and Kingston

**Mondays to Fridays**

Operator		SW	SW	SW	SW	SW	SW	SW	SW	SW	SW	SW	SW	SW	SW	SW	SW	SW
Days of operation/Notes		C	WM	WH	B	A	WW	C	WM	WH	B	A	WW	C	WM	WH	B	A
London Waterloo (WAT)	15 d	1533	1537	1545	1550	1552	1600	1603	1607	1615	1620	1622	1630	1633	1637	1645	1650	1652
Vauxhall (VXH)	d	1537	1541	1549		1556	1604	1607	1611	1619		1626	1634	1637	1641	1649		1656
Queenstown Rd.(Battersea) (QRB)	d					1559	1607					1629	1637					1659
Clapham Junction (CLJ)	10 d	1543	1547	1555	1558	1602	1610	1613	1617	1625	1628	1632	1640	1643	1647	1655	1658	1702
Wandsworth Town (WNT)	d		1549	1557		1605	1613		1619	1627		1635	1643		1649	1657		1705
Putney (PUT)	d	1547	1552	1600		1608	1616	1617	1622	1630		1638	1646	1647	1652	1700		1708
Barnes (BNS)	d		1557	1605		1612	1621		1627	1635		1642	1651		1657	1705		1712
Barnes Bridge (BNI)	d		1559			1614			1629			1644			1659			1714
Chiswick (CHK)	d		1602			1617			1632			1647			1702			1717
Kew Bridge (KWB)	d		1605			1620			1634			1650			1705			1720
Brentford (BFD)	d		1608			1623			1637			1653			1708			1723
Syon Lane (SYL)	d		1610			1625			1639			1655			1710			1725
Isleworth (ISL)	d		1612			1627			1641			1657			1712			1727
Hounslow (HOU)	d		1618c	1628a		1632			1648f	1658a		1702			1715	1728a		1732
Mortlake (MTL)	d			1607			1624			1637			1654			1707		
North Sheen (NSH)	d			1609			1626			1639			1656			1709		
Richmond (RMD)	d	1553	1633a	1612	1606		1628	1623	1703a	1642	1636		1658	1653	1733a	1712	1706	
St Margarets (SMG)	d		1630a	1614			1631		1700a	1644			1701		1730a	1714		
Twickenham (TWI)	d	1557	1628a	1617	1610		1633	1627	1658a	1647	1640		1703	1657	1728a	1717	1710	
Whitton (WTN)	d	1600	1623a	1620				1630	1652a	1650				1700	1722a	1720		
Feltham (FEL)	a	1604			1616	1638		1634			1646	1708		1704			1716	1738
Ashford (Surrey) (AFS)	a	1608				1642		1638				1712		1708				1742
Staines (SNS)	a	1611			1623	1646		1641			1652	1716		1711			1722	1746
Strawberry Hill (STW)	a						1637						1707					
Teddington (TED)	a						1640						1710					
Hampton Wick (HMW)	a						1644						1714					
Kingston (KNG)	a						1646						1716					

Operator		SW	SW	SW	SW	SW	SW	SW	SW	SW	SW	SW	SW	SW	SW	SW	SW	SW
Days of operation/Notes		WW	C	WM	E	WH	B	A	WW	C	WM	D	WH	B	A	WW	C	F
London Waterloo (WAT)	15 d	1700	1703	1707	1713	1715	1720	1722	1730	1733	1737	1743	1745	1750	1752	1800	1803	1807
Vauxhall (VXH)	d	1704	1707	1711	1717	1719		1726	1734	1737	1741	1747	1750		1756	1804	1807	1811
Queenstown Rd.(Battersea) (QRB)	d	1707						1729	1737						1759	1807		
Clapham Junction (CLJ)	10 d	1710	1713	1717	1723	1725	1728	1732	1740	1743	1747	1753	1756	1758	1802	1810	1813	1817
Wandsworth Town (WNT)	d	1713		1719		1727		1735	1743		1749		1758		1805	1813		1819
Putney (PUT)	d	1716	1717	1722	1727	1730		1738	1746	1747	1752	1757	1801		1808	1816	1817	1822
Barnes (BNS)	d	1721		1727		1734		1742	1751		1757		1805		1812	1821		1827
Barnes Bridge (BNI)	d			1729				1744			1759				1814			1829
Chiswick (CHK)	d			1732				1747			1802				1817			1832
Kew Bridge (KWB)	d			1735				1750			1805				1820			1835
Brentford (BFD)	d			1738				1753			1808				1823			1838
Syon Lane (SYL)	d			1740				1755			1810				1825			1840
Isleworth (ISL)	d			1742				1757			1812				1827			1842
Hounslow (HOU)	d			1746		1757a		1802			1816		1829a		1832			1846
Mortlake (MTL)	d	1724				1736			1754				1807			1824		
North Sheen (NSH)	d	1726				1738			1756				1809			1826		
Richmond (RMD)	d	1728	1723	1803a	1733	1741	1737		1758	1753	1833a	1803	1812	1806		1828	1823	
St Margarets (SMG)	d	1731		1800a		1743			1801		1830a		1814			1831		
Twickenham (TWI)	d	1733	1727	1758a	1737	1746	1741		1803	1757	1828a	1807	1817	1810		1833	1827	1858a
Whitton (WTN)	d		1730	1754a		1749				1800	1823a		1820			1830		1853
Feltham (FEL)	a		1734		1742		1746	1808		1804				1816	1838			1834
Ashford (Surrey) (AFS)	a		1738		1747			1812		1808					1842			1838
Staines (SNS)	a		1741		1750		1754	1816		1811				1822	1846			1841
Strawberry Hill (STW)	a	1737							1807			1810				1837		
Teddington (TED)	a	1740							1810							1840		
Hampton Wick (HMW)	a	1744							1814							1844		
Kingston (KNG)	a	1746							1816							1846		

NOTES (see introductory pages for explanation of train operator codes and standard symbols)

- a Arrival time
- d Departure time
- c Arrives 3 minutes earlier
- f Arrives 4 minutes earlier
  
- A To Weybridge
- B To Reading
- C To Windsor & Eton Riverside
- D To Shepperton
- E To Aldershot
- F To Twickenham
- WH To London Waterloo via Hounslow
- WM To London Waterloo via Mortlake
- WW To London Waterloo via Wimbledon

London to Putney, Hounslow, Richmond, Twickenham and Kingston

**Mondays to Fridays**

Operator	SW E	SW WH	SW B	SW A	SW WW	SW C	SW F	SW D	SW G	SW B	SW A	SW WW	SW C	SW F	SW B	SW A	SW WW
London Waterloo (WAT)	1813	1815	1820	1822	1830	1833	1837	1843	1845	1850	1852	1900	1903	1907	1920	1922	1930
Vauxhall (VXH)	1817	1820		1826	1834	1837	1841	1847	1850		1856	1904	1907	1912		1926	1934
Queenstown Rd.(Battersea) (QRB)				1829	1837						1859	1907				1929	1937
Clapham Junction (CLJ)	1823	1825	1828	1832	1840	1843	1847	1853	1856	1858	1902	1910	1913	1918	1928	1932	1940
Wandsworth Town (WNT)		1828		1835	1843		1849		1858		1905	1913		1920		1935	1943
Putney (PUT)	1827	1831		1838	1846	1847	1852	1857	1901		1908	1916	1917	1923		1938	1946
Barnes (BNS)		1835		1842	1851		1857		1905		1912	1923f		1927		1942	1951
Barnes Bridge (BNI)				1844			1859				1914			1929		1944	
Chiswick (CHK)				1847			1902				1917			1932		1947	
Kew Bridge (KWB)				1850			1905				1920			1935		1950	
Brentford (BFD)				1853			1908				1923			1938		1953	
Syon Lane (SYL)				1855			1910				1925			1940		1955	
Isleworth (ISL)				1857			1912				1927			1942		1957	
Hounslow (HOU)		1858a		1902			1916		1926a		1932			1948c		2002	
Mortlake (MTL)		1837			1854				1907			1925					1954
North Sheen (NSH)		1839			1856				1909			1927					1956
Richmond (RMD)	1833	1842	1837		1858	1853		1903	1912	1906	1930	1923			1936		1958
St Margarets (SMG)		1844			1901				1914		1932						2001
Twickenham (TWI)	1837	1847	1841		1903	1857	1928a	1907	1917	1910	1935	1927	1956a	1940			2003
Whitton (WTN)		1850			1900	1923			1920			1930	1953				
Feltham (FEL)	a 1842		1846	1908		1904				1916	1938		1934		1947	2008	
Ashford (Surrey) (AFS)	a 1847			1912		1908					1942		1938			2012	
Staines (SNS)	a 1850		1854	1916		1911				1922	1946		1941		1954	2016	
Strawberry Hill (STW)	a				1907			1910				1938					2007
Teddington (TED)	a				1910							1942					2010
Hampton Wick (HMW)	a				1914							1945					2014
Kingston (KNG)	a				1916							1947					2016

Operator	SW C	SW B	SW A	SW WW	SW C	SW B	SW A	SW WW	SW C	SW H	SW A	SW WW	SW C	SW B	SW A	SW WW	
London Waterloo (WAT)	1933	1937	1950	1952	2000	2003	2020	2022	2030	2033	2050	2052	2100	2103	2120	2122	2130
Vauxhall (VXH)	1937	1941		1956	2004	2007		2026	2034	2037		2056	2104	2107		2126	2134
Queenstown Rd.(Battersea) (QRB)				1959	2007			2029	2037			2059	2107			2129	2137
Clapham Junction (CLJ)	1943	1947	1958	2002	2010	2013	2028	2032	2040	2043	2058	2102	2110	2113	2128	2132	2140
Wandsworth Town (WNT)		1949		2005	2013			2035	2043			2105	2113			2135	2143
Putney (PUT)	1947	1952		2008	2016	2017		2038	2046	2047		2108	2116	2117		2138	2146
Barnes (BNS)		1958c		2012	2021			2042	2051			2112	2121			2142	2151
Barnes Bridge (BNI)		2000		2014				2044				2114				2144	
Chiswick (CHK)		2003		2017				2047				2117				2147	
Kew Bridge (KWB)		2005		2020				2050				2120				2150	
Brentford (BFD)		2008		2023				2053				2123				2153	
Syon Lane (SYL)		2010		2025				2055				2125				2155	
Isleworth (ISL)		2012		2027				2057				2127				2157	
Hounslow (HOU)		2015a		2032				2102				2132				2202	
Mortlake (MTL)					2024				2054				2124				2154
North Sheen (NSH)					2026				2056				2126				2156
Richmond (RMD)	1953		2006		2028	2023	2036		2058	2053	2106		2128	2123	2136		2158
St Margarets (SMG)					2031				2101				2131				2201
Twickenham (TWI)	1957		2010		2033	2027	2040		2103	2057	2110		2133	2127	2140		2203
Whitton (WTN)	2000					2030				2100				2130			
Feltham (FEL)	a 2004		2016	2038		2034	2046	2108		2104	2116	2138		2134	2146	2208	
Ashford (Surrey) (AFS)	a 2008			2042		2038		2112		2108		2142		2138		2212	
Staines (SNS)	a 2011		2022	2046		2041	2052	2116		2111	2122	2146		2141	2153	2216	
Strawberry Hill (STW)	a				2037				2107				2137				2207
Teddington (TED)	a				2040				2110				2140				2210
Hampton Wick (HMW)	a				2044				2114				2144				2214
Kingston (KNG)	a				2046				2116				2146				2216

NOTES (see introductory pages for explanation of train operator codes and standard symbols)

- a Arrival time
- d Departure time
- c Arrives 3 minutes earlier
- f Arrives 4 minutes earlier

- A To Weybridge
- B To Reading
- C To Windsor & Eton Riverside
- D To Shepperton
- E To Aldershot
- F To Twickenham
- G To Hounslow
- H To Bracknell
- WH To London Waterloo via Hounslow
- WW To London Waterloo via Wimbledon

London to Putney, Hounslow, Richmond, Twickenham and Kingston

**Mondays to Fridays**

Operator	Days of operation/Notes	SW C	SW H	SW A	SW WW	SW C	SW B	SW A	SW WW	SW C	SW H	SW A	SW WW	SW C	SW B	SW J	SW FO WW	SW FX
London Waterloo (WAT)	⊖ 15 d	2133	2150	2152	2200	2203	2220	2222	2230	2233	2250	2252	2300	2303	2320	2322	2330	2330
Vauxhall (VXH)	⊖ d	2137		2156	2204	2207		2226	2234	2237		2256	2304	2307		2326	2334	2334
Queenstown Rd.(Battersea) (QRB)	d			2159	2207			2229	2237			2259	2307			2329	2337	2337
Clapham Junction (CLJ)	10 d	2143	2158	2202	2210	2213	2228	2232	2240	2243	2258	2302	2310	2313	2328	2332	2340	2340
Wandsworth Town (WNT)	d			2205	2213			2235	2243			2305	2313			2335	2343	2343
Putney (PUT)	d	2147		2208	2216	2217		2238	2246	2247		2308	2316	2317		2338	2346	2346
Barnes (BNS)	d			2212	2221			2242	2251			2312	2321			2342	2352c	2352c
Barnes Bridge (BNI)	d			2214				2244				2314				2344		
Chiswick (CHK)	d			2217				2247				2317				2347		
Kew Bridge (KWB)	d			2220				2250				2320				2350		
Brentford (BFD)	d			2223				2253				2323				2353		
Syon Lane (SYL)	d			2225				2255				2325				2355		
Isleworth (ISL)	d			2227				2257				2327				2357		
Hounslow (HOU)	d			2232				2302				2332				0002c		
Mortlake (MTL)	d				2224				2254				2324				2354	2354
North Sheen (NSH)	d				2226				2256				2326				2356	2356
Richmond (RMD)	⊖ d	2153	2206		2228	2223	2236		2258	2253	2306		2328	2323	2336		2359	2359
St Margarets (SMG)	d				2231				2301				2331				0001	0001
Twickenham (TWI)	d	2157	2210		2233	2227	2240		2303	2257	2310		2333	2327	2340		0004	0004
Whitton (WTN)	d	2200				2230				2300				2330				
Feltham (FEL)	a	2204	2216	2238		2234	2246	2308		2304	2316	2338		2334	2346	0008		
Ashford (Surrey) (AFS)	a	2208		2242		2238		2312		2308		2342		2338		0012		
Staines (SNS)	a	2211	2223	2246		2241	2252	2316		2311	2322	2346		2341	2352	0016		
Strawberry Hill (STW)	a				2237				2307				2337				0007	0007
Teddington (TED)	a				2240				2310				2340				0011	0011
Hampton Wick (HMW)	a				2244				2314				2344				0013	0013
Kingston (KNG)	a				2246				2316				2346				0015	0015

Operator	Days of operation/Notes	SW C	SW B	SW	SW TSM	SW TSM	SW SM B	SW SM	SW SM	SW SM
London Waterloo (WAT)	⊖ 15 d	2333	2350	2352	0001	0003	0020	0022	0033	0036
Vauxhall (VXH)	⊖ d	2337		2356	0005	0008		0026	0037	0040
Queenstown Rd.(Battersea) (QRB)	d			2359	0008			0029	0043	0043
Clapham Junction (CLJ)	10 d	2343	2358	0002	0011	0014	0028	0032	0043	0046
Wandsworth Town (WNT)	d			0005	0014			0035	0049	0049
Putney (PUT)	d	2347		0008	0017	0018		0038	0047	0052
Barnes (BNS)	d			0012	0022			0041	0055	0055
Barnes Bridge (BNI)	d			0014				0043		
Chiswick (CHK)	d			0017				0046		
Kew Bridge (KWB)	d			0020				0049		
Brentford (BFD)	d			0023				0052		
Syon Lane (SYL)	d			0025				0054		
Isleworth (ISL)	d			0027				0056		
Hounslow (HOU)	d			0030a				0059a		
Mortlake (MTL)	d				0025					0057
North Sheen (NSH)	d				0027					0059
Richmond (RMD)	⊖ d	2353	0006		0029	0024	0036		0053	0102
St Margarets (SMG)	d				0032					0104
Twickenham (TWI)	d	2357	0010		0034	0028	0040		0057	0107
Whitton (WTN)	d	2359				0031			0100	
Feltham (FEL)	a	0004	0016			0035	0046		0104	
Ashford (Surrey) (AFS)	a	0008				0039			0108	
Staines (SNS)	a	0011	0022			0043	0053		0112	
Strawberry Hill (STW)	a				0038					0110s
Teddington (TED)	a									0114s
Hampton Wick (HMW)	a									0116s
Kingston (KNG)	a									0122

NOTES (see introductory pages for explanation of train operator codes and standard symbols)

- a Arrival time
- d Departure time
- s Stops to set down only
- c Arrives 3 minutes earlier

- A To Weybridge
- B To Reading
- C To Windsor & Eton Riverside
- H To Bracknell
- J To Woking
- WW To London Waterloo via Wimbledon

- FO Fridays only
- FX Not Fridays
- SM Saturday mornings
- TSM Tuesday to Saturday mornings

London to Putney, Hounslow, Richmond, Twickenham and Kingston

Saturdays

Operator		SW A	SW	SW A	SW B	SW WW	SW B	SW C	SW A	SW WW	SW B	SW A	SW WW	SW C	SW B	SW A	SW WW
Days of operation/Notes																	
London Waterloo (WAT)	16 d			0522	0526	0530	0550		0552	0600	0620	0622	0630	0633	0650	0652	0700
Vauxhall (VXH)	d			0526	0530	0534			0556	0604		0626	0634	0637		0656	0704
Queenstown Rd.(Battersea) (QRB)	d			0529		0537			0559	0607		0629	0637			0659	0707
Clapham Junction (CLJ)	10 d	0511		0532	0536	0540	0558		0602	0610	0628	0632	0640	0643	0658	0702	0710
Wandsworth Town (WNT)	d	0514		0535		0543			0605	0613		0635	0643			0705	0713
Putney (PUT)	d	0517		0538		0546			0608	0616		0638	0646	0647		0708	0716
Barnes (BNS)	d	0520		0542		0551			0612	0621		0642	0651			0712	0721
Barnes Bridge (BNI)	d			0544					0614			0644				0714	
Chiswick (CHK)	d			0547					0617			0647				0717	
Kew Bridge (KWB)	d			0550					0620			0650				0720	
Brentford (BFD)	d			0553					0623			0653				0723	
Syon Lane (SYL)	d			0555					0625			0655				0725	
Isleworth (ISL)	d			0557					0627			0657				0727	
Hounslow (HOU)	d			0601					0632			0702				0732	
Mortlake (MTL)	d	0522				0554				0624			0654				0724
North Sheen (NSH)	d	0524				0556				0626			0656				0726
Richmond (RMD)	d	0527			0544	0558	0606			0628	0636		0658	0653	0706		0728
St Margarets (SMG)	d	0529				0601				0631			0701				0731
Twickenham (TWI)	d	0532	0539		0548	0603	0610	0627		0633	0640		0703	0657	0710		0733
Whitton (WTN)	d	0535	0542a					0630						0700			
Feltham (FEL)	a	0539		0606	0554		0616	0634	0638		0646	0708		0704	0716	0738	
Ashford (Surrey) (AFS)	a	0543		0611				0638	0642			0712		0708		0742	
Staines (SNS)	a	0547		0614	0601		0622	0641	0646		0652	0716		0711	0722	0746	
Strawberry Hill (STW)	a					0607				0637			0707				0737
Teddington (TED)	a					0610				0640			0710				0740
Hampton Wick (HMW)	a					0614				0644			0714				0744
Kingston (KNG)	a					0616				0646			0716				0746

Operator		SW C	SW B	SW A	SW WW	SW C	SW B	SW A	SW WW	SW C	SW B	SW A	SW WW	SW C	SW A	SW B	SW WW
Days of operation/Notes																	
London Waterloo (WAT)	16 d	0703	0720	0722	0730	0733	0750	0752	0800	0803	0820	0822	0828		0852	0855	0900
Vauxhall (VXH)	d	0707		0726	0734	0737		0756	0804	0807		0826	0832		0900e		0904
Queenstown Rd.(Battersea) (QRB)	d			0729	0737			0759	0807			0829	0835		0903		0907
Clapham Junction (CLJ)	10 d	0713	0728	0732	0740	0743	0758	0802	0810	0813	0828	0832	0838		0906	0903	0910
Wandsworth Town (WNT)	d			0735	0743			0805	0813			0835	0841		0908		0913
Putney (PUT)	d	0717		0738	0746	0747		0808	0816	0817		0838	0844		0911		0916
Barnes (BNS)	d			0742	0751			0812	0821			0842	0847		0914		0921
Barnes Bridge (BNI)	d			0744				0814				0844			0916		
Chiswick (CHK)	d			0747				0817				0847			0919		
Kew Bridge (KWB)	d			0750				0820				0850			0922		
Brentford (BFD)	d			0753				0823				0853			0925		
Syon Lane (SYL)	d			0755				0825				0855			0927		
Isleworth (ISL)	d			0757				0827				0857			0929		
Hounslow (HOU)	d			0802				0832				0901			0932		
Mortlake (MTL)	d				0754				0824				0849				0924
North Sheen (NSH)	d				0756				0826				0851				0926
Richmond (RMD)	d	0723	0736		0758	0753	0806		0828	0823	0836		0854			0911	0928
St Margarets (SMG)	d				0801				0831				0856				0931
Twickenham (TWI)	d	0727	0740		0803	0757	0810		0833	0827	0840		0900	0903		0915	0933
Whitton (WTN)	d	0730				0800				0830				0906			
Feltham (FEL)	a	0734	0746	0808		0804	0816	0838		0834	0846	0906		0910	0938	0921	
Ashford (Surrey) (AFS)	a	0738		0812		0808		0842		0838		0911		0915	0942		
Staines (SNS)	a	0741	0753	0816		0811	0822	0846		0841	0852	0914		0918	0946	0927	
Strawberry Hill (STW)	a				0807				0837				0903				0937
Teddington (TED)	a				0810				0840				0907				0940
Hampton Wick (HMW)	a				0814				0844				0914				0944
Kingston (KNG)	a				0816				0846				0916				0946

NOTES (see introductory pages for explanation of train operator codes and standard symbols)

- a Arrival time
- d Departure time
- e Arrives 4 minutes earlier

- A To Weybridge
- B To Reading
- C To Windsor & Eton Riverside
- WW To London Waterloo via Wimbledon

London to Putney, Hounslow, Richmond, Twickenham and Kingston

Saturdays

Operator	SW C	SW B	SW A	SW WW	SW C	SW B	SW A	SW WW	SW C	SW B	SW A	SW WW	SW C	SW B	SW A	SW WW
London Waterloo (WAT)	0903	0920	0922	0930	0933	0950	0952	1000	1003	1020	1022	1030	1033	1050	1052	1100
Vauxhall (VXH)	0907		0926	0934	0937		0956	1004	1007		1026	1034	1037		1056	1104
Queenstown Rd.(Battersea) (QRB)			0929	0937			0959	1007			1029	1037			1059	1107
Clapham Junction (CLJ)	0913	0928	0932	0940	0943	0958	1002	1010	1013	1028	1032	1040	1043	1058	1102	1110
Wandsworth Town (WNT)			0935	0943			1005	1013			1035	1043			1105	1113
Putney (PUT)	0917		0938	0946	0947		1008	1016	1017		1038	1046	1047		1108	1116
Barnes (BNS)			0942	0951			1012	1021			1042	1051			1112	1121
Barnes Bridge (BNI)			0944				1014				1044				1114	
Chiswick (CHK)			0947				1017				1047				1117	
Kew Bridge (KWB)			0950				1020				1050				1120	
Brentford (BFD)			0953				1023				1053				1123	
Syon Lane (SYL)			0955				1025				1055				1125	
Isleworth (ISL)			0957				1027				1057				1127	
Hounslow (HOU)			1002				1032				1102				1132	
Mortlake (MTL)				0954				1024				1054				1124
North Sheen (NSH)				0956				1026				1056				1126
Richmond (RMD)	0923	0936		0958	0953	1006		1028	1023	1036		1058	1053	1106		1128
St Margarets (SMG)				1001				1031				1101				1131
Twickenham (TWI)	0927	0940		1003	0957	1010		1033	1027	1040		1103	1057	1110		1133
Whitton (WTN)	0930				1000				1030				1100			
Feltham (FEL)	0934	0946	1008		1004	1016	1038		1034	1046	1108		1104	1116	1138	
Ashford (Surrey) (AFS)	0938		1012		1008		1042		1038		1112		1108		1142	
Staines (SNS)	0941	0952	1016		1011	1022	1046		1041	1052	1116		1111	1122	1146	
Strawberry Hill (STW)				1007				1037				1107				1137
Teddington (TED)				1010				1040				1110				1140
Hampton Wick (HMW)				1014				1044				1114				1144
Kingston (KNG)				1016				1046				1116				1146

Operator	SW C	SW B	SW A	SW WW	SW C	SW B	SW A	SW WW	SW C	SW B	SW A	SW WW	SW C	SW B	SW A	SW WW
London Waterloo (WAT)	1103	1120	1122	1130	1133	1150	1152	1200	1203	1220	1222	1230	1233	1250	1252	1300
Vauxhall (VXH)	1107		1126	1134	1137		1156	1204	1207		1226	1234	1237		1256	1304
Queenstown Rd.(Battersea) (QRB)			1129	1137			1159	1207			1229	1237			1259	1307
Clapham Junction (CLJ)	1113	1128	1132	1140	1143	1158	1202	1210	1213	1228	1232	1240	1243	1258	1302	1310
Wandsworth Town (WNT)			1135	1143			1205	1213			1235	1243			1305	1313
Putney (PUT)	1117		1138	1146	1147		1208	1216	1217		1238	1246	1247		1308	1316
Barnes (BNS)			1142	1151			1212	1221			1242	1251			1312	1321
Barnes Bridge (BNI)			1144				1214				1244				1314	
Chiswick (CHK)			1147				1217				1247				1317	
Kew Bridge (KWB)			1150				1220				1250				1320	
Brentford (BFD)			1153				1223				1253				1323	
Syon Lane (SYL)			1155				1225				1255				1325	
Isleworth (ISL)			1157				1227				1257				1327	
Hounslow (HOU)			1202				1232				1302				1332	
Mortlake (MTL)				1154				1224				1254				1324
North Sheen (NSH)				1156				1226				1256				1326
Richmond (RMD)	1123	1136		1158	1153	1206		1228	1223	1236		1258	1253	1306		1328
St Margarets (SMG)				1201				1231				1301				1331
Twickenham (TWI)	1127	1140		1203	1157	1210		1233	1227	1240		1303	1257	1310		1333
Whitton (WTN)	1130				1200				1230				1300			
Feltham (FEL)	1134	1146	1208		1204	1216	1238		1234	1246	1308		1304	1316	1338	
Ashford (Surrey) (AFS)	1138		1212		1208		1242		1238		1312		1308		1342	
Staines (SNS)	1141	1152	1216		1211	1222	1246		1241	1253	1316		1311	1322	1346	
Strawberry Hill (STW)				1207				1237				1307				1337
Teddington (TED)				1210				1240				1310				1340
Hampton Wick (HMW)				1214				1244				1314				1344
Kingston (KNG)				1216				1246				1316				1346

NOTES (see introductory pages for explanation of train operator codes and standard symbols)






a Arrival time  
d Departure time





A To Weybridge  
B To Reading  
C To Windsor & Eton Riverside  
WW To London Waterloo via Wimbledon



London to Putney, Hounslow, Richmond, Twickenham and Kingston

Saturdays

Operator	SW C	SW B	SW A	SW WW	SW C	SW B	SW A	SW WW	SW C	SW B	SW A	SW WW	SW C	SW B	SW A	SW WW
London Waterloo (WAT)  d	1303	1320	1322	1330	1333	1350	1352	1400	1403	1420	1422	1430	1433	1450	1452	1500
Vauxhall (VXH)  d	1307		1326	1334	1337		1356	1404	1407		1426	1434	1437		1456	1504
Queenstown Rd.(Battersea) (QRB)  d			1329	1337			1359	1407			1429	1437			1459	1507
Clapham Junction (CLJ)  d	1313	1328	1332	1340	1343	1358	1402	1414	1413	1428	1432	1440	1443	1458	1502	1510
Wandsworth Town (WNT) d			1335	1343			1405	1417			1435	1443			1505	1513
Putney (PUT) d	1317		1338	1346	1347		1408	1420	1417		1438	1446	1447		1508	1516
Barnes (BNS) d			1342	1351			1412	1423			1442	1451			1512	1521
Barnes Bridge (BNI) d			1344				1414				1444				1514	
Chiswick (CHK) d			1347				1417				1447				1517	
Kew Bridge (KWB) d			1350				1420				1450				1520	
Brentford (BFD) d			1353				1423				1453				1523	
Syon Lane (SYL) d			1355				1425				1455				1525	
Isleworth (ISL) d			1357				1427				1457				1527	
Hounslow (HOU) d			1402				1432				1502				1532	
Mortlake (MTL) d				1354				1425				1454				1524
North Sheen (NSH) d				1356				1427				1456				1526
Richmond (RMD)  d	1323	1336		1358	1353	1406		1430	1423	1436		1458	1453	1506		1528
St Margarets (SMG) d				1401				1432				1501				1531
Twickenham (TWI) d	1327	1340		1403	1357	1410		1435	1427	1440		1503	1457	1510		1533
Whitton (WTN) d	1330				1400				1430				1500			
Feltham (FEL) a	1334	1346	1408		1404	1416	1438		1434	1446	1508		1504	1516	1538	
Ashford (Surrey) (AFS) a	1338		1412		1408		1442		1438		1512		1508		1542	
Staines (SNS) a	1341	1352	1416		1411	1422	1446		1441	1452	1516		1511	1522	1546	
Strawberry Hill (STW) a				1407				1438				1507				1537
Teddington (TED) a				1410				1442				1510				1540
Hampton Wick (HMW) a				1414				1445				1514				1544
Kingston (KNG) a				1416				1447				1516				1546

Operator	SW C	SW B	SW A	SW WW	SW C	SW B	SW A	SW WW	SW C	SW B	SW A	SW WW	SW C	SW B	SW A	SW WW
London Waterloo (WAT)  d	1503	1520	1522	1530	1533	1550	1552	1600	1603	1620	1622	1630	1633	1650	1652	1700
Vauxhall (VXH)  d	1507		1526	1534	1537		1556	1604	1607		1626	1634	1637		1656	1704
Queenstown Rd.(Battersea) (QRB) d			1529	1537			1559	1607			1629	1637			1659	1707
Clapham Junction (CLJ)  d	1513	1528	1532	1540	1543	1558	1602	1610	1613	1628	1632	1640	1643	1658	1702	1710
Wandsworth Town (WNT) d			1535	1543			1605	1613			1635	1643			1705	1713
Putney (PUT) d	1517		1538	1546	1547		1608	1616	1617		1638	1646	1647		1708	1716
Barnes (BNS) d			1542	1551			1612	1621			1642	1651			1712	1721
Barnes Bridge (BNI) d			1544				1614				1644				1714	
Chiswick (CHK) d			1547				1617				1647				1717	
Kew Bridge (KWB) d			1550				1620				1650				1720	
Brentford (BFD) d			1553				1623				1653				1723	
Syon Lane (SYL) d			1555				1625				1655				1725	
Isleworth (ISL) d			1557				1627				1657				1727	
Hounslow (HOU) d			1602				1632				1702				1732	
Mortlake (MTL) d				1554				1624				1654				1724
North Sheen (NSH) d				1556				1626				1656				1726
Richmond (RMD)  d	1523	1536		1558	1553	1606		1628	1623	1636		1658	1653	1706		1728
St Margarets (SMG) d				1601				1631				1701				1731
Twickenham (TWI) d	1527	1540		1603	1557	1610		1633	1627	1640		1703	1657	1710		1733
Whitton (WTN) d	1530				1600				1630				1700			
Feltham (FEL) a	1534	1546	1608		1604	1616	1638		1634	1646	1708		1704	1716	1738	
Ashford (Surrey) (AFS) a	1538		1612		1608		1642		1638		1712		1708		1742	
Staines (SNS) a	1541	1552	1616		1611	1622	1646		1641	1652	1716		1711	1722	1746	
Strawberry Hill (STW) a				1607				1637				1707				1737
Teddington (TED) a				1610				1640				1710				1740
Hampton Wick (HMW) a				1614				1644				1714				1744
Kingston (KNG) a				1616				1646				1716				1746

NOTES (see introductory pages for explanation of train operator codes and standard symbols)

a Arrival time  
d Departure time

A To Weybridge  
B To Reading  
C To Windsor & Eton Riverside  
WW To London Waterloo via Wimbledon

London to Putney, Hounslow, Richmond, Twickenham and Kingston

Saturdays

Operator	Days of operation/Notes	SW C	SW B	SW A	SW WW	SW C	SW B	SW A	SW WW	SW C	SW B	SW A	SW WW	SW C	SW B	SW A	SW WW
London Waterloo (WAT)	☉ 15 d	1703	1720	1722	1730	1733	1750	1752	1800	1803	1820	1822	1830	1833	1850	1852	1900
Vauxhall (VXH)	☉ d	1707		1726	1734	1737		1756	1804	1807		1826	1834	1837		1856	1904
Queenstown Rd.(Battersea) (QRB)	d			1729	1737			1759	1807			1829	1837			1859	1907
Clapham Junction (CLJ)	10 d	1713	1728	1732	1740	1743	1758	1802	1810	1813	1828	1832	1840	1843	1858	1902	1910
Wandsworth Town (WNT)	d			1735	1743			1805	1813			1835	1843			1905	1913
Putney (PUT)	d	1717		1738	1746	1747		1808	1816	1817		1838	1846	1847		1908	1916
Barnes (BNS)	d			1742	1751			1812	1821			1842	1851			1912	1921
Barnes Bridge (BNI)	d			1744				1814				1844				1914	
Chiswick (CHK)	d			1747				1817				1847				1917	
Kew Bridge (KWB)	d			1750				1820				1850				1920	
Brentford (BFD)	d			1753				1823				1853				1923	
Syon Lane (SYL)	d			1755				1825				1855				1925	
Isleworth (ISL)	d			1757				1827				1857				1927	
Hounslow (HOU)	d			1802				1832				1902				1932	
Mortlake (MTL)	d				1754				1824				1854				1924
North Sheen (NSH)	d				1756				1826				1856				1926
Richmond (RMD)	☉ d	1723	1736		1758	1753	1806		1828	1823	1836		1858	1853	1906		1928
St Margarets (SMG)	d				1801				1831				1901				1931
Twickenham (TWI)	d	1727	1740		1803	1757	1810		1833	1827	1840		1903	1857	1910		1933
Whitton (WTN)	d	1730				1800				1830				1900			
Feltham (FEL)	a	1734	1746	1808		1804	1816	1838		1834	1846	1908		1904	1916	1938	
Ashford (Surrey) (AFS)	a	1738		1812		1808		1842		1838		1912		1908		1942	
Staines (SNS)	a	1741	1752	1816		1811	1822	1846		1841	1852	1916		1911	1922	1946	
Strawberry Hill (STW)	a				1807				1837				1907				1937
Teddington (TED)	a				1810				1840				1910				1940
Hampton Wick (HMW)	a				1814				1844				1914				1944
Kingston (KNG)	a				1816				1846				1916				1946

Operator	Days of operation/Notes	SW C	SW B	SW A	SW WW	SW C	SW B	SW A	SW WW	SW C	SW B	SW A	SW WW	SW C	SW B	SW A	SW WW
London Waterloo (WAT)	☉ 15 d	1903	1920	1922	1930	1933	1950	1952	2000	2003	2020	2022	2030	2033	2050	2052	2100
Vauxhall (VXH)	☉ d	1907		1926	1934	1937		1956	2004	2007		2026	2034	2037		2056	2104
Queenstown Rd.(Battersea) (QRB)	d			1929	1937			1959	2007			2029	2037			2059	2107
Clapham Junction (CLJ)	10 d	1913	1928	1932	1940	1943	1958	2002	2010	2013	2028	2032	2040	2043	2058	2102	2110
Wandsworth Town (WNT)	d			1935	1943			2005	2013			2035	2043			2105	2113
Putney (PUT)	d	1917		1938	1946	1947		2008	2016	2017		2038	2046	2047		2108	2116
Barnes (BNS)	d			1942	1951			2012	2021			2042	2051			2112	2121
Barnes Bridge (BNI)	d			1944				2014				2044				2114	
Chiswick (CHK)	d			1947				2017				2047				2117	
Kew Bridge (KWB)	d			1950				2020				2050				2120	
Brentford (BFD)	d			1953				2023				2053				2123	
Syon Lane (SYL)	d			1955				2025				2055				2125	
Isleworth (ISL)	d			1957				2027				2057				2127	
Hounslow (HOU)	d			2002				2032				2102				2132	
Mortlake (MTL)	d				1954				2024				2054				2124
North Sheen (NSH)	d				1956				2026				2056				2126
Richmond (RMD)	☉ d	1923	1936		1958	1953	2006		2028	2023	2036		2058	2053	2106		2128
St Margarets (SMG)	d				2001				2031				2101				2131
Twickenham (TWI)	d	1927	1940		2003	1957	2010		2033	2027	2040		2103	2057	2110		2133
Whitton (WTN)	d	1930				2000				2030				2100			
Feltham (FEL)	a	1934	1946	2008		2004	2016	2038		2034	2046	2108		2104	2116	2138	
Ashford (Surrey) (AFS)	a	1938		2012		2008		2042		2038		2112		2108		2142	
Staines (SNS)	a	1941	1952	2016		2011	2022	2046		2041	2053	2116		2111	2122	2146	
Strawberry Hill (STW)	a				2007				2037				2107				2137
Teddington (TED)	a				2010				2040				2110				2140
Hampton Wick (HMW)	a				2014				2044				2114				2144
Kingston (KNG)	a				2016				2046				2116				2146

NOTES (see introductory pages for explanation of train operator codes and standard symbols)

- a Arrival time
- d Departure time

- A To Weybridge
- B To Reading
- C To Windsor & Eton Riverside
- WW To London Waterloo via Wimbledon

London to Putney, Hounslow, Richmond, Twickenham and Kingston

Saturdays

Operator	Days of operation/Notes	SW C	SW B	SW A	SW WW	SW C	SW B	SW A	SW WW	SW C	SW B	SW A	SW WW	SW C	SW B	SW A	SW WW
London Waterloo (WAT)	16 d	2103	2120	2122	2130	2133	2150	2152	2200	2203	2220	2222	2230	2233	2250	2252	2300
Vauxhall (VXH)	d	2107		2126	2134	2137		2156	2204	2207		2226	2234	2237		2256	2304
Queenstown Rd.(Battersea) (QRB)	d			2129	2137			2159	2207			2229	2237			2259	2307
Clapham Junction (CLJ)	10 d	2113	2128	2132	2140	2143	2158	2202	2210	2213	2228	2232	2240	2243	2258	2302	2310
Wandsworth Town (WNT)	d			2135	2143			2205	2213			2235	2243			2305	2313
Putney (PUT)	d	2117		2138	2146	2147		2208	2216	2217		2238	2246	2247		2308	2316
Barnes (BNS)	d			2142	2151			2212	2221			2242	2251			2312	2321
Barnes Bridge (BNI)	d			2144				2214				2244				2314	
Chiswick (CHK)	d			2147				2217				2247				2317	
Kew Bridge (KWB)	d			2150				2220				2250				2320	
Brentford (BFD)	d			2153				2223				2253				2323	
Syon Lane (SYL)	d			2155				2225				2255				2325	
Isleworth (ISL)	d			2157				2227				2257				2327	
Hounslow (HOU)	d			2202				2232				2302				2332	
Mortlake (MTL)	d				2154				2224				2254				2324
North Sheen (NSH)	d				2156				2226				2256				2326
Richmond (RMD)	16 d	2123	2136		2158	2153	2206		2228	2223	2236		2258	2253	2306		2328
St Margarets (SMG)	d				2201				2231				2301				2331
Twickenham (TWI)	d	2127	2140		2203	2157	2210		2233	2227	2240		2303	2257	2310		2333
Whitton (WTN)	d	2130				2200				2230				2300			
Feltham (FEL)	a	2134	2146	2208		2204	2216	2238		2234	2246	2308		2304	2316	2338	
Ashford (Surrey) (AFS)	a	2138		2212		2208		2242		2238		2312		2308		2342	
Staines (SNS)	a	2141	2152	2216		2211	2222	2246		2241	2252	2316		2311	2323	2346	
Strawberry Hill (STW)	a				2207				2237				2307				2337
Teddington (TED)	a				2210				2240				2310				2340
Hampton Wick (HMW)	a				2214				2244				2314				2344
Kingston (KNG)	a				2216				2246				2316				2346

Operator	Days of operation/Notes	SW C	SW B	SW D	SW WW	SW C	SW B	SW	SW SUM	SW SUM C	SW SUM B	SW SUM	SW SUM
London Waterloo (WAT)	16 d	2303	2320	2322	2330	2333	2350	2352	0001	0003	0020	0022	0030
Vauxhall (VXH)	d	2307		2326	2334	2337		2356	0005	0008		0026	0034
Queenstown Rd.(Battersea) (QRB)	d			2329	2337			2359	0008			0029	0037
Clapham Junction (CLJ)	10 d	2313	2328	2332	2340	2343	2358	0002	0011	0014	0028	0032	0040
Wandsworth Town (WNT)	d			2335	2343			0005	0014			0035	0043
Putney (PUT)	d	2317		2338	2346	2347		0008	0017	0018		0038	0046
Barnes (BNS)	d			2342	2351			0012	0022			0041	0051
Barnes Bridge (BNI)	d			2344				0014				0043	
Chiswick (CHK)	d			2347				0017				0046	
Kew Bridge (KWB)	d			2350				0020				0049	
Brentford (BFD)	d			2353				0023				0052	
Syon Lane (SYL)	d			2355				0025				0054	
Isleworth (ISL)	d			2357				0027				0056	
Hounslow (HOU)	d			0002c				0030a				0059a	
Mortlake (MTL)	d				2354				0025				0054
North Sheen (NSH)	d				2356				0027				0056
Richmond (RMD)	16 d	2323	2336		2358	2353	0006		0029	0024	0036		0053
St Margarets (SMG)	d				0001				0032				0101
Twickenham (TWI)	d	2327	2340		0004	2357	0010		0034	0028	0040		0057
Whitton (WTN)	d	2330				2359				0031			0100
Feltham (FEL)	a	2334	2346	0008		0004	0016			0035	0046		0104
Ashford (Surrey) (AFS)	a	2338		0012		0008				0039			0108
Staines (SNS)	a	2341	2352	0016		0011	0022			0043	0052		0112
Strawberry Hill (STW)	a				0007				0038s				0107s
Teddington (TED)	a				0011				0041s				0110s
Hampton Wick (HMW)	a				0014				0044s				0113s
Kingston (KNG)	a				0016				0047				0117

NOTES (see introductory pages for explanation of train operator codes and standard symbols)

- a Arrival time
- d Departure time
- s Stops to set down only
- c Arrives 3 minutes earlier

- A To Weybridge
- B To Reading
- C To Windsor & Eton Riverside
- D To Woking
- WW To London Waterloo via Wimbledon

SUM Sunday mornings

London to Putney, Hounslow, Richmond, Twickenham and Kingston

Sundays

Operator		SW	SW	SW	SW	SW	SW	SW	SW	SW	SW	SW	SW	SW	SW	SW	SW
Days of operation/Notes		WW	A	B	WW	C	A	B	C	WW	A	C	A	B	C	WW	A
London Waterloo (WAT)	16 d	0614	0644	0700	0714	0727			0809	0814	0825	0839	0844	0849	0909	0917	0924
Vauxhall (VXH)	16 d	0618	0648	0704	0718	0732			0813	0818	0829	0843	0848	0853	0913	0921	0928
Queenstown Rd.(Battersea) (QRB)	16 d	0621	0651		0721					0821			0852	0857		0925	
Clapham Junction (CLJ)	10 d	0624	0654	0710	0724	0748c	0752	0800	0819	0824	0835	0849	0855	0900	0919	0928	0935
Wandsworth Town (WNT)	10 d	0627	0657		0727		0755	0803		0827			0857	0903		0930	
Putney (PUT)	d	0630	0700	0714	0730	0753	0758	0806	0823	0830	0839	0853	0900	0906	0923	0933	0939
Barnes (BNS)	d	0633	0703		0733		0801	0809		0833			0903	0909		0936	
Barnes Bridge (BNI)	d							0811						0911			
Chiswick (CHK)	d							0813						0913			
Kew Bridge (KWB)	d							0816						0916			
Brentford (BFD)	d							0819						0919			
Syon Lane (SYL)	d							0821						0921			
Isleworth (ISL)	d							0823						0923			
Hounslow (HOU)	d							0826						0926			
Mortlake (MTL)	d	0635	0705		0735		0804			0835			0906			0939	
North Sheen (NSH)	d	0637	0707		0737		0806			0837			0908			0941	
Richmond (RMD)	16 d	0640	0710	0720	0740	0759	0808		0829	0840	0846	0859	0910		0929	0943	0946
St Margarets (SMG)	d	0642	0712		0742		0811			0842			0913			0946	
Twickenham (TWI)	d	0645	0715	0724	0745	0803	0814		0833	0845	0851	0903	0915		0933	0948	0951
Whitton (WTN)	d		0718				0817				0854	0903	0918			0954	
Feltham (FEL)	a		0722	0729		0808	0821	0832	0838		0858	0909	0922	0932	0939		0958
Ashford (Surrey) (AFS)	a		0726				0825	0836			0903	0915	0927	0936			1003
Staines (SNS)	a		0730	0736		0815	0829	0840	0845		0906	0915	0930	0940	0945		1006
Strawberry Hill (STW)	a	0648			0748					0848						0952	
Teddington (TED)	a	0652			0752					0852						0955	
Hampton Wick (HMW)	a	0657			0757					0857						0958	
Kingston (KNG)	a	0659			0759					0859						1000	

Operator		SW	SW	SW	SW	SW	SW	SW	SW	SW	SW	SW	SW	SW	SW	SW	SW
Days of operation/Notes		C	A	B	C	WW	A	C	A	B	C	WW	A	C	A	B	C
London Waterloo (WAT)	16 d	0939	0942	0949	1009	1014	1025	1039	1044	1050	1109	1114	1125	1139	1144	1150	1209
Vauxhall (VXH)	16 d	0943	0946	0953	1013	1018	1029	1043	1048	1054	1113	1118	1129	1143	1148	1154	1213
Queenstown Rd.(Battersea) (QRB)	16 d		0950	0957		1021			1051	1057			1121		1151	1157	
Clapham Junction (CLJ)	10 d	0949	0954	1000	1019	1024	1035	1049	1054	1100	1119	1124	1135	1149	1154	1200	1219
Wandsworth Town (WNT)	d		0957	1003		1027			1057	1103			1127		1157	1203	
Putney (PUT)	d	0953	1000	1006	1023	1030	1039	1053	1100	1106	1123	1130	1139	1153	1200	1206	1223
Barnes (BNS)	d		1003	1009		1033			1103	1109			1133		1203	1209	
Barnes Bridge (BNI)	d			1011						1111						1211	
Chiswick (CHK)	d			1013						1113						1213	
Kew Bridge (KWB)	d			1016						1116						1216	
Brentford (BFD)	d			1019						1119						1219	
Syon Lane (SYL)	d			1021						1121						1221	
Isleworth (ISL)	d			1023						1123						1223	
Hounslow (HOU)	d			1026						1126						1226	
Mortlake (MTL)	d		1005			1035			1105			1135			1205		
North Sheen (NSH)	d		1007			1037			1107			1137			1207		
Richmond (RMD)	16 d	0959	1010		1029	1040	1045	1059	1110		1129	1140	1145	1159	1210		1229
St Margarets (SMG)	d		1012			1042			1112			1142			1212		
Twickenham (TWI)	d	1003	1015		1033	1045	1049	1103	1115		1133	1145	1149	1203	1215		1233
Whitton (WTN)	d		1018				1052		1118			1152			1218		
Feltham (FEL)	a	1009	1022	1032	1038		1056	1108	1122	1132	1138		1156	1208	1222	1232	1238
Ashford (Surrey) (AFS)	a		1026	1036			1100		1126	1136			1200	1208	1226	1236	
Staines (SNS)	a	1015	1030	1040	1045		1104	1115	1130	1140	1145		1204	1215	1230	1240	1245
Strawberry Hill (STW)	a					1048						1148					
Teddington (TED)	a					1052						1152					
Hampton Wick (HMW)	a					1057						1157					
Kingston (KNG)	a					1059						1159					

NOTES (see introductory pages for explanation of train operator codes and standard symbols)

- a Arrival time
- d Departure time
- c Arrives 11 minutes earlier

- A To Windsor & Eton Riverside
- B To Woking
- C To Reading
- WW To London Waterloo via Wimbledon

London to Putney, Hounslow, Richmond, Twickenham and Kingston

Sundays

Operator	Days of operation/Notes	SW WW	SW A	SW C	SW A	SW B	SW C	SW WW	SW A	SW C	SW A	SW B	SW C	SW WW	SW	SW A	SW C
London Waterloo (WAT)	☉ 16 d	1214	1225	1239	1244	1250	1309	1314	1325	1339	1344	1350	1409	1414	1420	1425	1439
Vauxhall (VXH)	☉ d	1218	1229	1243	1248	1254	1313	1318	1329	1343	1348	1354	1413	1418	1424	1429	1443
Queenstown Rd.(Battersea) (QRB)	d	1221			1251	1257		1321			1351	1357		1421	1427		
Clapham Junction (CLJ)	10 d	1224	1235	1249	1254	1300	1319	1324	1335	1349	1354	1400	1419	1424	1430	1435	1449
Wandsworth Town (WNT)	d	1227			1257	1303		1327			1357	1403		1427	1433		
Putney (PUT)	d	1230	1239	1253	1300	1306	1323	1330	1339	1353	1400	1406	1423	1430	1436	1439	1453
Barnes (BNS)	d	1233			1303	1309		1333			1403	1409		1433	1439		
Barnes Bridge (BNI)	d					1311						1411			1441		
Chiswick (CHK)	d					1313						1413			1444		
Kew Bridge (KWB)	d					1316						1416			1446		
Brentford (BFD)	d					1319						1419			1449		
Syon Lane (SYL)	d					1321						1421			1451		
Isleworth (ISL)	d					1323						1423			1453		
Hounslow (HOU)	d					1326						1426			1457		
Mortlake (MTL)	d	1235			1305			1335			1405			1435			
North Sheen (NSH)	d	1237			1307			1337			1407			1437			
Richmond (RMD)	☉ d	1240	1245	1259	1310		1329	1340	1345	1359	1410		1429	1440		1445	1459
St Margarets (SMG)	d	1242			1312			1342			1412			1442			
Twickenham (TWI)	d	1245	1249	1303	1315		1333	1345	1349	1403	1415		1433	1445	1511e	1449	1503
Whitton (WTN)	d		1252		1318				1352		1418				↳	1452	
Feltham (FEL)	a		1256	1308	1322	1332	1338		1356	1408	1422	1432	1438			1456	1508
Ashford (Surrey) (AFS)	a		1300	1326	1336	1340		1400	1415	1426	1436				1501		
Staines (SNS)	a		1304	1315	1330	1340	1345		1404	1415	1430	1440	1445		1504	1515	
Strawberry Hill (STW)	a	1248						1348						1448			
Teddington (TED)	a	1252						1352						1452			
Hampton Wick (HMW)	a	1257						1357						1457			
Kingston (KNG)	a	1259						1359						1459			

Operator	Days of operation/Notes	SW WH	SW A	SW B	SW C	SW WW	SW	SW A	SW C	SW WH	SW A	SW B	SW C	SW WW	SW	SW A	SW C
London Waterloo (WAT)	☉ 16 d		1444	1450	1509	1514	1520	1525	1539		1544	1550	1609	1614	1620	1625	1639
Vauxhall (VXH)	☉ d		1448	1454	1513	1518	1524	1529	1543		1548	1554	1613	1618	1624	1629	1643
Queenstown Rd.(Battersea) (QRB)	d		1451	1457		1521	1527				1551	1557		1621	1627		
Clapham Junction (CLJ)	10 d		1454	1500	1519	1524	1530	1535	1549		1554	1600	1619	1624	1630	1635	1649
Wandsworth Town (WNT)	d		1457	1503		1527	1533				1557	1603		1627	1633		
Putney (PUT)	d		1500	1506	1523	1530	1536	1539	1553		1600	1606	1623	1630	1636	1639	1653
Barnes (BNS)	d		1503	1509		1533	1539				1603	1609		1633	1639		
Barnes Bridge (BNI)	d			1511			1541					1611			1641		
Chiswick (CHK)	d			1513			1544					1613			1644		
Kew Bridge (KWB)	d			1516			1546					1616			1646		
Brentford (BFD)	d			1519			1549					1619			1649		
Syon Lane (SYL)	d			1521			1551					1621			1651		
Isleworth (ISL)	d			1523			1553					1623			1653		
Hounslow (HOU)	d			1526			1557					1626			1657		
Mortlake (MTL)	d		1505			1535					1605			1635			
North Sheen (NSH)	d		1507			1537					1607			1637			
Richmond (RMD)	☉ d		1510		1529	1540		1545	1559		1610		1629	1640		1645	1659
St Margarets (SMG)	d	↳	1512			1542				↳	1612			1642			
Twickenham (TWI)	d	1511e	1515		1533	1545	1611e	1549	1603	1611e	1615		1633	1645	1711e	1649	1703
Whitton (WTN)	d	1501	1518				↳	1552		1601	1618				↳	1652	
Feltham (FEL)	a		1522	1532	1538			1556	1608		1622	1632	1638			1656	1708
Ashford (Surrey) (AFS)	a		1526	1536				1601			1626	1636				1701	
Staines (SNS)	a		1530	1540	1545			1604	1615		1630	1640	1645			1704	1715
Strawberry Hill (STW)	a	1514				1548				1614				1648			
Teddington (TED)	a	1518				1552				1618				1652			
Hampton Wick (HMW)	a	1521				1557				1621				1657			
Kingston (KNG)	a	1523				1559				1623				1659			

NOTES (see introductory pages for explanation of train operator codes and standard symbols)

- a Arrival time
- d Departure time
- e Arrives 7 minutes earlier

- A To Windsor & Eton Riverside
- B To Woking
- C To Reading
- WH From London Waterloo via Hounslow
- WW To London Waterloo via Wimbledon

London to Putney, Hounslow, Richmond, Twickenham and Kingston

Sundays

Operator	Days of operation/Notes	SW WH	SW A	SW B	SW C	SW WW	SW	SW A	SW C	SW WH	SW A	SW B	SW C	SW WW	SW	SW A	SW C
London Waterloo (WAT)	☉ 16 d		1644	1650	1709	1714	1720	1725	1739		1744	1750	1809	1814	1820	1825	1839
Vauxhall (VXH)	☉ d		1648	1654	1713	1718	1724	1729	1743		1748	1754	1813	1818	1824	1829	1843
Queenstown Rd.(Battersea) (QRB)	d		1651	1657		1721	1727				1751	1757		1821	1827		
Clapham Junction (CLJ)	10 d		1654	1700	1719	1724	1730	1735	1749		1754	1800	1819	1824	1830	1835	1849
Wandsworth Town (WNT)	d		1657	1703		1727	1733				1757	1803		1827	1833		
Putney (PUT)	d		1700	1706	1723	1730	1736	1739	1753		1800	1806	1823	1830	1836	1839	1853
Barnes (BNS)	d		1703	1709		1733	1739				1803	1809		1833	1839		
Barnes Bridge (BNI)	d			1711			1741					1811			1841		
Chiswick (CHK)	d			1713			1744					1813			1844		
Kew Bridge (KWB)	d			1716			1746					1816			1846		
Brentford (BFD)	d			1719			1749					1819			1849		
Syon Lane (SYL)	d			1721			1751					1821			1851		
Isleworth (ISL)	d			1723			1753					1823			1853		
Hounslow (HOU)	d			1726			1757					1826			1857		
Mortlake (MTL)	d		1705			1735					1805			1835			
North Sheen (NSH)	d		1707			1737					1807			1837			
Richmond (RMD)	☉ d		1710		1729	1740		1745	1759		1810		1829	1840		1845	1859
St Margarets (SMG)	d	←	1712			1742				←	1812			1842			
Twickenham (TWI)	d	1711e	1715		1733	1745	1811e	1749	1803	1811e	1815		1833	1845	1911e	1849	1903
Whitton (WTN)	d	1701	1718				←	1752		1801	1818				←	1852	
Feltham (FEL)	a		1722	1732	1738			1756	1808		1822	1832	1838			1856	1908
Ashford (Surrey) (AFS)	a		1726	1736				1801			1826	1836				1901	
Staines (SNS)	a		1730	1740	1745			1804	1815		1830	1840	1845			1904	1915
Strawberry Hill (STW)	a	1714				1748				1814				1848			
Teddington (TED)	a	1718				1752				1818				1852			
Hampton Wick (HMW)	a	1721				1757				1821				1857			
Kingston (KNG)	a	1723				1759				1823				1859			

Operator	Days of operation/Notes	SW WH	SW A	SW B	SW C	SW WW	SW	SW A	SW C	SW WH	SW A	SW B	SW C	SW WW	SW	SW A	SW C
London Waterloo (WAT)	☉ 16 d		1844	1850	1909	1914	1920	1925	1939		1944	1950	2009	2014	2020	2025	2039
Vauxhall (VXH)	☉ d		1848	1854	1913	1918	1924	1929	1943		1948	1954	2013	2018	2024	2029	2043
Queenstown Rd.(Battersea) (QRB)	d		1851	1857		1921	1927				1951	1957		2021	2027		
Clapham Junction (CLJ)	10 d		1854	1900	1919	1924	1930	1935	1949		1954	2000	2019	2024	2030	2035	2049
Wandsworth Town (WNT)	d		1857	1903		1927	1933				1957	2003		2027	2033		
Putney (PUT)	d		1900	1906	1923	1930	1936	1939	1953		2000	2006	2023	2030	2036	2039	2053
Barnes (BNS)	d		1903	1909		1933	1939				2003	2009		2033	2039		
Barnes Bridge (BNI)	d			1911			1941					2011			2041		
Chiswick (CHK)	d			1913			1944					2013			2044		
Kew Bridge (KWB)	d			1916			1946					2016			2046		
Brentford (BFD)	d			1919			1949					2019			2049		
Syon Lane (SYL)	d			1921			1951					2021			2051		
Isleworth (ISL)	d			1923			1953					2023			2053		
Hounslow (HOU)	d			1926			1957					2026			2057		
Mortlake (MTL)	d		1905			1935					2005			2035			
North Sheen (NSH)	d		1907			1937					2007			2037			
Richmond (RMD)	☉ d		1910		1929	1940		1945	1959		2010		2029	2040		2045	2059
St Margarets (SMG)	d	←	1912			1942				←	2012			2042			
Twickenham (TWI)	d	1911e	1915		1933	1945	2011e	1949	2003	2011e	2015		2033	2045	2111e	2049	2103
Whitton (WTN)	d	1901	1918				←	1952		2001	2018				←	2052	
Feltham (FEL)	a		1922	1932	1938			1956	2008		2022	2032	2038			2056	2108
Ashford (Surrey) (AFS)	a		1926	1936				2001			2026	2036				2101	
Staines (SNS)	a		1930	1940	1945			2004	2015		2030	2040	2045			2104	2115
Strawberry Hill (STW)	a	1914				1948				2014				2048			
Teddington (TED)	a	1918				1952				2018				2052			
Hampton Wick (HMW)	a	1921				1957				2021				2057			
Kingston (KNG)	a	1923				1959				2023				2059			

NOTES (see introductory pages for explanation of train operator codes and standard symbols)

- a Arrival time
- d Departure time
- e Arrives 7 minutes earlier

- A To Windsor & Eton Riverside
- B To Woking
- C To Reading
- WH From London Waterloo via Hounslow
- WW To London Waterloo via Wimbledon

London to Putney, Hounslow, Richmond, Twickenham and Kingston

Sundays

Operator	Days of operation/Notes	SW WH	SW A	SW B	SW C	SW WW	SW	SW C	SW WH	SW A	SW B	SW D	SW E	SW WW	SW	SW C	SW WH
London Waterloo (WAT)	⊖ 15 d		2044	2050	2109	2114	2120	2139		2144	2150	2209	2209	2214	2220	2239	
Vauxhall (VXH)	⊖ d		2048	2054	2113	2118	2124	2143		2148	2154	2213	2213	2218	2224	2243	
Queenstown Rd.(Battersea) (QRB)	d		2051	2057		2121	2127			2151	2157			2221	2227		
Clapham Junction (CLJ)	10 d		2054	2100	2119	2124	2130	2149		2154	2200	2219	2221	2224	2230	2249	
Wandsworth Town (WNT)	d		2057	2103		2127	2133			2157	2203			2227	2233		
Putney (PUT)	d		2100	2106	2123	2130	2136	2153		2200	2206	2223	2225	2230	2236	2253	
Barnes (BNS)	d		2103	2109		2133	2139			2203	2209			2233	2239		
Barnes Bridge (BNI)	d			2111			2141				2211				2241		
Chiswick (CHK)	d			2113			2144				2213				2244		
Kew Bridge (KWB)	d			2116			2146				2216				2246		
Brentford (BFD)	d			2119			2149				2219				2249		
Syon Lane (SYL)	d			2121			2151				2221				2251		
Isleworth (ISL)	d			2123			2153				2223				2253		
Hounslow (HOU)	d			2126			2157				2226				2257		
Mortlake (MTL)	d		2105			2135				2205				2235			
North Sheen (NSH)	d		2107			2137				2207				2237			
Richmond (RMD)	⊖ d		2110		2129	2140		2159		2210		2229	2231	2240		2259	
St Margarets (SMG)	d	←	2112			2142			←	2212				2242			←
Twickenham (TWI)	d	2111e	2115		2133	2145	2211e	2203	2211e	2215		2233	2235	2245	2311e	2303	2311e
Whitton (WTN)	d	2101	2118				←		2201	2218					←		2301
Feltham (FEL)	a		2122	2132	2138			2208		2222	2232	2238	2241			2308	
Ashford (Surrey) (AFS)	a		2126	2136						2226	2236						
Staines (SNS)	a		2130	2140	2145			2215		2230	2240	2245	2248			2315	
Strawberry Hill (STW)	a	2114				2148			2214					2248			2314
Teddington (TED)	a	2118				2152			2218					2252			2318
Hampton Wick (HMW)	a	2121				2157			2221					2257			2321
Kingston (KNG)	a	2123				2159			2223					2259			2323

Operator	Days of operation/Notes	SW A	SW B	SW C	SW	SW C	SW WH	SW	SW MM	SW MM	
London Waterloo (WAT)	⊖ 15 d	2244	2250	2309	2314	2320	2339		2344	0003	0018
Vauxhall (VXH)	⊖ d	2248	2254	2313	2318	2324	2343		2348	0007	0022
Queenstown Rd.(Battersea) (QRB)	d	2251	2257		2321	2327			2351	0010	
Clapham Junction (CLJ)	10 d	2254	2300	2319	2324	2330	2349		2354	0013	0028
Wandsworth Town (WNT)	d	2257	2303		2327	2333			2357	0016	
Putney (PUT)	d	2300	2306	2323	2330	2336	2353		2359	0019	0032
Barnes (BNS)	d	2303	2309		2333	2339			0003	0022	
Barnes Bridge (BNI)	d		2311			2341					
Chiswick (CHK)	d		2313			2344					
Kew Bridge (KWB)	d		2316			2346					
Brentford (BFD)	d		2319			2349					
Syon Lane (SYL)	d		2321			2351					
Isleworth (ISL)	d		2323			2353					
Hounslow (HOU)	d		2326			2357					
Mortlake (MTL)	d	2305			2335				0005	0024	
North Sheen (NSH)	d	2307			2337				0007	0026	
Richmond (RMD)	⊖ d	2310		2329	2340		2359		0010	0029	0038
St Margarets (SMG)	d	2312			2342			←	0012	0031	
Twickenham (TWI)	d	2315		2333	2345	0011e	0003	0011e	0015	0034	0042
Whitton (WTN)	d	2318				←		0001	0018		
Feltham (FEL)	a	2323	2332	2338			0008		0022		
Ashford (Surrey) (AFS)	a	2328	2336						0026		
Staines (SNS)	a	2331	2340	2345			0015		0030		
Strawberry Hill (STW)	a				2348			0014		0037	0045s
Teddington (TED)	a				2352			0018			0049s
Hampton Wick (HMW)	a				2355			0021			0052s
Kingston (KNG)	a				2357			0023			0054

NOTES (see introductory pages for explanation of train operator codes and standard symbols)

- a Arrival time
- d Departure time
- s Stops to set down only
- e Arrives 7 minutes earlier

- A To Windsor & Eton Riverside
- B To Woking
- C To Reading
- D Runs until 15 September. To Reading
- E Runs from 22 September. To Reading
- WH From London Waterloo via Hounslow
- WW To London Waterloo via Wimbledon

MM Monday mornings

Kingston, Twickenham, Richmond, Hounslow and Putney to London

**Mondays to Fridays**

Operator Days of operation/Notes	SW	SW	SW A	SW	SW B	SW	SW	SW C	SW D	SW E	SW F	SW WW	SW C	SW G	SW E	SW F
Kingston (KNG)	d						0559					0626				
Hampton Wick (HMW)	d						0601					0630				
Teddington (TED)	d						0605					0635				
Strawberry Hill (STW)	d		0538				0609					0641f				
Staines (SNS)	d	0453		0537	0556			0608	0603		0629		0638	0625		0659
Ashford (Surrey) (AFS)	d	0456		0540				0611	0606				0641	0628		
Feltham (FEL)	d	0501		0545	0602			0616	0611		0637		0646	0633		0706
Whitton (WTN)	d	0505		0549				0620		0620			0650		0653	0650
Twickenham (TWI)	d	0508		0543	0553	0609		0613	0623		0615	0642	0645	0653	0657	0647
St Margarets (SMG)	d	0510		0545				0615				0647			0659	
Richmond (RMD)	⊖ d	0514		0549	0558	0614		0619	0628			0647	0651	0658	0703	0716
North Sheen (NSH)	d	0516		0551				0621					0653		0705	
Mortlake (MTL)	d	0518		0553				0623					0655		0707	
Hounslow (HOU)	d		0531			0601			0618	0631f				0644h	0648	0659
Isleworth (ISL)	d		0534			0604			0621	0634				0647		0702
Syon Lane (SYL)	d		0536			0606			0623	0636				0650		0705
Brentford (BFD)	d		0539			0609			0625	0639				0653		0708
Kew Bridge (KWB)	d		0541			0611			0628	0641				0655		0710
Chiswick (CHK)	d		0544			0614			0630	0644				0658		0713
Barnes Bridge (BNI)	d		0546			0616			0633	0646				0701		0716
Barnes (BNS)	d	0522	0549	0556		0619	0626		0635	0649		0658		0704	0710	0719
Putney (PUT)	d	0525	0552	0559	0605	0621	0622	0629	0634	0638	0652	0653	0701	0704	0707	0713
Wandsworth Town (WNT)	d	0528	0555	0602		0625	0632		0641	0655			0704	0710	0716	0725
Clapham Junction (CLJ)	Ⓜ d	0531	0558	0605	0609	0625	0628	0635	0639	0644	0659	0658	0707	0709	0713	0719
Queenstown Rd.(Battersea) (QRB)	d	0534		0608				0638		0647			0710	0716		0729
Vauxhall (VXH)	⊖ d	0537	0604	0612	0615	0631	0634	0642	0645	0650	0704		0714	0715	0720	0725
London Waterloo (WAT)	⊖ 15 a	0542	0608	0618	0619	0636	0639	0646	0649	0656	0711	0709	0720	0722	0726	0731

Operator Days of operation/Notes	SW WW	SW C	SW H	SW A	SW E	SW J	SW F	SW WW	SW C	SW H	SW A	SW WM	SW J	SW F	SW WW	SW A	SW C
Kingston (KNG)	d	0658						0728							0758		
Hampton Wick (HMW)	d	0700						0730							0800		
Teddington (TED)	d	0705						0735							0805		
Strawberry Hill (STW)	d	0711f			0717			0738			0745				0808	0815	
Staines (SNS)	d		0711	0654		0718	0728		0741	0723			0748	0758			0808
Ashford (Surrey) (AFS)	d		0714	0657		0721			0744	0726			0751				0811
Feltham (FEL)	d		0719	0702		0726	0735		0749	0731			0756	0805			0816
Whitton (WTN)	d		0723			0720	0730		0753			0750	0800				0820
Twickenham (TWI)	d	0715	0726		0728e	0717	0734	0741	0743	0756		0757c	0803	0811	0813	0820	0824
St Margarets (SMG)	d	0717			0730			0745				0800			0815		
Richmond (RMD)	⊖ d	0721	0731		0734		0738	0745	0801		0804		0808	0815	0819	0824	0828
North Sheen (NSH)	d	0723			0736			0751			0806				0821		
Mortlake (MTL)	d	0725			0738			0753			0808				0823		
Hounslow (HOU)	d			0715c		0729				0745c		0759					
Isleworth (ISL)	d			0718		0732						0802					
Syon Lane (SYL)	d			0720		0735				0750		0805					
Brentford (BFD)	d			0723		0738				0753		0808					
Kew Bridge (KWB)	d			0726		0741				0756		0810					
Chiswick (CHK)	d			0729		0743				0759		0813					
Barnes Bridge (BNI)	d			0732		0746				0802		0816					
Barnes (BNS)	d	0728		0735	0742	0749		0756		0805	0812	0819			0826		
Putney (PUT)	d	0731	0737	0738	0745	0752		0759	0807	0808	0815	0822			0829		0835
Wandsworth Town (WNT)	d	0734		0741	0748	0755		0802		0811	0818	0825			0832		
Clapham Junction (CLJ)	Ⓜ d	0737	0742	0744	0751	0758	0748	0754	0806	0812	0814	0821	0828	0818	0824	0835	0833
Queenstown Rd.(Battersea) (QRB)	d	0740		0747				0809		0817					0838		
Vauxhall (VXH)	⊖ d	0744	0747	0751	0758	0804	0754		0813	0817	0820	0827	0834	0824	0842	0839	0845
London Waterloo (WAT)	⊖ 15 a	0751	0754	0758	0804	0810	0800	0806	0821	0824	0828	0833	0840	0830	0836	0848	0851

NOTES (see introductory pages for explanation of train operator codes and standard symbols)

- a Arrival time
- d Departure time
- c Arrives 8 minutes earlier
- e Arrives 7 minutes earlier
- f Arrives 3 minutes earlier
- h Arrives 6 minutes earlier
- A From Shepperton
- B From Ascot
- C From Windsor & Eton Riverside
- D From Woking
- E From Twickenham
- F From Reading
- G From Hounslow
- H From Weybridge
- J From Farnham
- WM From London Waterloo via Mortlake
- WW From London Waterloo via Wimbledon



Kingston, Twickenham, Richmond, Hounslow and Putney to London

**Mondays to Fridays**

Operator Days of operation/Notes	SW H	SW WH	SW F	SW WM	SW WW	SW C	SW H	SW WH	SW WM	SW F	SW WW	SW C	SW H	SW WH	SW WM	SW F	SW WW	
Kingston (KNG)	d				0828												0858	
Hampton Wick (HMW)	d				0830												0900	
Teddington (TED)	d				0835												0905	
Strawberry Hill (STW)	d				0838												0908	
Staines (SNS)	d	0803		0828			0840	0833				0858			0910	0903		0928
Ashford (Surrey) (AFS)	d	0806					0843	0836							0913	0906		
Feltham (FEL)	d	0811		0835			0848	0841				0905			0918	0911		0935
Whitton (WTN)	d		0823		0820		0852		0854	0850					0922		0924	0920
Twickenham (TWI)	d		0828	0841		0843	0855		0858		0911	0913	0925		0928	0928		0941
St Margarets (SMG)	d		0830			0845			0900			0915	0915		0930			0945
Richmond (RMD)	d		0834	0845		0849	0900		0904		0915	0919	0930		0934			0945
North Sheen (NSH)	d		0836			0851			0906			0921			0936			0951
Mortlake (MTL)	d		0838			0853			0908			0923			0938			0953
Hounslow (HOU)	d	0817			0829			0847		0901f					0917		0931f	
Isleworth (ISL)	d	0820			0832			0850		0904					0920		0934	
Syon Lane (SYL)	d	0822			0834			0852		0906					0922		0936	
Brentford (BFD)	d	0825			0837			0855		0909					0924		0939	
Kew Bridge (KWB)	d	0827			0840			0857		0911					0927		0941	
Chiswick (CHK)	d	0830			0843			0900		0914					0929		0944	
Barnes Bridge (BNI)	d	0833			0846			0903		0916					0932		0946	
Barnes (BNS)	d	0836	0841		0849	0856		0906	0911	0919		0926		0935	0941	0949		0956
Putney (PUT)	d	0839	0844		0852	0859	0906	0909	0914	0922		0929	0936	0938	0944	0952		0959
Wandsworth Town (WNT)	d	0842	0847		0855	0902		0912	0917	0925		0932		0941	0947	0955		1002
Clapham Junction (CLJ)	10 d	0845	0850	0854	0858	0905	0911	0915	0920	0928	0924	0935	0941	0944	0950	0958	0954	1005
Queenstown Rd.(Battersea) (QRB)	d	0848			0908			0918				0938		0947				1008
Vauxhall (VXH)	d	0851	0856	0900	0904	0912	0917	0922	0926	0934		0942	0946	0950	0956	1004		1012
London Waterloo (WAT)	15 a	0858	0902	0907	0911	0918	0923	0928	0932	0940	0936	0948	0953	0958	1000	1009	1003	1016

Operator Days of operation/Notes	SW C	SW H	SW WH	SW F	SW WM	SW WW	SW C	SW H	SW F	SW WW	SW C	SW H	SW F	SW WW	SW C	SW H	SW F	
Kingston (KNG)	d					0958				1028							1058	
Hampton Wick (HMW)	d					1000				1030							1100	
Teddington (TED)	d					1005				1035							1105	
Strawberry Hill (STW)	d					1008				1038							1108	
Staines (SNS)	d	0938	0933		0958			1008	1003	1028		1038	1033	1058		1108	1103	1128
Ashford (Surrey) (AFS)	d	0941	0936					1011	1006			1041	1036		1111	1106		
Feltham (FEL)	d	0946	0941		1005			1016	1011	1035		1046	1041	1105		1116	1111	1135
Whitton (WTN)	d	0950		0952		0950		1020				1050				1120		
Twickenham (TWI)	d	0953		0958	1011		1013	1023		1041	1043	1053		1111	1113	1123		1141
St Margarets (SMG)	d			1000			1015				1045				1115			
Richmond (RMD)	d	0958		1004	1015		1019	1028		1045	1049	1058		1115	1119	1128		1145
North Sheen (NSH)	d			1006			1021					1051			1121			
Mortlake (MTL)	d			1008			1023					1053			1123			
Hounslow (HOU)	d		0947			1001f			1017					1047				1117
Isleworth (ISL)	d		0950			1004			1020					1050				1120
Syon Lane (SYL)	d		0952			1006			1022					1052				1122
Brentford (BFD)	d		0954			1009			1024					1054				1124
Kew Bridge (KWB)	d		0957			1011			1027					1057				1127
Chiswick (CHK)	d		0959			1014			1029					1059				1129
Barnes Bridge (BNI)	d		1002			1016			1032					1102				1132
Barnes (BNS)	d		1005	1011		1019	1026		1035			1056		1105		1126		1135
Putney (PUT)	d	1004	1008	1014		1022	1029	1034	1038		1059	1104	1108		1129	1134		1138
Wandsworth Town (WNT)	d		1011	1017		1025	1032		1041			1102		1111		1132		1141
Clapham Junction (CLJ)	10 d	1011f	1015	1020	1027	1029	1035	1039	1043	1054	1105	1109	1114	1124	1135	1139	1144	1154
Queenstown Rd.(Battersea) (QRB)	d		1018			1038			1047			1108		1117		1138		1147
Vauxhall (VXH)	d	1017	1022	1026		1036	1042	1045	1050		1112	1115	1121		1142	1145	1151	
London Waterloo (WAT)	15 a	1021	1028	1030	1037	1040	1046	1049	1058	1104	1116	1119	1126	1134	1146	1149	1156	1204

NOTES (see introductory pages for explanation of train operator codes and standard symbols)

- a Arrival time
- d Departure time
- f Arrives 3 minutes earlier

- C From Windsor & Eton Riverside
- F From Reading
- H From Weybridge
- WH From London Waterloo via Hounslow
- WM From London Waterloo via Mortlake
- WW From London Waterloo via Wimbledon

Kingston, Twickenham, Richmond, Hounslow and Putney to London

**Mondays to Fridays**

Operator Days of operation/Notes	SW WW	SW C	SW H	SW F	SW WW	SW C	SW FX H	SW FO H	SW F	SW WW	SW C	SW H	SW F	SW WW	SW C	SW H	SW F	
Kingston (KNG)	d	1128				1158				1228				1258				
Hampton Wick (HMW)	d	1130				1200				1230				1300				
Teddington (TED)	d	1135				1205				1235				1305				
Strawberry Hill (STW)	d	1138				1208				1238				1308				
Staines (SNS)	d		1138	1133	1158		1208	1203	1203	1228		1238	1233	1258		1308	1303	1328
Ashford (Surrey) (AFS)	d		1141	1136			1211	1206	1206			1241	1236			1311	1306	
Feltham (FEL)	d		1146	1141	1205		1216	1211	1211	1235		1246	1241	1305		1316	1311	1335
Whitton (WTN)	d		1150				1220					1250				1320		
Twickenham (TWI)	d	1143	1153		1211	1213	1224			1241	1243	1253		1311	1313	1323		1341
St Margarets (SMG)	d	1145				1215				1245	1245			1315				
Richmond (RMD)	⊖ d	1149	1158		1215	1219	1228			1245	1249	1258		1315	1319	1328		1345
North Sheen (NSH)	d	1151				1221				1251				1321				
Mortlake (MTL)	d	1153				1223				1253				1323				
Hounslow (HOU)	d			1147				1217	1217				1247					1317
Isleworth (ISL)	d			1150				1220	1220				1250					1320
Syon Lane (SYL)	d			1152				1222	1222				1252					1322
Brentford (BFD)	d			1154				1224	1239j				1254					1324
Kew Bridge (KWB)	d			1157				1227	1242				1257					1327
Chiswick (CHK)	d			1159				1229	1245				1259					1329
Barnes Bridge (BNI)	d			1202				1232	1247				1302					1332
Barnes (BNS)	d	1156		1205		1226		1235	1250			1256	1305		1327			1335
Putney (PUT)	d	1159	1204	1208		1229	1234	1238				1259	1304	1308	1330	1334	1338	
Wandsworth Town (WNT)	d	1202		1211		1232		1241				1302		1311		1333		1341
Clapham Junction (CLJ)	Ⓜ d	1205	1209	1214	1226	1235	1239	1244	1258	1256	1305	1309	1315	1324	1336	1339	1343	1354
Queenstown Rd.(Battersea) (QRB)	d	1208		1217		1238		1247				1308		1318		1339		1346
Vauxhall (VXH)	⊖ d	1212	1215	1221		1242	1245	1251				1312	1315	1322		1343	1345	1350
London Waterloo (WAT)	⊖ Ⓜ a	1216	1219	1226	1235	1246	1249	1256	1307	1305	1316	1319	1326	1334	1347	1349	1357	1404

Operator Days of operation/Notes	SW WW	SW C	SW H	SW F	SW WW	SW C	SW H	SW F	SW WW	SW C	SW H	SW F	SW WW	SW C	SW H	SW F	SW WW		
Kingston (KNG)	d	1328				1358				1428				1458				1528	
Hampton Wick (HMW)	d	1330				1400				1430				1500				1530	
Teddington (TED)	d	1335				1405				1435				1505				1535	
Strawberry Hill (STW)	d	1338				1408				1438				1508				1538	
Staines (SNS)	d		1338	1333	1358		1408	1403	1428		1438	1433	1458		1508	1503	1528		
Ashford (Surrey) (AFS)	d		1341	1336			1411	1406			1441	1436			1511	1506			
Feltham (FEL)	d		1346	1341	1405		1416	1411	1435		1446	1441	1505		1516	1511	1535		
Whitton (WTN)	d		1350				1420					1450				1521			
Twickenham (TWI)	d	1343	1353		1411	1413	1423			1441	1443	1453		1511	1513	1523		1541	1543
St Margarets (SMG)	d	1345				1415				1445	1445			1515				1545	
Richmond (RMD)	⊖ d	1349	1358		1415	1419	1428			1445	1449	1458		1515	1519	1529		1545	1549
North Sheen (NSH)	d	1351				1421				1451				1521				1551	
Mortlake (MTL)	d	1353				1423				1453				1523				1553	
Hounslow (HOU)	d			1347				1417					1447					1517	
Isleworth (ISL)	d			1350				1420					1450					1520	
Syon Lane (SYL)	d			1352				1422					1452					1522	
Brentford (BFD)	d			1354				1424					1454					1524	
Kew Bridge (KWB)	d			1357				1427					1457					1527	
Chiswick (CHK)	d			1359				1429					1459					1529	
Barnes Bridge (BNI)	d			1402				1432					1502					1532	
Barnes (BNS)	d	1356		1405		1426		1435		1456		1505		1526		1535		1556	
Putney (PUT)	d	1359	1404	1408		1429	1434	1438		1459	1504	1508		1529	1534	1538		1559	
Wandsworth Town (WNT)	d	1402		1411		1432		1441		1502		1511		1532		1541		1602	
Clapham Junction (CLJ)	Ⓜ d	1405	1409	1414	1424	1435	1439	1444	1454	1505	1509	1514	1524	1535	1540	1544	1554	1605	
Queenstown Rd.(Battersea) (QRB)	d	1408		1417		1438		1447		1508		1517		1538		1547		1608	
Vauxhall (VXH)	⊖ d	1412	1415	1421		1442	1445	1450		1512	1515	1520		1542	1545	1550		1612	
London Waterloo (WAT)	⊖ Ⓜ a	1416	1419	1428	1434	1446	1449	1456	1504	1516	1519	1526	1534	1546	1551	1556	1607	1616	

NOTES (see introductory pages for explanation of train operator codes and standard symbols)

- a Arrival time
- d Departure time
- j Arrives 15 minutes earlier
  
- C From Windsor & Eton Riverside
- F From Reading
- H From Weybridge
- WW From London Waterloo via Wimbledon
  
- FO Fridays only
- FX Not Fridays

Kingston, Twickenham, Richmond, Hounslow and Putney to London

**Mondays to Fridays**

Operator Days of operation/Notes	SW C	SW H	SW WH	SW F	SW WM	SW WW	SW C	SW H	SW WH	SW F	SW WM	SW WW	SW C	SW H	SW WH	SW F	SW WM
Kingston (KNG)	d					1558						1628					
Hampton Wick (HMW)	d					1600						1630					
Teddington (TED)	d					1605						1635					
Strawberry Hill (STW)	d					1608						1638					
Staines (SNS)	d	1538	1533		1558			1608	1603		1628			1638	1633		1658
Ashford (Surrey) (AFS)	d	1541	1536					1611	1606					1641	1636		
Feltham (FEL)	d	1546	1541		1605			1616	1611		1635			1646	1641		1705
Whitton (WTN)	d	1550		1553		1550		1620		1623		1620		1650		1652	1650
Twickenham (TWI)	d	1553		1558	1611		1613	1623		1628	1641		1643	1653		1658	1711
St Margarets (SMG)	d			1600			1615			1630			1645			1700	
Richmond (RMD)	⊖ d	1558		1603	1615		1619	1628		1633	1645		1649	1658		1703	1715
North Sheen (NSH)	d			1605			1621			1635			1651			1705	
Mortlake (MTL)	d			1608			1623			1638			1653			1708	
Hounslow (HOU)	d		1547			1601f			1617			1631f			1647		1701f
Isleworth (ISL)	d		1550			1604			1620			1634			1650		1704
Syon Lane (SYL)	d		1552			1606			1622			1636			1652		1706
Brentford (BFD)	d		1554			1609			1624			1639			1654		1709
Kew Bridge (KWB)	d		1557			1611			1627			1641			1657		1711
Chiswick (CHK)	d		1559			1614			1629			1644			1659		1714
Barnes Bridge (BNI)	d		1602			1616			1632			1646			1702		1716
Barnes (BNS)	d		1605	1611		1619	1626		1635	1641		1649	1656		1705	1711	1719
Putney (PUT)	d	1604	1608	1614		1622	1629	1634	1638	1644		1652	1659	1704	1708	1714	1722
Wandsworth Town (WNT)	d		1611	1617		1625	1632		1641	1647		1655	1702		1711	1717	1725
Clapham Junction (CLJ)	Ⓜ d	1609	1614	1620	1624	1629	1635	1639	1644	1650	1654	1659	1705	1709	1714	1720	1725
Queenstown Rd.(Battersea) (QRB)	d		1617			1638			1647			1708			1717		1729
Vauxhall (VXH)	⊖ d	1615	1620	1625		1634	1642	1645	1650	1655		1704	1712	1715	1720	1725	1734
London Waterloo (WAT)	⊖ Ⓜ a	1619	1626	1630	1635	1639	1646	1649	1659	1700	1704	1709	1716	1719	1726	1732	1741

Operator Days of operation/Notes	SW WW	SW C	SW H	SW WH	SW F	SW WM	SW WW	SW C	SW H	SW WH	SW WW	SW F	SW WW	SW C	SW H	SW WH
Kingston (KNG)	d	1658					1728								1758	
Hampton Wick (HMW)	d	1700					1730								1800	
Teddington (TED)	d	1705					1735								1805	
Strawberry Hill (STW)	d	1708					1738				1801				1808	
Staines (SNS)	d		1708	1703		1728			1738	1733			1759		1808	1803
Ashford (Surrey) (AFS)	d		1711	1706					1741	1736					1811	1806
Feltham (FEL)	d		1716	1711		1735			1746	1741			1806		1816	1811
Whitton (WTN)	d		1720		1722		1720		1750		1754		1749		1820	1823
Twickenham (TWI)	d	1713	1723		1728	1741		1743	1753		1758	1806		1811	1813	1828
St Margarets (SMG)	d	1715			1730			1745			1800				1815	1830
Richmond (RMD)	⊖ d	1719	1728		1733	1745		1749	1758		1804	1811		1816	1819	1833
North Sheen (NSH)	d	1721			1735			1751			1806				1821	1835
Mortlake (MTL)	d	1723			1738			1753			1808				1823	1838
Hounslow (HOU)	d			1717			1731f			1747			1801g			1817
Isleworth (ISL)	d			1720			1734			1750			1804			1820
Syon Lane (SYL)	d			1722			1736			1752			1806			1822
Brentford (BFD)	d			1724			1739			1754			1809			1825
Kew Bridge (KWB)	d			1727			1741			1757			1811			1827
Chiswick (CHK)	d			1729			1744			1759			1814			1830
Barnes Bridge (BNI)	d			1732			1746			1802			1816			1832
Barnes (BNS)	d	1726		1735	1741		1749	1756		1805	1811		1819		1826	1835
Putney (PUT)	d	1729	1734	1738	1744		1752	1759	1804	1808	1814	1817	1822		1829	1834
Wandsworth Town (WNT)	d	1732		1741	1747		1755	1802		1811	1817		1825		1832	1841
Clapham Junction (CLJ)	Ⓜ d	1735	1739	1744	1750	1756	1759	1805	1809	1814	1820	1822	1829	1826	1835	1839
Queenstown Rd.(Battersea) (QRB)	d	1738		1747			1808			1817					1838	1847
Vauxhall (VXH)	⊖ d	1742	1745	1750	1755		1804	1812	1815	1820	1826	1828	1834		1842	1845
London Waterloo (WAT)	⊖ Ⓜ a	1748	1749	1756	1802	1807	1811	1819	1819	1826	1832	1833	1841	1835	1853	1849

NOTES (see introductory pages for explanation of train operator codes and standard symbols)

- a Arrival time
- d Departure time
- f Arrives 3 minutes earlier
- g Arrives 4 minutes earlier
  
- C From Windsor & Eton Riverside
- F From Reading
- H From Weybridge
- WH From London Waterloo via Hounslow
- WM From London Waterloo via Mortlake
- WW From London Waterloo via Wimbledon

Kingston, Twickenham, Richmond, Hounslow and Putney to London

**Mondays to Fridays**

Operator	SW F	SW WM	SW WW	SW C	SW H	SW A	SW WM	SW WH	SW F	SW WW	SW C	SW H	SW WM	SW WH	SW F	SW WW	SW C
Kingston (KNG)	d		1828							1858						1928	
Hampton Wick (HMW)	d		1830							1900						1930	
Teddington (TED)	d		1835							1905						1935	
Strawberry Hill (STW)	d		1838							1908						1938	
Staines (SNS)	d	1828		1838	1833				1859		1908	1903			1929		1938
Ashford (Surrey) (AFS)	d			1841	1836						1911	1906				1941	
Feltham (FEL)	d	1835		1846	1841				1905		1916	1911			1935		1946
Whitton (WTN)	d		1820	1850			1850	1853		1920			1920	1923			1950
Twickenham (TWI)	d	1841		1843	1853			1858a	1911	1913	1923			1928a	1942	1944	1954
St Margarets (SMG)	d			1845						1915						1946	
Richmond (RMD)	⊖ d	1845		1849	1858				1915	1919	1928				1946	1950	1958
North Sheen (NSH)	d			1851						1921						1952	
Mortlake (MTL)	d			1853						1923						1954	
Hounslow (HOU)	d		1831									1917	1926a				
Isleworth (ISL)	d		1834									1920					
Syon Lane (SYL)	d		1836									1922					
Brentford (BFD)	d		1839									1924					
Kew Bridge (KWB)	d		1841									1927					
Chiswick (CHK)	d		1844									1929					
Barnes Bridge (BNI)	d		1846									1932					
Barnes (BNS)	d		1849	1856		1905	1917	1919		1926		1935				1957	
Putney (PUT)	d		1852	1859	1904	1908	1920	1922		1929	1934	1938				2000	2005
Wandsworth Town (WNT)	d		1855	1902		1911	1923	1925		1932		1941				2003	
Clapham Junction (CLJ)	Ⓜ d	1854	1859	1905	1909	1914	1926	1928		1924	1935	1939	1944		1955	2006	2009
Queenstown Rd.(Battersea) (QRB)	d			1908		1917				1938		1947				2009	
Vauxhall (VXH)	⊖ d		1904	1912	1915	1920	1932	1934		1942	1945	1950				2013	2016
London Waterloo (WAT)	Ⓜ a	1905	1911	1918	1919	1926	1941	1945		1934	1948	1949	1956		2004	2019	2020

Operator	SW H	SW WH	SW F	SW WW	SW C	SW H	SW F	SW WW	SW C	SW H	SW F	SW WW	SW C	SW H	SW F	SW WW	SW C
Kingston (KNG)	d			1958				2028				2058				2128	
Hampton Wick (HMW)	d			2000				2030				2100				2130	
Teddington (TED)	d			2005				2035				2105				2135	
Strawberry Hill (STW)	d			2008				2038				2108				2138	
Staines (SNS)	d	1933		1959		2008	2003	2029		2038	2034	2058		2108	2103	2128	2138
Ashford (Surrey) (AFS)	d	1936				2011	2006			2041	2037			2111	2106		2141
Feltham (FEL)	d	1941		2005		2016	2011	2035		2046	2042	2105		2116	2111	2135	2146
Whitton (WTN)	d		1953			2020				2050				2120			2150
Twickenham (TWI)	d		1956a	2011	2013	2023		2041	2043	2053		2111	2113	2123		2141	2153
St Margarets (SMG)	d			2015				2045				2115				2145	
Richmond (RMD)	⊖ d			2015	2019	2028		2045	2049	2058		2115	2119	2128		2145	2158
North Sheen (NSH)	d			2021				2051				2121				2151	
Mortlake (MTL)	d			2023				2053				2123				2153	
Hounslow (HOU)	d	1947				2017				2048						2117	
Isleworth (ISL)	d	1950				2020				2051						2120	
Syon Lane (SYL)	d	1952				2022				2053						2122	
Brentford (BFD)	d	1954				2024				2055						2124	
Kew Bridge (KWB)	d	1957				2027				2058						2127	
Chiswick (CHK)	d	1959				2029				2100						2129	
Barnes Bridge (BNI)	d	2002				2032				2103						2132	
Barnes (BNS)	d	2005			2026		2035		2056		2106		2126		2135		2156
Putney (PUT)	d	2008			2029	2034	2038		2059	2104	2109		2129	2134	2138		2159
Wandsworth Town (WNT)	d	2011			2032		2041		2102		2112		2132		2141		2202
Clapham Junction (CLJ)	Ⓜ d	2014		2024	2035	2039	2044	2054	2105	2109	2115	2124	2135	2139	2144	2154	2205
Queenstown Rd.(Battersea) (QRB)	d	2017			2038		2047		2108		2118		2138		2147		2208
Vauxhall (VXH)	⊖ d	2021			2042	2045	2050		2112	2115	2121		2142	2145	2150		2212
London Waterloo (WAT)	Ⓜ a	2026		2034	2046	2049	2056	2103	2116	2119	2126	2134	2146	2149	2156	2204	2219

NOTES (see introductory pages for explanation of train operator codes and standard symbols)

- a Arrival time
- d Departure time
- f Arrives 3 minutes earlier

- A From Shepperton
- C From Windsor & Eton Riverside
- F From Reading
- H From Weybridge
- WH From London Waterloo via Hounslow
- WM From London Waterloo via Mortlake
- WW From London Waterloo via Wimbledon

Kingston, Twickenham, Richmond, Hounslow and Putney to London

**Mondays to Fridays**

Operator Days of operation/Notes	SW H	SW F	SW WW	SW C	SW H	SW F	SW WW	SW C	SW H	SW F	SW WW	SW C	SW H	SW FO K	SW WW	SW H	SW FO C	
Kingston (KNG)	d		2158				2228				2258				2328			
Hampton Wick (HMW)	d		2200				2230				2300				2330			
Teddington (TED)	d		2205				2235				2305				2335			
Strawberry Hill (STW)	d		2208				2238				2308				2338			
Staines (SNS)	d	2133	2158		2208	2203	2228		2238	2233	2258		2308	2303	2329		2336	2353
Ashford (Surrey) (AFS)	d	2136			2211	2206			2241	2236			2311	2306			2339	2356
Feltham (FEL)	d	2141	2205		2216	2211	2235		2246	2241	2305		2316	2311	2335		2344	0001
Whitton (WTN)	d				2220				2250				2320					0005
Twickenham (TWI)	d		2211	2213	2223		2241	2243	2253		2311	2313	2323		2341	2343		0008
St Margarets (SMG)	d			2215			2245				2315				2345			
Richmond (RMD)	⊖ d		2215	2219	2228		2245	2249	2258		2315	2319	2328		2345	2349		0013
North Sheen (NSH)	d			2221			2251				2321				2351			
Mortlake (MTL)	d			2223			2253				2323				2353			
Hounslow (HOU)	d	2147				2217				2247				2317			2350	
Isleworth (ISL)	d	2150				2220				2250				2320			2353	
Syon Lane (SYL)	d	2152				2222				2252				2322			2355	
Brentford (BFD)	d	2154				2224				2254				2324			2357	
Kew Bridge (KWB)	d	2157				2227				2257				2327			0001	
Chiswick (CHK)	d	2159				2229				2259				2329			0004	
Barnes Bridge (BNI)	d	2202				2232				2302				2332			0006	
Barnes (BNS)	d	2205		2226		2235		2256		2305		2326		2335		2356	0008	
Putney (PUT)	d	2208		2229	2234	2238		2259	2304	2308		2329	2334	2338		2359	0011	0019
Wandsworth Town (WNT)	d	2211		2232		2241		2302		2311		2332		2341		0002	0014	
Clapham Junction (CLJ)	10 d	2214	2224	2235	2239	2244	2254	2305	2310	2314	2324	2335	2339	2344	2355	0005	0017	0024
Queenstown Rd.(Battersea) (QRB)	d	2217		2238		2247		2308		2317		2338		2347		0008	0020	
Vauxhall (VXH)	⊖ d	2220		2242	2245	2250		2312	2316	2320		2342	2345	2350		0012	0024	0029
London Waterloo (WAT)	⊖ 15 a	2226	2235	2246	2249	2257	2307	2316	2320	2326	2337	2346	2349	2355	0003	0016	0029	0035

Operator Days of operation/Notes	SW F	SW FO WW	SW SM H
Kingston (KNG)	d	2359	
Hampton Wick (HMW)	d	0001	
Teddington (TED)	d	0006	
Strawberry Hill (STW)	d	0009	
Staines (SNS)	d	2358	0003
Ashford (Surrey) (AFS)	d		0006
Feltham (FEL)	d	0005	0011
Whitton (WTN)	d		
Twickenham (TWI)	d	0011	0014
St Margarets (SMG)	d		0016
Richmond (RMD)	⊖ d	0015	0020
North Sheen (NSH)	d		0022
Mortlake (MTL)	d		0024
Hounslow (HOU)	d		0017
Isleworth (ISL)	d		0020
Syon Lane (SYL)	d		0022
Brentford (BFD)	d		0024
Kew Bridge (KWB)	d		0027
Chiswick (CHK)	d		0029
Barnes Bridge (BNI)	d		0032
Barnes (BNS)	d	0027	0035
Putney (PUT)	d	0030	0038
Wandsworth Town (WNT)	d	0033	0041
Clapham Junction (CLJ)	10 d	0024	0036 0044
Queenstown Rd.(Battersea) (QRB)	d	0039	0047
Vauxhall (VXH)	⊖ d	0043	0050
London Waterloo (WAT)	⊖ 15 a	0033	0047 0056

NOTES (see introductory pages for explanation of train operator codes and standard symbols)

- a Arrival time
- d Departure time
- C From Windsor & Eton Riverside
- F From Reading
- H From Weybridge
- K From Bracknell
- WW From London Waterloo via Wimbledon
- FO Fridays only
- SM Saturday mornings

## Kingston, Twickenham, Richmond, Hounslow and Putney to London

## Saturdays

Operator Days of operation/Notes	SW	SW	SW	SW	SW A	SW	SW	SW B	SW C	SW D	SW E	SW B	SW	SW D	SW WW	SW B	
Kingston (KNG)	d						0559				0628				0658		
Hampton Wick (HMW)	d						0601				0630				0700		
Teddington (TED)	d						0605				0635				0705		
Strawberry Hill (STW)	d		0538				0609				0638				0708		
Staines (SNS)	d	0458		0537		0559		0608	0603	0628		0638	0633	0658		0708	
Ashford (Surrey) (AFS)	d	0501		0540				0611	0606			0641	0636			0711	
Feltham (FEL)	d	0506		0545		0605		0616	0611	0635		0646	0641	0705		0716	
Whitton (WTN)	d	0510		0549	0542			0620				0650				0720	
Twickenham (TWI)	d	0513	0543	0553	0539	0611	0613	0623		0641	0643	0653		0711	0713	0723	
St Margarets (SMG)	d	0515	0545			0615	0615				0645				0715		
Richmond (RMD)	⊖ d	0519	0549	0558		0615	0619	0628		0645	0649	0658		0715	0719	0728	
North Sheen (NSH)	d	0521	0551				0621				0651				0721		
Mortlake (MTL)	d	0523	0553				0623				0653				0723		
Hounslow (HOU)	d		0531		0547				0617					0647			
Isleworth (ISL)	d		0534		0550				0620					0650			
Syon Lane (SYL)	d		0536		0552				0622					0652			
Brentford (BFD)	d		0538		0554				0624					0654			
Kew Bridge (KWB)	d		0541		0557				0627					0657			
Chiswick (CHK)	d		0543		0559				0629					0659			
Barnes Bridge (BNI)	d		0546		0602				0632					0702			
Barnes (BNS)	d	0526	0549	0556		0605		0626	0635		0656		0705		0726		
Putney (PUT)	d	0529	0552	0559	0604	0608		0629	0634	0638	0659	0704	0708		0729	0734	
Wandsworth Town (WNT)	d	0532	0555	0602		0611		0632	0641		0702		0711		0732		
Clapham Junction (CLJ)	Ⓜ d	0535	0558	0605	0609	0614	0624	0635	0639	0644	0654	0705	0709	0714	0724	0735	0739
Queenstown Rd.(Battersea) (QRB)	d	0538	0601	0608		0617		0638		0647		0708		0717		0738	
Vauxhall (VXH)	⊖ d	0542	0604	0612	0615	0620	0630	0642	0645	0650		0712	0715	0720		0742	0745
London Waterloo (WAT)	⊖ Ⓜ a	0546	0609	0616	0619	0626	0634	0646	0649	0656	0704	0716	0719	0726	0734	0746	0749

Operator Days of operation/Notes	SW F	SW D	SW WW	SW B	SW F	SW D	SW WW	SW B	SW F	SW D	SW WW	SW F	SW B	SW D	SW WW	SW B	
Kingston (KNG)	d		0728				0758				0828				0858		
Hampton Wick (HMW)	d		0730				0800				0830				0900		
Teddington (TED)	d		0735				0805				0835				0905		
Strawberry Hill (STW)	d		0738				0808				0838				0908		
Staines (SNS)	d	0703	0728		0738	0733	0758		0808	0803	0828		0833	0838	0858	0908	
Ashford (Surrey) (AFS)	d	0706		0741	0736			0811	0806			0836	0841			0911	
Feltham (FEL)	d	0711	0735		0746	0741	0805		0816	0811	0835		0841	0846	0905	0916	
Whitton (WTN)	d			0750				0820				0845		0909		0920	
Twickenham (TWI)	d		0741	0743	0753		0811	0813	0823		0841	0843	0848a	0913	0915e	0923	
St Margarets (SMG)	d			0745			0815	0815			0845				0917		
Richmond (RMD)	⊖ d		0745	0749	0758		0815	0819	0828		0845	0849		0917	0921	0928	
North Sheen (NSH)	d			0751			0821				0851				0923		
Mortlake (MTL)	d			0753			0823				0853				0925		
Hounslow (HOU)	d	0717			0747				0817					0901c			
Isleworth (ISL)	d	0720			0750				0820					0904			
Syon Lane (SYL)	d	0722			0752				0822					0906			
Brentford (BFD)	d	0724			0754				0824					0909			
Kew Bridge (KWB)	d	0727			0757				0827					0911			
Chiswick (CHK)	d	0729			0759				0829					0914			
Barnes Bridge (BNI)	d	0732			0802				0832					0916			
Barnes (BNS)	d	0735		0756		0805		0826	0835		0856		0919		0928		
Putney (PUT)	d	0738		0759	0804	0808		0829	0834	0838	0859		0922		0931	0934	
Wandsworth Town (WNT)	d	0741		0802		0811		0832		0841		0902		0925		0934	
Clapham Junction (CLJ)	Ⓜ d	0744	0754	0805	0809	0814	0824	0835	0839	0844	0854	0905	0934	0932	0937	0939	
Queenstown Rd.(Battersea) (QRB)	d	0747		0808		0817		0838		0847		0908		0937		0940	
Vauxhall (VXH)	⊖ d	0750		0812	0815	0820		0842	0845	0850		0912		0940		0944	0947
London Waterloo (WAT)	⊖ Ⓜ a	0756	0804	0816	0819	0826	0834	0846	0849	0856	0904	0916		0945	0940	0948	0951

**NOTES** (see introductory pages for explanation of train operator codes and standard symbols)

- a Arrival time
- d Departure time
- c Arrives 6 minutes earlier
- e Arrives 3 minutes earlier

- A From Twickenham
- B From Windsor & Eton Riverside
- C From Woking
- D From Reading
- E From Wimbledon
- F From Weybridge
- WW From London Waterloo via Wimbledon

## Kingston, Twickenham, Richmond, Hounslow and Putney to London

## Saturdays

Operator Days of operation/Notes	SW	SW	SW	SW	SW	SW	SW	SW	SW	SW	SW	SW	SW	SW	SW	SW
	F	D	WW	B	F	D	WW	B	F	D	WW	B	F	D	WW	B
Kingston (KNG)	d		0928				0958				1028				1058	
Hampton Wick (HMW)	d		0930				1000				1030				1100	
Teddington (TED)	d		0935				1005				1035				1105	
Strawberry Hill (STW)	d		0938				1008				1038				1108	
Staines (SNS)	d	0903	0928		0938	0933	0958		1008	1003	1028		1038	1033	1058	1108
Ashford (Surrey) (AFS)	d	0906			0941	0936			1011	1006			1041	1036		1111
Feltham (FEL)	d	0911	0935		0946	0941	1005		1016	1011	1035		1046	1041	1105	1116
Whitton (WTN)	d			0950					1020				1050			1120
Twickenham (TWI)	d		0941	0943	0953		1011	1013	1023		1041	1043	1053		1111	1113
St Margarets (SMG)	d			0945				1015				1045			1115	
Richmond (RMD)	⊖ d		0945	0949	0958		1015	1019	1028		1045	1049	1058		1115	1119
North Sheen (NSH)	d			0951				1021				1051			1121	
Mortlake (MTL)	d			0953				1023				1053			1123	
Hounslow (HOU)	d	0917				0947				1017				1047		
Isleworth (ISL)	d	0920				0950				1020				1050		
Syon Lane (SYL)	d	0922				0952				1022				1052		
Brentford (BFD)	d	0924				0954				1024				1054		
Kew Bridge (KWB)	d	0927				0957				1027				1057		
Chiswick (CHK)	d	0929				0959				1029				1059		
Barnes Bridge (BNI)	d	0932				1002				1032				1102		
Barnes (BNS)	d	0935		0956		1005		1026		1035		1056		1105		1126
Putney (PUT)	d	0938		0959	1004	1008		1029	1034	1038		1059	1104	1108	1129	1134
Wandsworth Town (WNT)	d	0941		1002		1011		1032		1041		1102		1111		1132
Clapham Junction (CLJ)	Ⓜ d	0944	0954	1005	1009	1014	1024	1035	1039	1044	1054	1105	1109	1114	1124	1135
Queenstown Rd.(Battersea) (QRB)	d	0947		1008		1017		1038		1047		1108		1117		1138
Vauxhall (VXH)	⊖ d	0950		1012	1015	1020		1042	1045	1050		1112	1115	1120	1142	1146
London Waterloo (WAT)	⊖ Ⓜ a	0956	1004	1016	1019	1027	1034	1046	1049	1057	1104	1116	1119	1126	1137	1147

Operator Days of operation/Notes	SW	SW	SW	SW	SW	SW	SW	SW	SW	SW	SW	SW	SW	SW	SW	SW
	F	D	WW	B	F	D	WW	B	F	D	WW	B	F	D	WW	B
Kingston (KNG)	d		1128				1158				1228				1258	
Hampton Wick (HMW)	d		1130				1200				1230				1300	
Teddington (TED)	d		1135				1205				1235				1305	
Strawberry Hill (STW)	d		1138				1208				1238				1308	
Staines (SNS)	d	1103	1128		1138	1133	1158		1208	1203	1228		1238	1233	1258	1308
Ashford (Surrey) (AFS)	d	1106			1141	1136			1211	1206			1241	1236		1311
Feltham (FEL)	d	1111	1135		1146	1141	1205		1216	1211	1235		1246	1241	1305	1316
Whitton (WTN)	d			1150					1220				1250			1320
Twickenham (TWI)	d		1141	1143	1154		1211	1213	1223		1241	1243	1253		1311	1313
St Margarets (SMG)	d			1145				1215				1245			1315	
Richmond (RMD)	⊖ d		1145	1149	1158		1215	1219	1228		1245	1249	1258		1315	1328
North Sheen (NSH)	d			1151				1221				1251			1321	
Mortlake (MTL)	d			1153				1223				1253			1323	
Hounslow (HOU)	d	1117				1147				1217				1247		
Isleworth (ISL)	d	1120				1150				1220				1250		
Syon Lane (SYL)	d	1122				1152				1222				1252		
Brentford (BFD)	d	1124				1154				1224				1254		
Kew Bridge (KWB)	d	1127				1157				1227				1257		
Chiswick (CHK)	d	1129				1159				1229				1259		
Barnes Bridge (BNI)	d	1132				1202				1232				1302		
Barnes (BNS)	d	1135		1156		1205		1226		1235		1256		1305		1326
Putney (PUT)	d	1138		1159	1205	1208		1229	1234	1238		1259	1304	1308	1329	1334
Wandsworth Town (WNT)	d	1141		1202		1211		1232		1241		1302		1311		1332
Clapham Junction (CLJ)	Ⓜ d	1144	1154	1205	1211	1214	1224	1235	1239	1244	1254	1305	1309	1314	1324	1335
Queenstown Rd.(Battersea) (QRB)	d	1147		1208		1217		1238		1247		1308				
Vauxhall (VXH)	⊖ d	1150		1212	1216	1220		1242	1245	1250		1312	1315	1320	1342	1345
London Waterloo (WAT)	⊖ Ⓜ a	1158	1204	1216	1221	1226	1237	1246	1249	1257	1304	1316	1319	1326	1334	1346

NOTES (see introductory pages for explanation of train operator codes and standard symbols)

a Arrival time

d Departure time

B From Windsor & Eton Riverside

D From Reading

F From Weybridge

WW From London Waterloo via Wimbledon

Kingston, Twickenham, Richmond, Hounslow and Putney to London

Saturdays

Operator Days of operation/Notes	SW F	SW D	SW WW	SW B	SW F	SW D	SW WW	SW B	SW F	SW D	SW WW	SW B	SW F	SW D	SW WW	SW B
Kingston (KNG)	d		1328				1358				1428				1458	
Hampton Wick (HMW)	d		1330				1400				1430				1500	
Teddington (TED)	d		1335				1405				1435				1505	
Strawberry Hill (STW)	d		1338				1408				1438				1508	
Staines (SNS)	d	1303	1328		1338	1333	1358		1408	1403	1428		1438	1433	1458	1508
Ashford (Surrey) (AFS)	d	1306			1341	1336			1411	1406			1441	1436		1511
Feltham (FEL)	d	1311	1335		1346	1341	1405		1416	1411	1435		1446	1441	1505	1516
Whitton (WTN)	d			1350				1420					1450			1520
Twickenham (TWI)	d		1341	1343	1353		1411	1413	1423		1441	1443	1453		1511	1513
St Margarets (SMG)	d			1345				1415					1445		1515	1523
Richmond (RMD)	⊖ d		1345	1349	1358		1415	1419	1428		1445	1449	1458		1515	1519
North Sheen (NSH)	d			1351				1421					1451		1521	1528
Mortlake (MTL)	d			1353				1423					1453		1523	
Hounslow (HOU)	d	1317				1347				1417					1447	
Isleworth (ISL)	d	1320				1350				1420					1450	
Syon Lane (SYL)	d	1322				1352				1422					1452	
Brentford (BFD)	d	1324				1354				1424					1454	
Kew Bridge (KWB)	d	1327				1357				1427					1457	
Chiswick (CHK)	d	1329				1359				1429					1459	
Barnes Bridge (BNI)	d	1332				1402				1432					1502	
Barnes (BNS)	d	1335		1356		1405		1426		1435		1456		1505		1526
Putney (PUT)	d	1338		1359	1404	1408		1429	1434	1438		1459	1504	1508	1529	1534
Wandsworth Town (WNT)	d	1341		1402		1411		1432		1441		1502		1511		1532
Clapham Junction (CLJ)	Ⓜ d	1345	1354	1405	1409	1414	1424	1435	1439	1444	1454	1505	1509	1514	1524	1535
Queenstown Rd.(Battersea) (QRB)	d	1348		1408		1417		1438		1447		1508		1517		1538
Vauxhall (VXH)	⊖ d	1352		1412	1415	1420		1442	1445	1450		1512	1515	1520	1542	1545
London Waterloo (WAT)	⊖ Ⓜ a	1356	1404	1416	1419	1426	1434	1446	1449	1456	1504	1516	1519	1526	1534	1546

Operator Days of operation/Notes	SW F	SW D	SW WW	SW B	SW F	SW D	SW WW	SW B	SW F	SW D	SW WW	SW B	SW F	SW D	SW WW	SW B
Kingston (KNG)	d		1528				1558				1628				1658	
Hampton Wick (HMW)	d		1530				1600				1630				1700	
Teddington (TED)	d		1535				1605				1635				1705	
Strawberry Hill (STW)	d		1538				1608				1638				1708	
Staines (SNS)	d	1503	1528		1538	1533	1558		1608	1603	1628		1638	1633	1658	1708
Ashford (Surrey) (AFS)	d	1506			1541	1536			1611	1606			1641	1636		1711
Feltham (FEL)	d	1511	1535		1546	1541	1605		1616	1611	1635		1646	1641	1705	1716
Whitton (WTN)	d			1550				1620					1650			1720
Twickenham (TWI)	d		1541	1543	1553		1611	1613	1623		1641	1643	1653		1711	1713
St Margarets (SMG)	d			1545				1615					1645		1715	1723
Richmond (RMD)	⊖ d		1545	1549	1558		1615	1619	1628		1645	1649	1658		1715	1719
North Sheen (NSH)	d			1551				1621					1651		1721	1728
Mortlake (MTL)	d			1553				1623					1653		1723	
Hounslow (HOU)	d	1517				1547				1617					1647	
Isleworth (ISL)	d	1520				1550				1620					1650	
Syon Lane (SYL)	d	1522				1552				1622					1652	
Brentford (BFD)	d	1524				1554				1624					1654	
Kew Bridge (KWB)	d	1527				1557				1627					1657	
Chiswick (CHK)	d	1529				1559				1629					1659	
Barnes Bridge (BNI)	d	1532				1602				1632					1702	
Barnes (BNS)	d	1535		1556		1605		1626		1635		1656		1705		1726
Putney (PUT)	d	1538		1559	1604	1608		1629	1634	1638		1659	1704	1708	1729	1734
Wandsworth Town (WNT)	d	1541		1602		1611		1632		1641		1702		1711		1732
Clapham Junction (CLJ)	Ⓜ d	1544	1554	1605	1609	1614	1624	1635	1639	1644	1654	1705	1709	1714	1724	1735
Queenstown Rd.(Battersea) (QRB)	d	1547		1608		1617		1638		1647		1708		1717		1738
Vauxhall (VXH)	⊖ d	1550		1612	1615	1620		1642	1645	1650		1712	1715	1720	1742	1745
London Waterloo (WAT)	⊖ Ⓜ a	1556	1603	1616	1619	1626	1634	1646	1649	1656	1704	1716	1719	1726	1734	1746

NOTES (see introductory pages for explanation of train operator codes and standard symbols)

- a Arrival time
- d Departure time
- B From Windsor & Eton Riverside
- D From Reading
- F From Weybridge
- WW From London Waterloo via Wimbledon



Kingston, Twickenham, Richmond, Hounslow and Putney to London

Saturdays

Operator Days of operation/Notes	SW F	SW D	SW WW	SW B	SW F	SW D	SW WW	SW B	SW F	SW D	SW WW	SW B	SW F	SW D	SW WW	SW B
Kingston (KNG)	d		1728				1758				1828				1858	
Hampton Wick (HMW)	d		1730				1800				1830				1900	
Teddington (TED)	d		1735				1805				1835				1905	
Strawberry Hill (STW)	d		1738				1808				1838				1908	
Staines (SNS)	d	1703	1728		1738	1733	1758		1808	1803	1828		1838	1833	1858	1908
Ashford (Surrey) (AFS)	d	1706			1741	1736			1811	1806			1841	1836		1911
Feltham (FEL)	d	1711	1735		1746	1741	1805		1816	1811	1835		1846	1841	1905	1916
Whitton (WTN)	d			1750				1820					1850			1920
Twickenham (TWI)	d		1741	1743	1753		1811	1813	1823		1841	1843	1853		1911	1913
St Margarets (SMG)	d			1745				1815					1845		1915	1915
Richmond (RMD)	⊖ d		1745	1749	1758		1815	1819	1828		1845	1849	1858		1915	1919
North Sheen (NSH)	d			1751				1821					1851		1921	1921
Mortlake (MTL)	d			1753				1823					1853		1923	1923
Hounslow (HOU)	d	1717				1747				1817					1847	
Isleworth (ISL)	d	1720				1750				1820					1850	
Syon Lane (SYL)	d	1722				1752				1822					1852	
Brentford (BFD)	d	1724				1754				1824					1854	
Kew Bridge (KWB)	d	1727				1757				1827					1857	
Chiswick (CHK)	d	1729				1759				1829					1859	
Barnes Bridge (BNI)	d	1732				1802				1832					1902	
Barnes (BNS)	d	1735		1756		1805		1826		1835		1856		1905		1926
Putney (PUT)	d	1738		1759	1804	1808		1829	1834	1838		1859	1904	1908		1929
Wandsworth Town (WNT)	d	1741		1802		1811		1832		1841		1902		1911		1932
Clapham Junction (CLJ)	Ⓜ d	1744	1754	1805	1809	1814	1824	1835	1839	1844	1854	1905	1909	1914	1924	1935
Queenstown Rd.(Battersea) (QRB)	d	1747		1808		1817		1838		1847		1908		1917		1938
Vauxhall (VXH)	⊖ d	1750		1812	1815	1820		1842	1845	1850		1912	1915	1920		1942
London Waterloo (WAT)	⊖ Ⓜ a	1756	1804	1816	1819	1826	1834	1846	1849	1856	1904	1916	1919	1926	1934	1946

Operator Days of operation/Notes	SW F	SW D	SW WW	SW B	SW F	SW D	SW WW	SW B	SW F	SW D	SW WW	SW B	SW F	SW D	SW WW	SW B
Kingston (KNG)	d		1928				1958				2028				2058	
Hampton Wick (HMW)	d		1930				2000				2030				2100	
Teddington (TED)	d		1935				2005				2035				2105	
Strawberry Hill (STW)	d		1938				2008				2038				2108	
Staines (SNS)	d	1903	1928		1938	1933	1958		2008	2003	2028		2038	2033	2058	2108
Ashford (Surrey) (AFS)	d	1906			1941	1936			2011	2006			2041	2036		2111
Feltham (FEL)	d	1911	1935		1946	1941	2005		2016	2011	2035		2046	2041	2105	2116
Whitton (WTN)	d			1950				2020					2050			2120
Twickenham (TWI)	d		1941	1943	1953		2011	2013	2023		2041	2043	2053		2111	2113
St Margarets (SMG)	d			1945				2015					2045		2115	2115
Richmond (RMD)	⊖ d		1945	1949	1958		2015	2019	2028		2045	2049	2058		2115	2119
North Sheen (NSH)	d			1951				2021					2051		2121	2121
Mortlake (MTL)	d			1953				2023					2053		2123	2123
Hounslow (HOU)	d	1917				1947				2017					2047	
Isleworth (ISL)	d	1920				1950				2020					2050	
Syon Lane (SYL)	d	1922				1952				2022					2052	
Brentford (BFD)	d	1924				1954				2024					2054	
Kew Bridge (KWB)	d	1927				1957				2027					2057	
Chiswick (CHK)	d	1929				1959				2029					2059	
Barnes Bridge (BNI)	d	1932				2002				2032					2102	
Barnes (BNS)	d	1935		1956		2005		2026		2035		2056		2105		2126
Putney (PUT)	d	1938		1959	2004	2008		2029	2034	2038		2059	2104	2108		2129
Wandsworth Town (WNT)	d	1941		2002		2011		2032		2041		2102		2111		2132
Clapham Junction (CLJ)	Ⓜ d	1944	1954	2005	2009	2014	2024	2035	2039	2044	2054	2105	2109	2114	2124	2135
Queenstown Rd.(Battersea) (QRB)	d	1947		2008		2017		2038		2047		2108		2117		2138
Vauxhall (VXH)	⊖ d	1950		2012	2015	2020		2042	2045	2050		2112	2115	2120		2142
London Waterloo (WAT)	⊖ Ⓜ a	1956	2004	2016	2019	2026	2034	2046	2049	2056	2104	2116	2119	2126	2134	2146

NOTES (see introductory pages for explanation of train operator codes and standard symbols)

- a Arrival time
- d Departure time
- B From Windsor & Eton Riverside
- D From Reading
- F From Weybridge
- WW From London Waterloo via Wimbledon

Kingston, Twickenham, Richmond, Hounslow and Putney to London

Saturdays

Operator Days of operation/Notes	SW F	SW D	SW WW	SW B	SW F	SW D	SW WW	SW B	SW F	SW D	SW WW	SW B	SW F	SW D	SW WW	SW B
Kingston (KNG)	d		2128				2158				2228				2258	
Hampton Wick (HMW)	d		2130				2200				2230				2300	
Teddington (TED)	d		2135				2205				2235				2305	
Strawberry Hill (STW)	d		2138				2208				2238				2308	
Staines (SNS)	d	2103	2129		2138	2133	2158		2208	2203	2228		2238	2233	2258	2308
Ashford (Surrey) (AFS)	d	2106			2141	2136			2211	2206			2241	2236		2311
Feltham (FEL)	d	2111	2135		2146	2141	2205		2216	2211	2235		2246	2241	2305	2316
Whitton (WTN)	d			2150					2220				2250			2320
Twickenham (TWI)	d		2141	2143	2153		2211	2213	2223		2241	2243	2253		2311	2313
St Margarets (SMG)	d			2145					2215				2245			2315
Richmond (RMD)	⊖ d		2145	2149	2158		2215	2219	2228		2245	2249	2258		2315	2319
North Sheen (NSH)	d			2151					2221				2251			2321
Mortlake (MTL)	d			2153					2223				2253			2323
Hounslow (HOU)	d	2117				2147				2217					2247	
Isleworth (ISL)	d	2120				2150				2220					2250	
Syon Lane (SYL)	d	2122				2152				2222					2252	
Brentford (BFD)	d	2124				2154				2224					2254	
Kew Bridge (KWB)	d	2127				2157				2227					2257	
Chiswick (CHK)	d	2129				2159				2229					2259	
Barnes Bridge (BNI)	d	2132				2202				2232					2302	
Barnes (BNS)	d	2135		2156		2205		2226		2235		2256		2305		2326
Putney (PUT)	d	2138		2159	2204	2208		2229	2234	2238		2259	2304	2308		2329
Wandsworth Town (WNT)	d	2141		2202		2211		2232		2241		2302		2311		2332
Clapham Junction (CLJ)	Ⓜ d	2144	2154	2205	2209	2214	2224	2235	2239	2244	2254	2305	2309	2314	2324	2335
Queenstown Rd.(Battersea) (QRB)	d	2147		2208		2217		2238		2247		2308		2317		2338
Vauxhall (VXH)	⊖ d	2150		2212	2215	2220		2242	2245	2250		2312	2315	2320		2342
London Waterloo (WAT)	⊖ Ⓜ a	2156	2204	2216	2219	2226	2234	2246	2249	2256	2304	2316	2319	2326	2334	2346

Operator Days of operation/Notes	SW F	SW D	SW WW	SW B	SW F	SW D	SW WW	SW SUM F
Kingston (KNG)	d		2328				2359	
Hampton Wick (HMW)	d		2330				0001	
Teddington (TED)	d		2335				0005	
Strawberry Hill (STW)	d		2338				0008	
Staines (SNS)	d	2303	2328		2338	2333	2359	0003
Ashford (Surrey) (AFS)	d	2306			2341	2336		0006
Feltham (FEL)	d	2311	2335		2346	2341	0005	0011
Whitton (WTN)	d			2350				
Twickenham (TWI)	d		2341	2343	2353		0011	0013
St Margarets (SMG)	d			2345				0015
Richmond (RMD)	⊖ d		2345	2349	2358		0015	0019
North Sheen (NSH)	d			2351				0021
Mortlake (MTL)	d			2353				0023
Hounslow (HOU)	d	2317				2347		0017
Isleworth (ISL)	d	2320				2350		0020
Syon Lane (SYL)	d	2322				2352		0022
Brentford (BFD)	d	2324				2354		0024
Kew Bridge (KWB)	d	2327				2357		0027
Chiswick (CHK)	d	2329				2359		0029
Barnes Bridge (BNI)	d	2332				0002		0032
Barnes (BNS)	d	2335		2356		0005		0035
Putney (PUT)	d	2338		2359	0004	0008		0029
Wandsworth Town (WNT)	d	2341		0002		0011		0032
Clapham Junction (CLJ)	Ⓜ d	2344	2354	0005	0009	0014	0024	0035
Queenstown Rd.(Battersea) (QRB)	d	2347		0008		0017		0038
Vauxhall (VXH)	⊖ d	2350		0012	0014	0020		0042
London Waterloo (WAT)	⊖ Ⓜ a	2356	0003	0016	0019	0026	0034	0046

NOTES (see introductory pages for explanation of train operator codes and standard symbols)

- a Arrival time
- d Departure time
- B From Windsor & Eton Riverside
- D From Reading
- F From Weybridge
- WW From London Waterloo via Wimbledon
- SUM Sunday mornings

Kingston, Twickenham, Richmond, Hounslow and Putney to London

Sundays

Operator Days of operation/Notes	SW WW	SW A	SW B	SW C	SW WW	SW	SW A	SW D	SW E	SW A	SW WW	SW E	SW A	SW D	SW E	SW A	
Kingston (KNG)	d	0649				0749					0849						
Hampton Wick (HMW)	d	0651				0751					0851						
Teddington (TED)	d	0655				0755					0854						
Strawberry Hill (STW)	d	0659				0759					0858						
Staines (SNS)	d		0716	0721	0741		0810	0814	0821	0841	0845		0910	0914	0921	0941	0945
Ashford (Surrey) (AFS)	d		0719	0724				0817	0824		0848			0917	0924		0948
Feltham (FEL)	d		0724	0729	0747		0816	0822	0829	0847	0853		0916	0922	0929	0947	0953
Whitton (WTN)	d		0728					0826			0857			0926			0957
Twickenham (TWI)	d	0703	0732		0753	0803	0822	0829		0853	0900	0902	0923	0929		0953	1001
St Margarets (SMG)	d	0705	0734			0805		0831			0904			0931			
Richmond (RMD)	⊖ d	0709	0737		0758	0809	0826	0835		0857	0905	0908	0927	0935		0957	1005
North Sheen (NSH)	d	0711	0739			0811		0837			0910			0937			
Mortlake (MTL)	d	0713	0742			0814		0839			0912			0939			
Hounslow (HOU)	d			0736					0835							0935	
Isleworth (ISL)	d			0739					0838							0938	
Syon Lane (SYL)	d			0742					0840							0940	
Brentford (BFD)	d			0744					0842							0943	
Kew Bridge (KWB)	d			0747					0845							0945	
Chiswick (CHK)	d			0750					0847							0948	
Barnes Bridge (BNI)	d			0753					0850							0950	
Barnes (BNS)	d	0716	0745	0756		0817		0842	0852		0915		0942	0953			
Putney (PUT)	d	0719	0748	0759	0808c	0820	0833	0845	0855	0904	0914	0918	0934	0945	0956	1004	1014
Wandsworth Town (WNT)	d	0722	0751	0802		0823		0848	0858		0921			0948	0959		
Clapham Junction (CLJ)	Ⓜ d	0726	0754	0807	0813	0827	0837	0851	0901	0908	0918	0924	0938	0951	1002	1008	1018
Queenstown Rd.(Battersea) (QRB)	d	0729	0758	0810		0830		0854	0904		0927			0954	1005		
Vauxhall (VXH)	⊖ d	0734	0802	0815	0819	0833	0844	0858	0908	0914	0925	0931	0944	0958	1009	1014	1024
London Waterloo (WAT)	⊖ Ⓜ a	0738	0807	0819	0823	0839	0848	0902	0912	0918	0929	0935	0948	1003	1014	1020	1028

Operator Days of operation/Notes	SW WW	SW E	SW A	SW D	SW E	SW A	SW WW	SW E	SW A	SW D	SW E	SW A	SW WW	SW E	SW A	SW D	
Kingston (KNG)	d	0949					1049						1149				
Hampton Wick (HMW)	d	0951					1051						1151				
Teddington (TED)	d	0955					1055						1155				
Strawberry Hill (STW)	d	0959					1059						1159				
Staines (SNS)	d		1011	1016	1021	1041	1045		1111	1116	1121	1141	1145		1211	1216	1221
Ashford (Surrey) (AFS)	d			1019	1024		1048			1119	1124		1148			1219	1224
Feltham (FEL)	d		1017	1024	1029	1047	1053		1117	1124	1129	1147	1153		1217	1224	1229
Whitton (WTN)	d			1028			1057			1128			1157			1228	
Twickenham (TWI)	d	1003	1023	1032		1053	1101	1103	1123	1132		1153	1201	1203	1223	1232	
St Margarets (SMG)	d	1005		1034			1105			1134			1205			1234	
Richmond (RMD)	⊖ d	1009	1027	1037		1057	1105	1109	1127	1137		1157	1205	1209	1227	1237	
North Sheen (NSH)	d	1011		1039			1111			1139			1211			1239	
Mortlake (MTL)	d	1013		1042			1113			1142			1213			1242	
Hounslow (HOU)	d				1035						1135						1235
Isleworth (ISL)	d				1038						1138						1238
Syon Lane (SYL)	d				1040						1140						1240
Brentford (BFD)	d				1043						1143						1243
Kew Bridge (KWB)	d				1045						1145						1245
Chiswick (CHK)	d				1048						1148						1248
Barnes Bridge (BNI)	d				1050						1150						1250
Barnes (BNS)	d	1016		1045	1053		1116		1145	1153		1216		1245	1253		
Putney (PUT)	d	1019	1034	1048	1056	1104	1114	1119	1134	1148	1156	1204	1214	1219	1234	1248	1256
Wandsworth Town (WNT)	d	1022		1051	1059		1122		1151	1159		1222		1251	1259		
Clapham Junction (CLJ)	Ⓜ d	1025	1038	1053	1102	1108	1118	1125	1138	1153	1202	1208	1218	1225	1238	1253	1302
Queenstown Rd.(Battersea) (QRB)	d	1028		1057	1105		1128		1157	1205		1228		1257	1305		
Vauxhall (VXH)	⊖ d	1032	1044	1100	1109	1114	1124	1132	1144	1200	1209	1214	1224	1232	1244	1300	1309
London Waterloo (WAT)	⊖ Ⓜ a	1036	1050	1105	1113	1118	1129	1136	1148	1205	1213	1218	1229	1236	1248	1305	1313

NOTES (see introductory pages for explanation of train operator codes and standard symbols)

- a Arrival time
- d Departure time
- c Arrives 4 minutes earlier
  
- A From Windsor & Eton Riverside
- B From Weybridge
- C From Ascot
- D From Woking
- E From Reading
- WW From London Waterloo via Wimbledon

Kingston, Twickenham, Richmond, Hounslow and Putney to London

Sundays

Operator Days of operation/Notes	SW WH	SW E	SW A	SW WW	SW	SW E	SW A	SW D	SW WH	SW E	SW A	SW WW	SW	SW E	SW A	SW D	
Kingston (KNG)	d	1235			1249				1335			1349					
Hampton Wick (HMW)	d	1237			1251				1337			1351					
Teddington (TED)	d	1240			1255				1340			1355					
Strawberry Hill (STW)	d	1243			1259				1343			1359					
Staines (SNS)	d		1241	1245			1311	1316	1321		1341	1345			1411	1416	1421
Ashford (Surrey) (AFS)	d			1248				1319	1324			1348				1419	1424
Feltham (FEL)	d		1247	1253			1317	1324	1329		1347	1353			1417	1424	1429
Whitton (WTN)	d	1259		1257		←		1328		1359		1357		←		1428	
Twickenham (TWI)	d	1256e	1253	1301	1303	1256e	1323	1332		1356e	1353	1401	1403	1356e	1423	1432	
St Margarets (SMG)	d	←			1305			1334		←			1405			1434	
Richmond (RMD)	⊖ d		1257	1305	1309		1327	1337			1357	1405	1409		1427	1437	
North Sheen (NSH)	d				1311			1339					1411			1439	
Mortlake (MTL)	d				1313			1342				1413				1442	
Hounslow (HOU)	d				1305			1335					1405				1435
Isleworth (ISL)	d				1308			1338					1408				1438
Syon Lane (SYL)	d				1310			1340					1410				1440
Brentford (BFD)	d				1312			1343					1412				1443
Kew Bridge (KWB)	d				1315			1345					1415				1445
Chiswick (CHK)	d				1317			1348					1417				1448
Barnes Bridge (BNI)	d				1320			1350					1420				1450
Barnes (BNS)	d			1316	1323			1345	1353			1416	1423			1445	1453
Putney (PUT)	d		1304	1314	1319	1326	1334	1348	1356		1404	1414	1419	1426	1434	1448	1456
Wandsworth Town (WNT)	d			1322	1329			1351	1359				1422	1429		1451	1459
Clapham Junction (CLJ)	Ⓜ d		1308	1318	1325	1332	1338	1354	1402		1408	1418	1425	1432	1438	1454	1502
Queenstown Rd.(Battersea) (QRB)	d			1328	1335			1357	1405				1428	1435		1457	1505
Vauxhall (VXH)	⊖ d		1314	1324	1332	1338	1344	1400	1409		1414	1424	1432	1438	1444	1500	1509
London Waterloo (WAT)	⊖ Ⓜ a		1318	1328	1336	1343	1348	1405	1413		1418	1428	1436	1443	1448	1505	1513

Operator Days of operation/Notes	SW WH	SW E	SW A	SW WW	SW	SW E	SW A	SW D	SW WH	SW E	SW A	SW WW	SW	SW E	SW A	SW D	
Kingston (KNG)	d	1435			1449				1535			1549					
Hampton Wick (HMW)	d	1437			1451				1537			1551					
Teddington (TED)	d	1440			1455				1540			1555					
Strawberry Hill (STW)	d	1443			1459				1543			1559					
Staines (SNS)	d		1441	1445			1511	1516	1521		1541	1545			1611	1616	1621
Ashford (Surrey) (AFS)	d			1448				1519	1524			1548				1619	1624
Feltham (FEL)	d		1447	1453			1517	1524	1529		1547	1553			1617	1624	1629
Whitton (WTN)	d	1459		1457		←		1528		1559		1557		←		1628	
Twickenham (TWI)	d	1456e	1453	1501	1503	1456e	1523	1532		1556e	1553	1601	1603	1556e	1623	1632	
St Margarets (SMG)	d	←			1505			1534		←			1605			1634	
Richmond (RMD)	⊖ d		1457	1505	1509		1527	1537			1557	1605	1609		1627	1637	
North Sheen (NSH)	d				1511			1539					1611			1639	
Mortlake (MTL)	d				1513			1542				1613				1642	
Hounslow (HOU)	d				1505			1535					1605				1635
Isleworth (ISL)	d				1508			1538					1608				1638
Syon Lane (SYL)	d				1510			1540					1610				1640
Brentford (BFD)	d				1512			1543					1612				1643
Kew Bridge (KWB)	d				1515			1545					1615				1645
Chiswick (CHK)	d				1517			1548					1617				1648
Barnes Bridge (BNI)	d				1520			1550					1620				1650
Barnes (BNS)	d			1516	1523			1545	1553			1616	1623			1645	1653
Putney (PUT)	d		1504	1514	1519	1526	1534	1548	1556		1604	1614	1619	1626	1634	1648	1656
Wandsworth Town (WNT)	d			1522	1529			1551	1559				1622	1629		1651	1659
Clapham Junction (CLJ)	Ⓜ d		1508	1518	1525	1532	1538	1554	1602		1608	1618	1625	1632	1638	1654	1702
Queenstown Rd.(Battersea) (QRB)	d			1528	1535			1557	1605				1628	1635		1657	1705
Vauxhall (VXH)	⊖ d		1514	1524	1532	1538	1544	1600	1609		1614	1624	1632	1638	1644	1700	1709
London Waterloo (WAT)	⊖ Ⓜ a		1518	1528	1536	1543	1548	1605	1613		1618	1628	1636	1643	1648	1705	1713

NOTES (see introductory pages for explanation of train operator codes and standard symbols)

- a Arrival time
- d Departure time
- e Arrives 9 minutes earlier
  
- A From Windsor & Eton Riverside
- D From Woking
- E From Reading
- WH To London Waterloo via Hounslow
- WW From London Waterloo via Wimbledon

Kingston, Twickenham, Richmond, Hounslow and Putney to London

Sundays

Operator Days of operation/Notes	SW WH	SW E	SW A	SW WW	SW	SW E	SW A	SW D	SW WH	SW E	SW A	SW WW	SW	SW E	SW A	SW D	
Kingston (KNG)	d	1635			1649					1735			1749				
Hampton Wick (HMW)	d	1637			1651					1737			1751				
Teddington (TED)	d	1640			1655					1740			1755				
Strawberry Hill (STW)	d	1643			1659					1743			1759				
Staines (SNS)	d		1641	1645			1711	1716	1721		1741	1745			1811	1816	1821
Ashford (Surrey) (AFS)	d			1648				1719	1724			1748				1819	1824
Feltham (FEL)	d		1647	1653			1717	1724	1729		1747	1753			1817	1824	1829
Whitton (WTN)	d	1659		1657				1728		1759		1757				1828	
Twickenham (TWI)	d	1656e	1653	1701	1703	1656e	1723	1732		1756e	1753	1801	1803	1756e	1823	1832	
St Margarets (SMG)	d	↳			1705			1734		↳			1805			1834	
Richmond (RMD)	⊖ d		1657	1705	1709		1727	1737			1757	1805	1809		1827	1837	
North Sheen (NSH)	d				1711			1739					1811			1839	
Mortlake (MTL)	d				1713			1742					1813			1842	
Hounslow (HOU)	d				1705			1735					1805				1835
Isleworth (ISL)	d				1708			1738					1808				1838
Syon Lane (SYL)	d				1710			1740					1810				1840
Brentford (BFD)	d				1712			1743					1812				1843
Kew Bridge (KWB)	d				1715			1745					1815				1845
Chiswick (CHK)	d				1717			1748					1817				1848
Barnes Bridge (BNI)	d				1720			1750					1820				1850
Barnes (BNS)	d				1716	1723		1745	1753				1816	1823		1845	1853
Putney (PUT)	d		1704	1714	1719	1726	1734	1748	1756		1804	1814	1819	1826	1834	1848	1856
Wandsworth Town (WNT)	d				1722	1729		1751	1759				1822	1829		1851	1859
Clapham Junction (CLJ)	10 d		1708	1718	1725	1732	1738	1754	1802		1808	1818	1825	1832	1838	1854	1902
Queenstown Rd.(Battersea) (QRB)	d				1728	1735		1757	1805				1828	1835		1857	1905
Vauxhall (VXH)	⊖ d		1714	1724	1732	1738	1744	1800	1809		1814	1824	1832	1838	1844	1900	1909
London Waterloo (WAT)	⊖ 15 a		1718	1728	1736	1743	1748	1805	1813		1818	1828	1836	1843	1848	1905	1913

Operator Days of operation/Notes	SW WH	SW E	SW A	SW WW	SW	SW E	SW A	SW D	SW WH	SW E	SW A	SW WW	SW	SW E	SW A	SW D	
Kingston (KNG)	d	1835			1849					1935			1949				
Hampton Wick (HMW)	d	1837			1851					1937			1951				
Teddington (TED)	d	1840			1855					1940			1955				
Strawberry Hill (STW)	d	1843			1859					1943			1959				
Staines (SNS)	d		1841	1845			1911	1916	1921		1941	1945			2011	2016	2021
Ashford (Surrey) (AFS)	d			1848				1919	1924			1948				2019	2024
Feltham (FEL)	d		1847	1853			1917	1924	1929		1947	1953			2017	2024	2029
Whitton (WTN)	d	1859		1857				1928		1959		1957				2028	
Twickenham (TWI)	d	1856e	1853	1901	1903	1856e	1923	1932		1956e	1953	2001	2003	1956e	2023	2032	
St Margarets (SMG)	d	↳			1905			1934		↳			2005			2034	
Richmond (RMD)	⊖ d		1857	1905	1909		1927	1937			1957	2005	2009		2027	2037	
North Sheen (NSH)	d				1911			1939					2011			2039	
Mortlake (MTL)	d				1913			1942					2013			2042	
Hounslow (HOU)	d				1905			1935					2005				2035
Isleworth (ISL)	d				1908			1938					2008				2038
Syon Lane (SYL)	d				1910			1940					2010				2040
Brentford (BFD)	d				1912			1943					2012				2043
Kew Bridge (KWB)	d				1915			1945					2015				2045
Chiswick (CHK)	d				1917			1948					2017				2048
Barnes Bridge (BNI)	d				1920			1950					2020				2050
Barnes (BNS)	d				1916	1923		1945	1953				2016	2023		2045	2053
Putney (PUT)	d		1904	1914	1919	1926	1934	1948	1956		2004	2014	2019	2026	2034	2048	2056
Wandsworth Town (WNT)	d				1922	1929		1951	1959				2022	2029		2051	2059
Clapham Junction (CLJ)	10 d		1908	1918	1925	1932	1938	1954	2002		2008	2018	2025	2032	2038	2054	2102
Queenstown Rd.(Battersea) (QRB)	d				1928	1935		1957	2005				2028	2035		2057	2105
Vauxhall (VXH)	⊖ d		1914	1924	1932	1938	1944	2000	2009		2014	2024	2032	2038	2044	2100	2109
London Waterloo (WAT)	⊖ 15 a		1918	1928	1936	1943	1948	2005	2013		2018	2028	2036	2043	2048	2105	2113

NOTES (see introductory pages for explanation of train operator codes and standard symbols)

- a Arrival time
- d Departure time
- e Arrives 9 minutes earlier

- A From Windsor & Eton Riverside
- D From Woking
- E From Reading
- WH To London Waterloo via Hounslow
- WW From London Waterloo via Wimbledon

Kingston, Twickenham, Richmond, Hounslow and Putney to London

Sundays

Operator Days of operation/Notes	SW WH	SW E	SW WW	SW	SW E	SW A	SW D	SW WH	SW E	SW WW	SW	SW E	SW A	SW D	SW WH	SW E
Kingston (KNG)	d	2035		2049					2135		2149					2235
Hampton Wick (HMW)	d	2037		2051					2137		2151					2237
Teddington (TED)	d	2040		2055					2140		2155					2240
Strawberry Hill (STW)	d	2043		2059					2143		2159					2243
Staines (SNS)	d		2041			2111	2116	2121		2141			2211	2216	2221	2241
Ashford (Surrey) (AFS)	d					2119	2124	2129					2219	2224		
Feltham (FEL)	d		2047			2117	2124	2129		2147			2217	2224	2229	2247
Whitton (WTN)	d	2059			←	2128			2159		←	2228				2259
Twickenham (TWI)	d	2056e	2053	2103	2056e	2123	2132		2156e	2153	2203	2156e	2223	2232		2256e
St Margarets (SMG)	d	←		2105			2134		←		2205		2234		←	
Richmond (RMD)	⊖ d		2057	2109		2127	2137			2157	2209		2227	2237		2257
North Sheen (NSH)	d			2111			2139				2211			2239		
Mortlake (MTL)	d			2113			2142				2213			2242		
Hounslow (HOU)	d				2105			2135				2205				2235
Isleworth (ISL)	d				2108			2138				2208				2238
Syon Lane (SYL)	d				2110			2140				2210				2240
Brentford (BFD)	d				2112			2143				2212				2243
Kew Bridge (KWB)	d				2115			2145				2215				2245
Chiswick (CHK)	d				2117			2148				2217				2248
Barnes Bridge (BNI)	d				2120			2150				2220				2250
Barnes (BNS)	d			2116	2123		2145	2153			2216	2223		2245	2253	
Putney (PUT)	d		2104	2119	2126	2134	2148	2156		2204	2219	2226	2234	2248	2256	2304
Wandsworth Town (WNT)	d			2122	2129		2151	2159			2222	2229		2251	2259	
Clapham Junction (CLJ)	10 d		2108	2125	2132	2138	2154	2202		2208	2225	2232	2238	2254	2302	2308
Queenstown Rd.(Battersea) (QRB)	d			2128	2135		2157	2205			2228	2235		2257	2305	
Vauxhall (VXH)	⊖ d		2114	2132	2138	2144	2200	2209		2214	2232	2238	2244	2300	2309	2314
London Waterloo (WAT)	⊖ 15 a		2118	2136	2143	2148	2205	2213		2218	2236	2243	2248	2305	2313	2318

Operator Days of operation/Notes	SW WW	SW	SW A	SW D	SW E
Kingston (KNG)	d	2249			
Hampton Wick (HMW)	d	2251			
Teddington (TED)	d	2255			
Strawberry Hill (STW)	d	2259			
Staines (SNS)	d		2317	2321	2341
Ashford (Surrey) (AFS)	d		2320	2324	
Feltham (FEL)	d		2325	2329	2347
Whitton (WTN)	d		←	2329	
Twickenham (TWI)	d	2303	2256e	2332	2354
St Margarets (SMG)	d	2305		2334	
Richmond (RMD)	⊖ d	2309		2338	2358
North Sheen (NSH)	d	2311		2340	
Mortlake (MTL)	d	2313		2342	
Hounslow (HOU)	d		2305		2335
Isleworth (ISL)	d		2308		2338
Syon Lane (SYL)	d		2310		2340
Brentford (BFD)	d		2312		2343
Kew Bridge (KWB)	d		2315		2345
Chiswick (CHK)	d		2317		2348
Barnes Bridge (BNI)	d		2320		2350
Barnes (BNS)	d	2316	2323	2345	2353
Putney (PUT)	d	2319	2326	2348	2356
Wandsworth Town (WNT)	d	2322	2329	2351	2359
Clapham Junction (CLJ)	10 d	2325	2332	2354	0002
Queenstown Rd.(Battersea) (QRB)	d	2328	2335	2357	0005
Vauxhall (VXH)	⊖ d	2332	2338	0001	0009
London Waterloo (WAT)	⊖ 15 a	2336	2343	0005	0013

NOTES (see introductory pages for explanation of train operator codes and standard symbols)

- a Arrival time
- d Departure time
- e Arrives 9 minutes earlier

- A From Windsor & Eton Riverside
- D From Woking
- E From Reading
- WH To London Waterloo via Hounslow
- WW From London Waterloo via Wimbledon