

Rugby to Coventry, Birmingham and Wolverhampton

Mondays to Fridays

Operator Days of operation/Notes 1st Class/Reservations/Bus Catering facilities	VT A 1 1	LM B	LM C	LM	XC D 1 1	VT E 1 1	LM	LM	AW F	XC D 1 1	LM B	LM G	LM	LM	LM C	XC D 1 1	LM B	VT H 1 1	
London Euston (EUS)	15	d																	
Watford Junction (WFJ)		d																	
Milton Keynes Central (MKC)		d																	
Northampton (NMP)		d						0515							0542				
Rugby (RUG)		d						0537							0605				
Coventry (COV)		d		0533				0547					0612	0615					
Canley (CNL)		d						0550						0619					
Tile Hill (THL)		d						0554						0623					
Berkswell (BKW)		d						0558						0626					
Hampton-in-Arden (HIA)		d						0602						0630					
Birmingham International (BHI)	a			0542				0605					0621	0633					
Birmingham International (BHI)	d			0542				0605					0621	0634					
Marston Green (MGN)	d			0546									0624						
Lea Hall (LEH)	d			0549									0628						
Stechford (SCF)	d			0552									0631						
Adderley Park (ADD)	d			0557									0634						
Birmingham New Street (BHM)	12 a			0601				0615					0642	0645					
Birmingham New Street (BHM)	12 d	0530	0534	0556	0601	0605	0612		0622	0630	0634	0641			0652	0701	0704	0707	
Smethwick Rolfe Street (SMR)	d						0618					0647							
Smethwick Galton Bridge (SGB)	7 d		0541	0603			0620				0641	0650			0659				
Sandwell & Dudley (SAD)	d					0617c	0623		0630			0653							0717
Dudley Port (DDP)	d						0627					0657							
Tipton (TIP)	d						0629					0659							
Coseley (CSY)	d						0632					0702							
Tame Bridge Parkway (TAB)	d																		
Wolverhampton (WVH)	7 a	0547	0553	0614	0617	0629	0637		0641	0647	0653	0707			0710	0717	0722	0729	

Operator Days of operation/Notes 1st Class/Reservations/Bus Catering facilities	LM J	LM	LM	AW K	XC D 1 1	LM C	LM B	LM J	LM G	LM	VT E 1 1	LM C	LM B	XC L 1 1	VT E 1 1	LM J	LM G	LM	
London Euston (EUS)	15	d									0616								0535
Watford Junction (WFJ)		d									0631u								0555
Milton Keynes Central (MKC)		d									0652								0638
Northampton (NMP)		d		0606						0642									0711
Rugby (RUG)		d		0634						0705	0715								0734
Coventry (COV)		d		0645						0715	0727			0730					0745
Canley (CNL)		d		0648						0719									0748
Tile Hill (THL)		d		0652						0723									0752
Berkswell (BKW)		d		0656						0726									0756
Hampton-in-Arden (HIA)		d		0700						0730									0800
Birmingham International (BHI)	a			0703						0733	0736			0739					0803
Birmingham International (BHI)	d	0651		0704	0708			0721		0734	0738			0741		0751			0803
Marston Green (MGN)	d	0654						0724								0754			0807
Lea Hall (LEH)	d	0658						0728								0758			
Stechford (SCF)	d	0701						0731								0801			
Adderley Park (ADD)	d	0704						0734											
Birmingham New Street (BHM)	12 a	0710		0714	0720			0739		0744	0748			0751	←	0811			0814
Birmingham New Street (BHM)	12 d		0711		0722	0726	0729	0734		0741	0747		0807	→	0752	0757	0801	0807	0811
Smethwick Rolfe Street (SMR)	d		0717							0747									0817
Smethwick Galton Bridge (SGB)	7 d		0720				0741			0750			0759						0820
Sandwell & Dudley (SAD)	d		0723		0730					0753					0817				0823
Dudley Port (DDP)	d		0727							0757									0827
Tipton (TIP)	d		0729							0759									0829
Coseley (CSY)	d		0732							0802									0832
Tame Bridge Parkway (TAB)	d						0744												
Wolverhampton (WVH)	7 a		0737		0741	0744	0759	0753		0807			0812	0822	0817	0829			0837

For the complete service between London and Rugby see table 067

NOTES (see introductory pages for explanation of train operator codes and standard symbols)

- a Arrival time
- d Departure time
- u Stops to pick up only
- c Arrives 4 minutes earlier
- A To Holyhead
- B To Liverpool Lime Street
- C To Shrewsbury
- D To Manchester Piccadilly
- E To Edinburgh
- F To Aberystwyth
- G From Walsall
- H To Glasgow Central
- J To Rugeley Trent Valley
- K To Chester
- L From Southampton Central to Manchester Piccadilly

Rugby to Coventry, Birmingham and Wolverhampton

Mondays to Fridays

Operator Days of operation/Notes 1st Class/Reservations/Bus Catering facilities	AW	LM	VT	XC	LM	LM	LM	LM	VT	LM	LM	XC	VT	LM	LM	LM	AW	LM
	M	C	1	N	B	J	G		P	C	B	L	P	J	G		A	C
	1	1	1	1	1	1	1	1	1	1	1	1	1	1	1	1	1	1
London Euston (EUS)	d		0710					0621	0716									
Watford Junction (WFJ)	d							0636	0731u									
Milton Keynes Central (MKC)	d							0707	0752									0738
Northampton (NMP)	d							0737										0810
Rugby (RUG)	d							0801	0815									0834
Coventry (COV)	d		0806					0812	0827			0830						0845
Canley (CNL)	d							0815										0848
Tile Hill (THL)	d							0819										0852
Berkswell (BKW)	d							0823										0856
Hampton-in-Arden (HIA)	d							0827										0900
Birmingham International (BHI)	a		0815					0830	0836			0839						0903
Birmingham International (BHI)	d	0808	0816				0821	0831	0838			0841		0851			0904	0908
Marston Green (MGN)	d						0824							0854				
Lea Hall (LEH)	d						0828							0858				
Stechford (SCF)	d						0831							0901				
Adderley Park (ADD)	d						0834											
Birmingham New Street (BHM)	a	0820	0827				0839	0844	0848			0851	0910	0910			0914	0920
Birmingham New Street (BHM)	d	0822	0826	0830	0834		0841		0907	0852	0857	0901	0907			0911		0922
Smethwick Rolfe Street (SMR)	d						0847									0917		0926
Smethwick Galton Bridge (SGB)	d				0841		0850			0859						0920		
Sandwell & Dudley (SAD)	d	0830					0853						0917			0923		0930
Dudley Port (DDP)	d						0857									0927		
Tipton (TIP)	d						0859									0929		
Coseley (CSY)	d						0902									0932		
Tame Bridge Parkway (TAB)	d		0841															0941
Wolverhampton (WVH)	a	0841	0857	0847	0853		0907			0910	0922	0917	0929			0937		0941
Wolverhampton (WVH)	a																	0957








Operator Days of operation/Notes 1st Class/Reservations/Bus Catering facilities	VT	XC	LM	LM	LM	LM	VT	LM	XC	VT	LM	LM	LM	AW	LM	VT	XC	LM
	1	N	B	J	G		P	C	L	P	J	G		A	C	1	N	B
	1	1	1	1	1	1	1	1	1	1	1	1	1	1	1	1	1	1
London Euston (EUS)	d	0810					0723	0816			0840			0756			0910	
Watford Junction (WFJ)	d						0738	0831u										
Milton Keynes Central (MKC)	d						0808	0852						0838				
Northampton (NMP)	d						0840							0910				
Rugby (RUG)	d						0904	0915						0934				
Coventry (COV)	d	0906					0915	0927		0930	0936			0945			1006	
Canley (CNL)	d						0918							0948				
Tile Hill (THL)	d						0922							0952				
Berkswell (BKW)	d						0926							0956				
Hampton-in-Arden (HIA)	d						0930							1000				
Birmingham International (BHI)	a	0915					0933	0936		0939	0945			1003			1015	
Birmingham International (BHI)	d	0916			0921	0934	0938		0941	0946	0951		1004	1008		1016		
Marston Green (MGN)	d				0924					0954								
Lea Hall (LEH)	d				0928					0958								
Stechford (SCF)	d				0931					1001								
Adderley Park (ADD)	d				0934													
Birmingham New Street (BHM)	a	0927			0939		0945	0948		0951	0956	1008		1014	1020		1027	
Birmingham New Street (BHM)	d		0930	0934		0941		0952	1001	1007		1011		1022	1026		1030	1034
Smethwick Rolfe Street (SMR)	d				0947							1017						
Smethwick Galton Bridge (SGB)	d			0941		0950		0959				1020						1041
Sandwell & Dudley (SAD)	d				0953					1017		1023		1030				
Dudley Port (DDP)	d				0957							1027						
Tipton (TIP)	d				0959							1029						
Coseley (CSY)	d				1002							1032						
Tame Bridge Parkway (TAB)	d														1041			
Wolverhampton (WVH)	a		0947	0953		1007			1010	1017	1029		1037		1041	1057		1047
Wolverhampton (WVH)	a																	1053









NOTES (see introductory pages for explanation of train operator codes and standard symbols)

- a Arrival time
- d Departure time
- u Stops to pick up only
- A To Holyhead
- B To Liverpool Lime Street
- C To Shrewsbury
- E To Edinburgh
- G From Walsall
- J To Rugeley Trent Valley
- L From Southampton Central to Manchester Piccadilly
- M To Aberystwyth/Pwllheli
- N From Bristol Temple Meads to Manchester Piccadilly
- P To Blackpool North
- Q From Bournemouth to Manchester Piccadilly

Rugby to Coventry, Birmingham and Wolverhampton

Mondays to Fridays

Operator Days of operation/Notes 1st Class/Reservations/Bus Catering facilities	LM J	LM G	LM	VT H 1 1 R X	LM C	XC Q 1 1 X	VT 1 1 R X	VT H 1 1 R X	LM J	LM G	LM	AW A X	LM C	XC N 1 1 X	LM B	LM J	LM G	LM
London Euston (EUS)  d			0823	0916			0940				0856							0923
Watford Junction (WFJ) d			0838	0931u														0938
Milton Keynes Central (MKC) d			0908	0952							0938							1008
Northampton (NMP) d			0940								1010							1040
Rugby (RUG) d			1004	1015							1034							1104
Coventry (COV) d			1015	1027		1030	1036				1045							1115
Canley (CNL) d			1018								1048							1118
Tile Hill (THL) d			1022								1052							1122
Berkswell (BKW) d			1026								1056							1126
Hampton-in-Arden (HIA) d			1030								1100							1130
Birmingham International (BHI) a			1033	1036		1039	1045				1103							1133
Birmingham International (BHI) d	1021		1034	1038		1041	1046		1051		1104	1108				1121		1134
Marston Green (MGN) d	1024								1054							1124		
Lea Hall (LEH) d	1028								1058							1128		
Stechford (SCF) d	1031								1101							1131		
Adderley Park (ADD) d	1034															1134		
Birmingham New Street (BHM)  a	1039		1044	1048		1051	1056		1108		1114	1120				1139		1144
Birmingham New Street (BHM)  d		1041		1107	1052	1101		1107		1111		1122	1126	1130	1134			1141
Smethwick Rolfe Street (SMR) d		1047								1117								1147
Smethwick Galton Bridge (SGB)  d		1050			1059					1120				1141				1150
Sandwell & Dudley (SAD) d		1053						1117		1123		1130						1153
Dudley Port (DDP) d		1057								1127								1157
Tipton (TIP) d		1059								1129								1159
Coseley (CSY) d		1102								1132								1202
Tame Bridge Parkway (TAB) d													1141					
Wolverhampton (WVH)  a		1107			1112	1117		1129		1137		1141	1157	1147	1153			1207

Operator Days of operation/Notes 1st Class/Reservations/Bus Catering facilities	VT E 1 1 R X	LM C	XC Q 1 1 X	VT 1 1 R X	VT E 1 1 R X	LM J	LM G	LM	AW M 1 1 X	LM C	XC N 1 1 X	LM B	LM J	LM G	LM	VT P 1 1 R X	LM C	XC Q 1 1 X
London Euston (EUS)  d	1016			1040				0956							1023	1116		
Watford Junction (WFJ) d	1031u														1038	1131u		
Milton Keynes Central (MKC) d	1052							1038							1108	1152		
Northampton (NMP) d								1110							1140			
Rugby (RUG) d	1115							1134							1204	1215		
Coventry (COV) d	1127		1130	1136				1145							1215	1227		1230
Canley (CNL) d								1148							1218			
Tile Hill (THL) d								1152							1222			
Berkswell (BKW) d								1156							1226			
Hampton-in-Arden (HIA) d								1200							1230			
Birmingham International (BHI) a	1136		1139	1145				1203							1233	1236		1239
Birmingham International (BHI) d	1138		1141	1146		1151		1204	1208				1221		1234	1238		1241
Marston Green (MGN) d						1154							1224					
Lea Hall (LEH) d						1158							1228					
Stechford (SCF) d						1201							1231					
Adderley Park (ADD) d													1234					
Birmingham New Street (BHM)  a	1148		1151	1156		1208		1214	1220				1239		1244	1248		1251
Birmingham New Street (BHM)  d	1207	1152	1201		1207		1211		1222	1226	1230	1234		1241		1307	1252	1301
Smethwick Rolfe Street (SMR) d							1217											
Smethwick Galton Bridge (SGB)  d		1159					1220					1241		1250			1259	
Sandwell & Dudley (SAD) d					1217		1223		1230					1253				
Dudley Port (DDP) d							1227							1257				
Tipton (TIP) d							1229							1259				
Coseley (CSY) d							1232							1302				
Tame Bridge Parkway (TAB) d										1241								
Wolverhampton (WVH)  a		1210	1217		1229		1237		1241	1257	1247	1253		1307			1310	1317

NOTES (see introductory pages for explanation of train operator codes and standard symbols)

- a Arrival time
- d Departure time
- u Stops to pick up only
- A To Holyhead
- B To Liverpool Lime Street
- C To Shrewsbury
- E To Edinburgh
- G From Walsall
- H To Glasgow Central
- J To Rugeley Trent Valley
- M To Aberystwyth/Pwllheli
- N From Bristol Temple Meads to Manchester Piccadilly
- P To Blackpool North
- Q From Bournemouth to Manchester Piccadilly

Rugby to Coventry, Birmingham and Wolverhampton

Mondays to Fridays

Operator Days of operation/Notes 1st Class/Reservations/Bus Catering facilities	VT	VT P	LM J	LM G	LM	AW A	LM C	XC R	LM B	LM J	LM G	LM	VT E	LM C	XC Q	VT	VT E	LM J
	1 1	1 1				⌘		1 1					1 1		1 1	1 1	1 1	
	⊗	⊗						⌘					⊗		⌘	⊗	⊗	
London Euston (EUS) d	1140				1056								1123	1216			1240	
Watford Junction (WFJ) d													1138	1231u				
Milton Keynes Central (MKC) d					1138								1208	1252				
Northampton (NMP) d					1210								1240					
Rugby (RUG) d					1234								1304	1315				
Coventry (COV) d	1236				1245								1315	1327	1330	1336		
Canley (CNL) d					1248								1318					
Tile Hill (THL) d					1252								1322					
Berkswell (BKW) d					1256								1326					
Hampton-in-Arden (HIA) d					1300								1330					
Birmingham International (BHI) a	1245				1303								1333	1336	1339	1345		
Birmingham International (BHI) d	1246		1251		1304	1308				1321		1334	1338		1341	1346		1351
Marston Green (MGN) d			1254							1324								1354
Lea Hall (LEH) d			1258							1328								1358
Stechford (SCF) d			1301							1331								1401
Adderley Park (ADD) d										1334								
Birmingham New Street (BHM) a	1256	←	1308		1314	1320				1339		1344	1348		1351	1356	←	1408
Birmingham New Street (BHM) d		1307		1311		1323	1326	1330	1334		1341		1407	1352	1401			1407
Smethwick Rolfe Street (SMR) d				1317							1347		←					
Smethwick Galton Bridge (SGB) d				1320					1341		1350			1359				
Sandwell & Dudley (SAD) d		1317		1323	1331						1353							1417
Dudley Port (DDP) d				1327							1357							
Tipton (TIP) d				1329							1359							
Coseley (CSY) d				1332							1402							
Tame Bridge Parkway (TAB) d							1341											
Wolverhampton (WVH) a		1329		1337		1342	1357	1347	1353		1407			1410	1417			1429

Operator Days of operation/Notes 1st Class/Reservations/Bus Catering facilities	LM G	LM	AW M	LM C	XC N	LM B	LM J	LM G	LM	VT	LM C	XC Q	VT H	LM J	LM G	LM	AW A	LM C
			⌘		1 1					1 1		1 1	1 1				⌘	
					⌘					⊗		⌘	⊗				⌘	
London Euston (EUS) d		1156								1223	1316		1340				1256	
Watford Junction (WFJ) d										1238	1331u							
Milton Keynes Central (MKC) d		1238								1308	1352						1338	
Northampton (NMP) d		1310								1340							1410	
Rugby (RUG) d		1334								1404	1415						1434	
Coventry (COV) d		1345								1415	1427	1430	1436				1445	
Canley (CNL) d		1348								1418							1448	
Tile Hill (THL) d		1352								1422							1452	
Berkswell (BKW) d		1356								1426							1456	
Hampton-in-Arden (HIA) d		1400								1430							1500	
Birmingham International (BHI) a		1403								1433	1436	1439	1445				1503	
Birmingham International (BHI) d		1404	1408				1421		1434	1438		1441	1446	1451		1504	1508	
Marston Green (MGN) d							1424							1454				
Lea Hall (LEH) d							1428							1458				
Stechford (SCF) d							1431							1501				
Adderley Park (ADD) d							1434											
Birmingham New Street (BHM) a		1414	1420				1439		1444	1448		1451	1456	1508		1514	1520	
Birmingham New Street (BHM) d	1411		1422	1426	1430	1434		1441			1452	1501	1507		1511		1522	1526
Smethwick Rolfe Street (SMR) d	1417							1447							1517			
Smethwick Galton Bridge (SGB) d	1420					1441		1450			1459				1520			
Sandwell & Dudley (SAD) d	1423		1430					1453					1517		1523		1530	
Dudley Port (DDP) d	1427							1457							1527			
Tipton (TIP) d	1429							1459							1529			
Coseley (CSY) d	1432							1502							1532			
Tame Bridge Parkway (TAB) d				1441														1541
Wolverhampton (WVH) a	1437		1441	1457	1447	1453		1507			1510	1517	1529		1537		1541	1557

NOTES (see introductory pages for explanation of train operator codes and standard symbols)

- a Arrival time
- d Departure time
- u Stops to pick up only
- A To Holyhead
- B To Liverpool Lime Street
- C To Shrewsbury
- E To Edinburgh
- G From Walsall
- H To Glasgow Central
- J To Rugeley Trent Valley
- M To Aberystwyth/Pwllheli
- N From Bristol Temple Meads to Manchester Piccadilly
- P To Blackpool North
- Q From Bournemouth to Manchester Piccadilly
- R From Paignton to Manchester Piccadilly

Rugby to Coventry, Birmingham and Wolverhampton

Mondays to Fridays

Operator Days of operation/Notes 1st Class/Reservations/Bus Catering facilities	VT	XC N	LM B	LM J	LM G	LM	VT	LM C	XC Q	VT E	LM B	VT E	LM J	LM G	LM	AW M	LM C	VT
	1R	1◇					1R		1◇	1R		1R				1R		1R
	⊗	⊕					⊗		⊕	⊗		⊗				⊗		⊗
London Euston (EUS) ⊕ 15 d	1410					1323	1416			1440					1356			1510
Watford Junction (WFJ) d						1338	1431u											
Milton Keynes Central (MKC) d						1408	1452								1438			
Northampton (NMP) d						1440									1510			
Rugby (RUG) d						1504	1515								1534			
Coventry (COV) d	1506					1515	1527		1530	1536					1545			1606
Canley (CNL) d						1518									1548			
Tile Hill (THL) d						1522									1552			
Berkswell (BKW) d						1526									1556			
Hampton-in-Arden (HIA) d						1530									1600			
Birmingham International (BHI) a	1515					1534	1536		1539	1545					1603			1615
Birmingham International (BHI) d	1516			1521		1534	1538		1541	1546			1551		1604	1607		1616
Marston Green (MGN) d				1524									1554					
Lea Hall (LEH) d				1528									1558					
Stechford (SCF) d				1531									1601					
Adderley Park (ADD) d				1534														
Birmingham New Street (BHM) 12 a	1527			1539		1544	1548		1551	1556		←	1608		1614	1619		1627
Birmingham New Street (BHM) 12 d		1530	1534		1541			1552	1601	1607	1604	1607		1611		1622	1626	
Smethwick Rolfe Street (SMR) d					1547					→				1617				
Smethwick Galton Bridge (SGB) 7 d			1541		1550			1559						1620				
Sandwell & Dudley (SAD) d					1553							1617		1623		1630		
Dudley Port (DDP) d					1557									1627				
Tipton (TIP) d					1559									1629				
Coseley (CSY) d					1602									1632				
Tame Bridge Parkway (TAB) d																		1641
Wolverhampton (WVH) 7 a		1547	1553		1607			1612	1617		1622	1629		1637				1641
																		1657

Operator Days of operation/Notes 1st Class/Reservations/Bus Catering facilities	XC N	LM B	LM J	LM G	LM	VT H	LM C	XC Q	LM B	VT H	VT	LM J	LM G	LM	AW S	LM C	VT	XC N
	1◇					1R		1◇		1R	1R				1R		1R	1◇
	⊕					⊗		⊕		⊗	⊗				⊗		⊗	⊕
London Euston (EUS) ⊕ 15 d					1423	1516					1536			1456				1610
Watford Junction (WFJ) d					1438						1551u							
Milton Keynes Central (MKC) d					1508	1548								1538				
Northampton (NMP) d					1540									1610				
Rugby (RUG) d					1604	1611								1634				
Coventry (COV) d					1615	1627		1630			1636			1645			1706	
Canley (CNL) d					1618									1648				
Tile Hill (THL) d					1622									1652				
Berkswell (BKW) d					1626									1656				
Hampton-in-Arden (HIA) d					1630									1700				
Birmingham International (BHI) a					1633	1636		1639			1645			1703				1715
Birmingham International (BHI) d			1621		1634	1638		1641			1646	1651		1704	1708			1716
Marston Green (MGN) d			1624									1654						
Lea Hall (LEH) d			1628									1658						
Stechford (SCF) d			1631									1701						
Adderley Park (ADD) d			1634															
Birmingham New Street (BHM) 12 a			1639		1644	1648		1651		←	1656	1708		1714	1720		1727	
Birmingham New Street (BHM) 12 d	1630	1634		1641		1707	1652	1701	1704	1707			1711		1721	1726		1730
Smethwick Rolfe Street (SMR) d				1647		→							1717					
Smethwick Galton Bridge (SGB) 7 d		1641		1650			1659						1720					
Sandwell & Dudley (SAD) d				1653						1717			1723		1730			
Dudley Port (DDP) d				1657									1727					
Tipton (TIP) d				1659									1729					
Coseley (CSY) d				1702									1732					
Tame Bridge Parkway (TAB) d																		1742
Wolverhampton (WVH) 7 a	1647	1653		1707				1710	1717	1722	1729			1737		1741	1757	
																		1747

NOTES (see introductory pages for explanation of train operator codes and standard symbols)

- a Arrival time
- d Departure time
- u Stops to pick up only
- B To Liverpool Lime Street
- C To Shrewsbury
- E To Edinburgh
- G From Walsall
- H To Glasgow Central
- J To Rugeley Trent Valley
- M To Aberystwyth/Pwllheli
- N From Bristol Temple Meads to Manchester Piccadilly
- Q From Bournemouth to Manchester Piccadilly
- S To Llandudno

Rugby to Coventry, Birmingham and Wolverhampton

Mondays to Fridays

Operator Days of operation/Notes 1st Class/Reservations/Bus Catering facilities	LM B	LM J	LM G	LM	VT 1R X	LM C	XC Q 1◇ ⚡	VT E 1R X	LM B	VT E 1R X	LM J	LM G	LM	AW F	LM C	VT 1R X	XC R 1◇ ⚡	LM B
London Euston (EUS) 15 d				1523	1616			1640					1556			1710		
Watford Junction (WFJ) d				1538	1631u													
Milton Keynes Central (MKC) d				1608	1652								1638					
Northampton (NMP) d				1640									1710					
Rugby (RUG) d				1704	1715								1734					
Coventry (COV) d				1715	1727		1730	1736					1745			1806		
Canley (CNL) d				1718									1748					
Tile Hill (THL) d				1722									1752					
Berkswell (BKW) d				1726									1756					
Hampton-in-Arden (HIA) d				1730									1800					
Birmingham International (BHI) a				1733	1736		1739	1745					1803			1815		
Birmingham International (BHI) d		1721		1734	1738		1741	1746			1751		1804	1808		1816		
Marston Green (MGN) d		1724									1754							
Lea Hall (LEH) d		1728									1758							
Stechford (SCF) d		1731									1801							
Adderley Park (ADD) d		1734																
Birmingham New Street (BHM) 12 a		1739		1744	1748		1751	1756		←	1808		1814	1820		1827		
Birmingham New Street (BHM) 12 d	1734		1741			1752	1801	1807	1804	1807		1811		1822	1826		1830	1834
Smethwick Rolfe Street (SMR) d			1747					→				1817						
Smethwick Galton Bridge (SGB) 7 d	1741		1750			1759						1820						1841
Sandwell & Dudley (SAD) d			1753							1817		1823		1830				
Dudley Port (DDP) d			1757									1827						
Tipton (TIP) d			1759									1829						
Coseley (CSY) d			1802									1832						
Tame Bridge Parkway (TAB) d																1841		
Wolverhampton (WVH) 7 a	1753		1807			1812	1817		1822	1829		1837		1841	1857		1847	1853










Operator Days of operation/Notes 1st Class/Reservations/Bus Catering facilities	LM J	LM G	LM	VT T 1R X	LM C	VT T 1R X	XC Q 1◇ ⚡	VT H 1R X	LM J	LM G	LM	AW K	VT 1R X	LM B	LM J	LM G	LM	VT 1R X	
London Euston (EUS) 15 d			1626	1716				1740				1656		1810				1726	1816
Watford Junction (WFJ) d				1731u														1831u	
Milton Keynes Central (MKC) d			1708	1752								1738						1808	1852
Northampton (NMP) d			1740									1806						1840	
Rugby (RUG) d			1804	1815								1834						1904	1915
Coventry (COV) d			1815	1827			1830	1836				1845		1906				1915	1927
Canley (CNL) d			1818									1848						1918	
Tile Hill (THL) d			1822									1852						1922	
Berkswell (BKW) d			1826									1856						1926	
Hampton-in-Arden (HIA) d			1830									1900						1930	
Birmingham International (BHI) a			1833	1836			1839	1845				1903		1915				1933	1936
Birmingham International (BHI) d	1821		1834	1838			1841	1846	1851		1904	1908	1916		1921		1934	1938	
Marston Green (MGN) d	1824								1854						1924				
Lea Hall (LEH) d	1828								1858						1928				
Stechford (SCF) d	1831								1901						1931				
Adderley Park (ADD) d	1834														1934				
Birmingham New Street (BHM) 12 a	1839		1844	1848		←	1851	1856	1907		1914	1920	1927		1939		1944	1948	
Birmingham New Street (BHM) 12 d		1841		1855	1852	1855	1901	1907		1911		1922		1934		1941		1956	
Smethwick Rolfe Street (SMR) d		1847		→						1917					1947				
Smethwick Galton Bridge (SGB) 7 d		1850			1859					1920				1941		1950			
Sandwell & Dudley (SAD) d		1853						1917		1923		1930			1953				
Dudley Port (DDP) d		1857								1927					1957				
Tipton (TIP) d		1859								1929					1959				
Coseley (CSY) d		1902								1932					2002				
Tame Bridge Parkway (TAB) d																			
Wolverhampton (WVH) 7 a		1907			1910	1922	1917	1929		1937		1941		1953		2007			2013










NOTES (see introductory pages for explanation of train operator codes and standard symbols)

- a Arrival time
- d Departure time
- u Stops to pick up only
- B To Liverpool Lime Street
- C To Shrewsbury
- E To Edinburgh
- F To Aberystwyth
- G From Walsall
- H To Glasgow Central
- J To Rugeley Trent Valley
- K To Chester
- Q From Bournemouth to Manchester Piccadilly
- R From Paignton to Manchester Piccadilly
- T To Crewe

Rugby to Coventry, Birmingham and Wolverhampton

Mondays to Fridays

Operator Days of operation/Notes 1st Class/Reservations/Bus Catering facilities	XC Q	VT T	LM C	VT T	LM J	LM G	LM	AW F	VT	LM B	VT	LM J	LM G	LM	VT	LM C	VT	XC Q
	1 1/2 1/2	1 1/2 1/2		1 1/2 1/2					1 1/2 1/2		1 1/2 1/2				1 1/2 1/2		1 1/2 1/2	1 1/2 1/2
	1/2	1/2		1/2					1/2		1/2				1/2		1/2	1/2
London Euston (EUS)   d		1840					1756		1910					1826	1916			
Watford Junction (WFJ) d															1931 ^u			
Milton Keynes Central (MKC) d							1838							1908	1952			
Northampton (NMP) d							1906							1940				
Rugby (RUG) d							1934							2004	2015			
Coventry (COV) d	1930	1936					1945		2006					2015	2027			2030
Canley (CNL) d							1948							2018				
Tile Hill (THL) d							1952							2022				
Berkswell (BKW) d							1956							2026				
Hampton-in-Arden (HIA) d							2000							2030				
Birmingham International (BHI) a	1939	1945					2003		2015					2033	2036			2039
Birmingham International (BHI) d	1941	1946					2004	2008	2016					2021	2034	2038		2041
Marston Green (MGN) d							1954							2024				
Lea Hall (LEH) d							1958							2028				
Stechford (SCF) d							2001							2031				
Adderley Park (ADD) d														2034				
Birmingham New Street (BHM)   a	1951	1956		←	2007		2014	2021	2027		←			2044	2048		←	2051
Birmingham New Street (BHM)   d	2001	2007	2004		2007		2011	2022	2037	2034	2037			2041	2055	2052	2055	2101
Smethwick Rolfe Street (SMR) d		→					2017		→					2047	→			
Smethwick Galton Bridge (SGB)  d			2011				2020			2041				2050				
Sandwell & Dudley (SAD) d							2023	2030			2048			2053				
Dudley Port (DDP) d							2027							2057				
Tipton (TIP) d							2029							2059				
Coseley (CSY) d							2032							2102				
Tame Bridge Parkway (TAB) d																		
Wolverhampton (WVH)   a	2017		2022	2029		2037		2041		2053	2100			2107		2110	2114	2117

Operator Days of operation/Notes 1st Class/Reservations/Bus Catering facilities	VT T	LM J	LM G	LM	AW D	VT	LM B	VT	LM J	LM G	LM	LM C	XC Q	VT	LM	LM G	LM	VT	
	1 1/2 1/2					1 1/2 1/2		1 1/2 1/2					1 1/2 1/2	1 1/2 1/2				1 1/2 1/2	
	1/2					1/2		1/2					1/2	1/2				1/2	
London Euston (EUS)   d	1940				1856	2006						1923			2040			1956	2106
Watford Junction (WFJ) d												1938							
Milton Keynes Central (MKC) d					1938	2037						2008						2038	2137
Northampton (NMP) d					2010							2040						2110	
Rugby (RUG) d					2034							2104						2134	
Coventry (COV) d	2036				2045	2106						2115	2130	2136				2145	2206
Canley (CNL) d					2048							2118						2148	
Tile Hill (THL) d					2052							2122						2152	
Berkswell (BKW) d					2056							2126						2156	
Hampton-in-Arden (HIA) d					2100							2130						2200	
Birmingham International (BHI) a	2045				2103	2116						2133	2139	2145				2203	2215
Birmingham International (BHI) d	2046	2051		2104	2109	2116			2121		2134		2141	2146	2151			2204	2216
Marston Green (MGN) d		2054							2124						2154				
Lea Hall (LEH) d		2058							2128						2158				
Stechford (SCF) d		2101							2131						2201				
Adderley Park (ADD) d									2134										
Birmingham New Street (BHM)   a	2056	2110		2114	2121	2127		←	2139		2145		2151	2156	2211			2215	2227
Birmingham New Street (BHM)   d	2107		2111		2122	2137	2134	2137		2141		2152	2201	2207		2211			2237
Smethwick Rolfe Street (SMR) d			2117			→				2147						2217			→
Smethwick Galton Bridge (SGB)  d			2120				2141			2150		2159				2220			
Sandwell & Dudley (SAD) d	2117		2123		2130			2147		2153				2217		2223			
Dudley Port (DDP) d			2127							2157						2227			
Tipton (TIP) d			2129							2159						2229			
Coseley (CSY) d			2132							2202						2232			
Tame Bridge Parkway (TAB) d																			
Wolverhampton (WVH)   a	2129		2137		2141		2153	2158		2207		2212	2218	2231		2237			

NOTES (see introductory pages for explanation of train operator codes and standard symbols)

- a Arrival time
- d Departure time
- u Stops to pick up only
- B To Liverpool Lime Street
- C To Shrewsbury
- D To Manchester Piccadilly
- F To Aberystwyth
- G From Walsall
- J To Rugeley Trent Valley
- Q From Bournemouth to Manchester Piccadilly
- T To Crewe

Rugby to Coventry, Birmingham and Wolverhampton

Mondays to Fridays

Operator Days of operation/Notes 1st Class/Reservations/Bus Catering facilities	LM T	VT 1R X	LM	LM	LM	XC U 1◇	LM C	VT 1R X	LM	LM	LM T	LM	AW C	LM V	LM	VT 1R X	VT 1R X	VT 1R X			
London Euston (EUS) d					2023			2130							2056			2150	2230	2300	2300
Watford Junction (WFJ) d					2038			2145 ^u										2205	2246 ^u	2317 ^u	2317 ^u
Milton Keynes Central (MKC) d					2108			2205							2138			2236	2329	2359	2359
Northampton (NMP) d					2134										2216			2312			
Rugby (RUG) d					2159			2228							2242			2334	2359	0033	0053
Coventry (COV) d					2215	2228		2239							2254			2345	0011	0043	0103
Canley (CNL) d					2218										2257			2348			
Tile Hill (THL) d					2222										2301			2352			
Berkswell (BKW) d					2226										2305			2356			
Hampton-in-Arden (HIA) d					2230										2309			2359			
Birmingham International (BHI) a					2233	2237		2248							2312			0003	0020	0052	0112
Birmingham International (BHI) d					2221	2234	2238	2250				2258		2313	2316			0004	0021	0053	0113
Marston Green (MGN) d					2224							2301						0007			
Lea Hall (LEH) d					2228							2305						0011			
Stechford (SCF) d					2231							2308						0014			
Adderley Park (ADD) d					2234													0018			
Birmingham New Street (BHM) a					2242	2244	2249	2302				2315		2324	2328			0023	0033	0103	0123
Birmingham New Street (BHM) d	2233	2237	2241					2256	2307	2312		2322		2340	0002			0036	0106	0127	
Smethwick Rolfe Street (SMR) d			2247							2319					0008						
Smethwick Galton Bridge (SGB) d	2241		2250				2303	2317	2322		2330				0011						
Sandwell & Dudley (SAD) d		2247	2253						2325				2348		0014						
Dudley Port (DDP) d			2257						2329						0018						
Tipton (TIP) d			2259						2331						0020						
Coseley (CSY) d			2302						2334						0023						
Tame Bridge Parkway (TAB) d																					
Wolverhampton (WVH) a	2253	2300	2307					2314	2328	2339		2342		2358	0028			0103	0131	0153	

Operator Days of operation/Notes 1st Class/Reservations/Bus Catering facilities	VT FX 1R X	VT FO 1R X
London Euston (EUS) d	2330	2330
Watford Junction (WFJ) d		
Milton Keynes Central (MKC) d	0029	0029
Northampton (NMP) d		
Rugby (RUG) d	0059	0109
Coventry (COV) d	0111	0120
Canley (CNL) d		
Tile Hill (THL) d		
Berkswell (BKW) d		
Hampton-in-Arden (HIA) d		
Birmingham International (BHI) a	0120	0129
Birmingham International (BHI) d	0121	0131
Marston Green (MGN) d		
Lea Hall (LEH) d		
Stechford (SCF) d		
Adderley Park (ADD) d		
Birmingham New Street (BHM) a	0132	0142
Birmingham New Street (BHM) d	0135	0145
Smethwick Rolfe Street (SMR) d		
Smethwick Galton Bridge (SGB) d		
Sandwell & Dudley (SAD) d		
Dudley Port (DDP) d		
Tipton (TIP) d		
Coseley (CSY) d		
Tame Bridge Parkway (TAB) d		
Wolverhampton (WVH) a	0202	0212

NOTES (see introductory pages for explanation of train operator codes and standard symbols)

- a Arrival time
- d Departure time
- u Stops to pick up only
- C To Shrewsbury
- T To Crewe
- U From Bournemouth
- V From Rugeley Trent Valley
- FO Fridays only
- FX Not Fridays

Rugby to Coventry, Birmingham and Wolverhampton

Saturdays

Operator Days of operation/Notes 1st Class/Reservations/Bus Catering facilities	VT A	LM	LM B	XC C	VT D	LM	LM	AW E	LM B	XC C	LM	LM F	LM	LM G	LM	XC C	LM F	VT H	
	1 1			1 1	1 1					1 1						1 1		1 1	
	⊠			⊠	⊠			⊠		⊠						⊠		⊠	
London Euston (EUS)	⊠ 15	d																	
Watford Junction (WFJ)		d																	
Milton Keynes Central (MKC)		d																	
Northampton (NMP)		d				0510									0542				
Rugby (RUG)		d				0533									0605				
Coventry (COV)		d	0525			0543							0600		0616				
Canley (CNL)		d				0547							0603		0619				
Tile Hill (THL)		d				0551							0607		0623				
Berkswell (BKW)		d				0554							0611		0627				
Hampton-in-Arden (HIA)		d				0558							0615		0631				
Birmingham International (BHI)	a		0534			0601							0618		0635				
Birmingham International (BHI)	d		0534			0602						0616		0622		0635			
Marston Green (MGN)	d		0538									0619		0625					
Lea Hall (LEH)	d		0541									0623		0629					
Stechford (SCF)	d		0544									0626		0632					
Adderley Park (ADD)	d		0549											0635					
Birmingham New Street (BHM)	12 a		0555			0612						0632		0640		0645			
Birmingham New Street (BHM)	12 d	0530		0556	0601	0605		0612	0622	0626	0630		0634		0641		0701	0704	0707
Smethwick Rolfe Street (SMR)	d							0618						0647					
Smethwick Galton Bridge (SGB)	7 d			0603				0620					0641		0650				
Sandwell & Dudley (SAD)	d					0617c		0623	0630					0653					0717
Dudley Port (DDP)	d							0627						0657					
Tipton (TIP)	d							0629						0659					
Coseley (CSY)	d							0632						0702					
Tame Bridge Parkway (TAB)	d									0641									
Wolverhampton (WVH)	7 a	0547		0614	0617	0629		0637	0641	0657	0647		0653		0707		0717	0722	0729

Operator Days of operation/Notes 1st Class/Reservations/Bus Catering facilities	LM J	LM	LM	AW A	XC C	LM B	LM F	LM J	LM G	LM	VT D	XC K	LM F	VT D	LM J	LM G	LM	AW L	
				1 1	1 1						1 1	1 1		1 1				1 1	
				⊠	⊠						⊠	⊠		⊠				⊠	
London Euston (EUS)	⊠ 15	d									0616							0539	
Watford Junction (WFJ)		d									0631u							0558	
Milton Keynes Central (MKC)		d									0652							0641	
Northampton (NMP)		d		0611						0642								0710	
Rugby (RUG)		d		0634						0704	0715							0734	
Coventry (COV)		d		0645						0715	0727	0730						0745	
Canley (CNL)		d		0648						0718								0748	
Tile Hill (THL)		d		0652						0722								0752	
Berkswell (BKW)		d		0656						0726								0756	
Hampton-in-Arden (HIA)		d		0700						0730								0800	
Birmingham International (BHI)	a			0703						0733	0736	0739						0803	
Birmingham International (BHI)	d	0652		0704	0709			0721		0734	0738	0741			0752		0803	0808	
Marston Green (MGN)	d	0655						0724							0755		0807		
Lea Hall (LEH)	d	0659						0728							0759				
Stechford (SCF)	d	0702						0731							0802				
Adderley Park (ADD)	d	0705						0734											
Birmingham New Street (BHM)	12 a	0711		0714	0721			0739		0744	0748	0751		←	0808		0815	0820	
Birmingham New Street (BHM)	12 d		0711		0722	0726	0729	0734		0741		0807		→		0811		0822	
Smethwick Rolfe Street (SMR)	d		0717							0747						0817			
Smethwick Galton Bridge (SGB)	7 d		0720				0741			0750						0820			
Sandwell & Dudley (SAD)	d		0723		0730					0753				0817		0823		0830	
Dudley Port (DDP)	d		0727							0757						0827			
Tipton (TIP)	d		0729							0759						0829			
Coseley (CSY)	d		0732							0802						0832			
Tame Bridge Parkway (TAB)	d					0744													
Wolverhampton (WVH)	7 a		0737		0741	0744	0759	0753		0807			0817	0822	0829		0837		0841

NOTES (see introductory pages for explanation of train operator codes and standard symbols)

- a Arrival time
- d Departure time
- u Stops to pick up only
- c Arrives 4 minutes earlier
- A To Holyhead
- B To Shrewsbury
- C To Manchester Piccadilly
- D To Edinburgh
- E To Aberystwyth
- F To Liverpool Lime Street
- G From Walsall
- H To Glasgow Central
- J To Rugeley Trent Valley
- K From Southampton Central to Manchester Piccadilly
- L To Aberystwyth/Pwllheli

Rugby to Coventry, Birmingham and Wolverhampton

Saturdays

Operator Days of operation/Notes 1st Class/Reservations/Bus Catering facilities	LM B	VT M R	XC M R	LM F	LM J	LM G	LM	VT N R	LM B	XC K R	LM F	VT N R	LM J	LM G	LM	AW A R	LM B	VT M R	
London Euston (EUS)		0710					0621	0716										0810	
Watford Junction (WFJ)							0636	0731u											
Milton Keynes Central (MKC)							0705	0752							0738				
Northampton (NMP)							0740								0810				
Rugby (RUG)							0804	0815							0834				
Coventry (COV)		0806					0815	0827		0830					0845			0906	
Canley (CNL)							0818								0848				
Tile Hill (THL)							0822								0852				
Berkswell (BKW)							0826								0856				
Hampton-in-Arden (HIA)							0830								0900				
Birmingham International (BHI)	a	0815					0833	0836		0839					0903			0915	
Birmingham International (BHI)	d	0816					0834	0838		0841					0852		0904	0908	0916
Marston Green (MGN)	d						0824								0855				
Lea Hall (LEH)	d						0828								0859				
Stechford (SCF)	d						0831								0902				
Adderley Park (ADD)	d						0834												
Birmingham New Street (BHM)	a	0827					0839												
Birmingham New Street (BHM)	d	0826	0830	0834			0841	0847		0851			0908		0914	0920		0927	
Birmingham New Street (BHM)	d						0841	0847		0852	0901	0904	0907		0911		0922	0926	
Smethwick Rolfe Street (SMR)	d						0847								0917				
Smethwick Galton Bridge (SGB)	d						0841	0850		0859					0920				
Sandwell & Dudley (SAD)	d						0853								0923				
Dudley Port (DDP)	d						0857								0927				
Tipton (TIP)	d						0859								0929				
Coseley (CSY)	d						0902								0932				
Tame Bridge Parkway (TAB)	d	0841																0941	
Wolverhampton (WVH)	a	0857	0847	0853			0907			0910	0917	0922	0929		0937			0941	0957

Operator Days of operation/Notes 1st Class/Reservations/Bus Catering facilities	XC M R	LM F	LM J	LM G	LM	VT M R	LM B	XC P R	VT D R	LM F	VT D R	LM J	LM G	LM	AW L R	LM B	VT M R	XC M R		
London Euston (EUS)						0723	0816			0840				0756				0910		
Watford Junction (WFJ)						0738	0831u													
Milton Keynes Central (MKC)						0808	0852							0838						
Northampton (NMP)						0840								0910						
Rugby (RUG)						0904	0915							0934						
Coventry (COV)						0915	0927		0930	0936				0945			1006			
Canley (CNL)						0918								0948						
Tile Hill (THL)						0922								0952						
Berkswell (BKW)						0926								0956						
Hampton-in-Arden (HIA)						0930								1000						
Birmingham International (BHI)	a					0933	0936		0939	0945				1003				1015		
Birmingham International (BHI)	d			0921		0934	0938		0941	0946				0952		1004	1008	1016		
Marston Green (MGN)	d			0924										0955						
Lea Hall (LEH)	d			0928										0959						
Stechford (SCF)	d			0931										1002						
Adderley Park (ADD)	d			0934																
Birmingham New Street (BHM)	a			0939		0944	0948		0951	0956			1008		1014	1020		1027		
Birmingham New Street (BHM)	d	0930	0934			0941		0952	1001	1007	1004	1007		1011		1022	1026		1030	
Smethwick Rolfe Street (SMR)	d					0947								1017						
Smethwick Galton Bridge (SGB)	d					0950		0959						1020						
Sandwell & Dudley (SAD)	d					0953								1023		1030				
Dudley Port (DDP)	d					0957								1027						
Tipton (TIP)	d					0959								1029						
Coseley (CSY)	d					1002								1032						
Tame Bridge Parkway (TAB)	d																	1041		
Wolverhampton (WVH)	a	0947	0953			1007			1010	1017		1022	1029		1037			1041	1057	1047

NOTES (see introductory pages for explanation of train operator codes and standard symbols)

- a Arrival time
- d Departure time
- u Stops to pick up only
- A To Holyhead
- B To Shrewsbury
- D To Edinburgh
- F To Liverpool Lime Street
- G From Walsall
- J To Rugeley Trent Valley
- K From Southampton Central to Manchester Piccadilly
- L To Aberystwyth/Pwllheli
- M From Bristol Temple Meads to Manchester Piccadilly
- N To Blackpool North
- P From Bournemouth to Manchester Piccadilly

Rugby to Coventry, Birmingham and Wolverhampton

Saturdays

Operator Days of operation/Notes 1st Class/Reservations/Bus Catering facilities	LM F	LM J	LM G	LM	VT 1R X	LM B	XC P 1◇	VT H 1R X	LM F	VT H 1R X	LM J	LM G	LM	AW A A	LM B	VT 1R X	XC M 1◇	LM F
London Euston (EUS) 15 d				0823	0916			0940					0856			1010		
Watford Junction (WFJ) d				0838	0931u													
Milton Keynes Central (MKC) d				0908	0952								0938					
Northampton (NMP) d				0940									1010					
Rugby (RUG) d				1004	1015								1034					
Coventry (COV) d				1015	1027		1030	1036					1045			1106		
Canley (CNL) d				1018									1048					
Tile Hill (THL) d				1022									1052					
Berkswell (BKW) d				1026									1056					
Hampton-in-Arden (HIA) d				1030									1100					
Birmingham International (BHI) a				1033	1036		1039	1045					1103			1115		
Birmingham International (BHI) d		1021		1034	1038		1041	1046				1052	1104	1108		1116		
Marston Green (MGN) d		1024										1055						
Lea Hall (LEH) d		1028										1059						
Stechford (SCF) d		1031										1102						
Adderley Park (ADD) d		1034																
Birmingham New Street (BHM) 12 a		1039		1045	1048		1051	1056		←	1108		1114	1120		1127		
Birmingham New Street (BHM) 12 d	1034		1041			1052	1101	1107	1104	1107		1111		1122	1126		1130	1134
Smethwick Rolfe Street (SMR) d			1047					←				1117						
Smethwick Galton Bridge (SGB) 7 d	1041		1050			1059						1120						1141
Sandwell & Dudley (SAD) d			1053							1117		1123	1130					
Dudley Port (DDP) d			1057									1127						
Tipton (TIP) d			1059									1129						
Coseley (CSY) d			1102									1132						
Tame Bridge Parkway (TAB) d																1141		
Wolverhampton (WVH) 7 a	1053		1107			1110	1117		1122	1129		1137		1141	1157		1147	1153

Operator Days of operation/Notes 1st Class/Reservations/Bus Catering facilities	LM J	LM G	LM	VT D 1R X	LM B	XC P 1◇	VT H 1R X	LM F	VT D 1R X	LM J	LM G	LM	AW L 1R A	LM B	XC M 1◇	LM F	LM J	LM G
London Euston (EUS) 15 d			0923	1016			1040					0956						
Watford Junction (WFJ) d			0938	1031u														
Milton Keynes Central (MKC) d			1008	1052								1038						
Northampton (NMP) d			1040									1110						
Rugby (RUG) d			1104	1115								1134						
Coventry (COV) d			1115	1127		1130	1136					1145						
Canley (CNL) d			1118									1148						
Tile Hill (THL) d			1122									1152						
Berkswell (BKW) d			1126									1156						
Hampton-in-Arden (HIA) d			1130									1200						
Birmingham International (BHI) a			1133	1136		1139	1145					1203						
Birmingham International (BHI) d	1121		1134	1138		1141	1146			1152		1204	1208				1221	
Marston Green (MGN) d	1124									1155							1224	
Lea Hall (LEH) d	1128									1159							1228	
Stechford (SCF) d	1131									1202							1231	
Adderley Park (ADD) d	1134																1234	
Birmingham New Street (BHM) 12 a	1139		1144	1148		1151	1156		←	1208		1214	1220				1239	
Birmingham New Street (BHM) 12 d		1141		1207	1152	1201		1204	1207		1211		1222	1226	1230	1234		1241
Smethwick Rolfe Street (SMR) d		1147		←							1217							1247
Smethwick Galton Bridge (SGB) 7 d		1150			1159						1220					1241		1250
Sandwell & Dudley (SAD) d		1153							1217		1223		1230					1253
Dudley Port (DDP) d		1157									1227							1257
Tipton (TIP) d		1159									1229							1259
Coseley (CSY) d		1202									1232							1302
Tame Bridge Parkway (TAB) d														1241				
Wolverhampton (WVH) 7 a		1207			1210	1217		1222	1229		1237		1241	1257	1247	1253		1307

NOTES (see introductory pages for explanation of train operator codes and standard symbols)

- a Arrival time
- d Departure time
- u Stops to pick up only
- A To Holyhead
- B To Shrewsbury
- D To Edinburgh
- F To Liverpool Lime Street
- G From Walsall
- H To Glasgow Central
- J To Rugeley Trent Valley
- L To Aberystwyth/Pwllheli
- M From Bristol Temple Meads to Manchester Piccadilly
- P From Bournemouth to Manchester Piccadilly

Rugby to Coventry, Birmingham and Wolverhampton

Saturdays

Operator Days of operation/Notes 1st Class/Reservations/Bus Catering facilities	LM	VT N 1 1 R X	LM B	XC P 1 1 X	VT D 1 1 R X	LM F	VT N 1 1 R X	LM J	LM G	LM	AW A 1 1 X	LM B	XC Q 1 1 X	LM F	LM J	LM G	LM	VT D 1 1 R X
London Euston (EUS) 15 d	1023	1116			1140					1056							1123	1216
Watford Junction (WFJ) d	1038	1131u															1138	1231u
Milton Keynes Central (MKC) d	1108	1152								1138							1208	1252
Northampton (NMP) d	1140									1210							1240	
Rugby (RUG) d	1204	1215								1234							1304	1315
Coventry (COV) d	1215	1227		1230	1236					1245							1315	1327
Canley (CNL) d	1218									1248							1318	
Tile Hill (THL) d	1222									1252							1322	
Berkswell (BKW) d	1226									1256							1326	
Hampton-in-Arden (HIA) d	1230									1300							1330	
Birmingham International (BHI) a	1233	1236		1239	1245					1303							1333	1336
Birmingham International (BHI) d	1234	1238		1241	1246					1252		1308				1321	1333	1338
Marston Green (MGN) d										1255						1324		
Lea Hall (LEH) d										1259						1328		
Stechford (SCF) d										1302						1331		
Adderley Park (ADD) d																1334		
Birmingham New Street (BHM) 12 a	1244	1248		1251	1256		←	1308		1314	1320					1339	1344	1348
Birmingham New Street (BHM) 12 d		1307	1252	1301		1304	1307		1311		1322	1326	1330	1334		1341		1407
Smethwick Rolfe Street (SMR) d		→							1317							1347		→
Smethwick Galton Bridge (SGB) 7 d			1259						1320				1341			1350		
Sandwell & Dudley (SAD) d									1323		1330					1353		
Dudley Port (DDP) d									1327							1357		
Tipton (TIP) d									1329							1359		
Coseley (CSY) d									1332							1402		
Tame Bridge Parkway (TAB) d												1341						
Wolverhampton (WVH) 7 a			1310	1317		1322	1329		1337		1341	1357	1347	1353		1407		

Operator Days of operation/Notes 1st Class/Reservations/Bus Catering facilities	LM B	XC P 1 1 X	VT D 1 1 R X	LM F	VT D 1 1 R X	LM J	LM G	LM	AW L 1 1 X	LM B	XC M 1 1 X	LM F	LM J	LM G	LM	VT H 1 1 R X	LM B	XC P 1 1 X	
London Euston (EUS) 15 d			1240					1156							1223	1316			
Watford Junction (WFJ) d															1238	1331u			
Milton Keynes Central (MKC) d								1238							1308	1352			
Northampton (NMP) d								1310							1340				
Rugby (RUG) d								1334							1404	1415			
Coventry (COV) d		1330	1336					1345							1415	1427		1430	
Canley (CNL) d								1348							1418				
Tile Hill (THL) d								1352							1422				
Berkswell (BKW) d								1356							1426				
Hampton-in-Arden (HIA) d								1400							1430				
Birmingham International (BHI) a		1339	1345					1403							1433	1436		1439	
Birmingham International (BHI) d		1341	1346			1352		1404	1408						1421			1441	
Marston Green (MGN) d						1355									1424				
Lea Hall (LEH) d						1359									1428				
Stechford (SCF) d						1402									1431				
Adderley Park (ADD) d															1434				
Birmingham New Street (BHM) 12 a		1351	1356		←	1408		1414	1420						1439		1445	1451	
Birmingham New Street (BHM) 12 d	1352	1401		1404	1407		1411		1423	1426	1430	1434		1441		1507	1452	1501	
Smethwick Rolfe Street (SMR) d							1417								1447		→		
Smethwick Galton Bridge (SGB) 7 d	1359						1420					1441			1450			1459	
Sandwell & Dudley (SAD) d							1423		1431						1453				
Dudley Port (DDP) d							1427								1457				
Tipton (TIP) d							1429								1459				
Coseley (CSY) d							1432								1502				
Tame Bridge Parkway (TAB) d									1441										
Wolverhampton (WVH) 7 a	1410	1417		1422	1429		1437		1442	1457	1447	1453		1507				1510	1517

NOTES (see introductory pages for explanation of train operator codes and standard symbols)

- a Arrival time
- d Departure time
- u Stops to pick up only
- A To Holyhead
- B To Shrewsbury
- D To Edinburgh
- F To Liverpool Lime Street
- G From Walsall
- H To Glasgow Central
- J To Rugeley Trent Valley
- L To Aberystwyth/Pwllheli
- M From Bristol Temple Meads to Manchester Piccadilly
- N To Blackpool North
- P From Bournemouth to Manchester Piccadilly
- Q From Paignton to Manchester Piccadilly

Rugby to Coventry, Birmingham and Wolverhampton

Saturdays

Operator Days of operation/Notes 1st Class/Reservations/Bus Catering facilities	VT 1 1	LM F	VT H 1 1	LM J	LM G	LM	AW A 1	LM B	XC M 1 1	LM F	LM J	LM G	LM	VT D 1 1	LM B	XC P 1 1	VT 1 1	LM F
	1 1		1 1				1		1 1					1 1		1 1	1 1	
London Euston (EUS) d	1340					1256							1323	1416				1440
Watford Junction (WFJ) d													1338	1431u				
Milton Keynes Central (MKC) d						1338							1408	1452				
Northampton (NMP) d						1410							1440					
Rugby (RUG) d						1434							1504	1515				
Coventry (COV) d	1436					1445							1515	1527		1530	1536	
Canley (CNL) d						1448							1518					
Tile Hill (THL) d						1452							1522					
Berkswell (BKW) d						1456							1526					
Hampton-in-Arden (HIA) d						1500							1530					
Birmingham International (BHI) a	1445					1503							1533	1536		1539	1545	
Birmingham International (BHI) d	1446			1452		1504	1508						1521	1534	1538		1541	1546
Marston Green (MGN) d				1455									1524					
Lea Hall (LEH) d				1459									1528					
Stechford (SCF) d				1502									1531					
Adderley Park (ADD) d													1534					
Birmingham New Street (BHM) a	1456		←	1508		1514	1520						1539	1544	1548		1551	1556
Birmingham New Street (BHM) d		1504	1507		1511		1522	1526	1530	1534			1541	1607	1552	1601		1604
Smethwick Rolfe Street (SMR) d					1517								1547	←				
Smethwick Galton Bridge (SGB) d					1520					1541			1550		1559			
Sandwell & Dudley (SAD) d			1517		1523		1530						1553					
Dudley Port (DDP) d					1527								1557					
Tipton (TIP) d					1529								1559					
Coseley (CSY) d					1532								1602					
Tame Bridge Parkway (TAB) d								1541										
Wolverhampton (WVH) a		1522	1529		1537		1541	1557	1547	1553			1607			1610	1617	1622

Operator Days of operation/Notes 1st Class/Reservations/Bus Catering facilities	VT D 1 1	LM J	LM G	LM	AW L	LM B	XC M 1 1	LM F	LM J	LM G	LM	VT H 1 1	LM B	XC P 1 1	VT 1 1	LM F	VT H 1 1	LM J
	1 1				1		1 1					1 1		1 1	1 1		1 1	
London Euston (EUS) d				1356							1423	1516			1540			
Watford Junction (WFJ) d											1438	1531u						
Milton Keynes Central (MKC) d				1438							1508	1552						
Northampton (NMP) d				1510							1540							
Rugby (RUG) d				1534							1604	1615						
Coventry (COV) d				1545							1615	1627		1630	1636			
Canley (CNL) d				1548							1618							
Tile Hill (THL) d				1552							1622							
Berkswell (BKW) d				1556							1626							
Hampton-in-Arden (HIA) d				1600							1630							
Birmingham International (BHI) a				1603							1633	1636		1639	1645			
Birmingham International (BHI) d		1552		1604	1608				1621		1634	1638		1641	1646			1652
Marston Green (MGN) d		1555							1624									1655
Lea Hall (LEH) d		1559							1628									1659
Stechford (SCF) d		1602							1631									1702
Adderley Park (ADD) d									1634									
Birmingham New Street (BHM) a	←	1608		1614	1620				1639		1644	1648		1651	1656		←	1708
Birmingham New Street (BHM) d	1607		1611		1622	1626	1630	1634		1641		1707	1652	1701		1704	1707	
Smethwick Rolfe Street (SMR) d			1617							1647		←						
Smethwick Galton Bridge (SGB) d			1620					1641		1650			1659					
Sandwell & Dudley (SAD) d	1617		1623		1630					1653								1717
Dudley Port (DDP) d			1627							1657								
Tipton (TIP) d			1629							1659								
Coseley (CSY) d			1632							1702								
Tame Bridge Parkway (TAB) d						1641												
Wolverhampton (WVH) a	1629		1637		1641	1657	1647	1653		1707				1710	1717		1722	1729

NOTES (see introductory pages for explanation of train operator codes and standard symbols)

- a Arrival time
- d Departure time
- u Stops to pick up only
- A To Holyhead
- B To Shrewsbury
- D To Edinburgh
- F To Liverpool Lime Street
- G From Walsall
- H To Glasgow Central
- J To Rugeley Trent Valley
- L To Aberystwyth/Pwllheli
- M From Bristol Temple Meads to Manchester Piccadilly
- P From Bournemouth to Manchester Piccadilly

Rugby to Coventry, Birmingham and Wolverhampton

Saturdays

Operator Days of operation/Notes 1st Class/Reservations/Bus Catering facilities	LM G	LM	AW A	LM B	XC Q 1 1/2 1/2	LM F	LM J	LM G	LM	VT 1 1/2 1/2	LM B	XC P 1 1/2 1/2	VT D 1 1/2 1/2	LM F	VT D 1 1/2 1/2	LM J	LM G	LM
London Euston (EUS)	15	d							1523	1616			1640					1556
Watford Junction (WFJ)		d							1538	1631u								
Milton Keynes Central (MKC)		d							1608	1652								1638
Northampton (NMP)		d							1610	1640								1710
Rugby (RUG)		d							1634	1715								1734
Coventry (COV)		d							1645	1715		1730	1736					1745
Canley (CNL)		d							1648	1718								1748
Tile Hill (THL)		d							1652	1722								1752
Berkswell (BKW)		d							1656	1726								1756
Hampton-in-Arden (HIA)		d							1700	1730								1800
Birmingham International (BHI)		a							1703	1733	1736	1739	1745					1803
Birmingham International (BHI)		d		1704	1708				1704	1734	1738	1741	1746				1752	1804
Marston Green (MGN)		d						1721									1755	
Lea Hall (LEH)		d						1724									1759	
Stechford (SCF)		d						1728									1802	
Adderley Park (ADD)		d						1731										
Adderley Park (ADD)		d						1734										
Birmingham New Street (BHM)	12	a		1714	1720			1739	1744	1748		1751	1756		←	1808		1814
Birmingham New Street (BHM)	12	d	1711		1722	1726	1730	1734			1752	1801	1807	1804	1807			1811
Smethwick Rolfe Street (SMR)		d	1717										→					1817
Smethwick Galton Bridge (SGB)	7	d	1720				1741				1759							1820
Sandwell & Dudley (SAD)		d	1723		1730											1817		1823
Dudley Port (DDP)		d	1727															1827
Tipton (TIP)		d	1729															1829
Coseley (CSY)		d	1732															1832
Tame Bridge Parkway (TAB)		d			1741													
Wolverhampton (WVH)	7	a	1737		1741	1757	1747	1753				1810	1817		1822	1829		1837

Operator Days of operation/Notes 1st Class/Reservations/Bus Catering facilities	AW L	LM B	VT 1 1/2 1/2	XC M 1 1/2 1/2	LM F	LM J	LM G	LM	VT 1 1/2 1/2	LM B	XC P 1 1/2 1/2	VT R 1 1/2 1/2	LM J	LM G	LM	AW S	LM B	VT 1 1/2 1/2
London Euston (EUS)	15	d		1710					1623	1716		1740			1656			1810
Watford Junction (WFJ)		d							1638	1731u								
Milton Keynes Central (MKC)		d							1708	1752					1738			
Northampton (NMP)		d							1740	1740					1810			
Rugby (RUG)		d							1804	1815					1834			
Coventry (COV)		d		1806					1815	1827		1830	1836		1845			1906
Canley (CNL)		d							1818						1848			
Tile Hill (THL)		d							1822						1852			
Berkswell (BKW)		d							1826						1856			
Hampton-in-Arden (HIA)		d							1830						1900			
Birmingham International (BHI)		a		1815					1833	1836	1839	1845			1903			1915
Birmingham International (BHI)		d	1808		1816		1821		1834	1838	1841	1846	1852		1904	1908		1916
Marston Green (MGN)		d					1824						1855					
Lea Hall (LEH)		d					1828						1859					
Stechford (SCF)		d					1831						1902					
Adderley Park (ADD)		d					1834											
Birmingham New Street (BHM)	12	a	1820		1827		1839		1844	1848		1851	1856	1908		1914	1920	1926
Birmingham New Street (BHM)	12	d	1822	1826		1830	1834		1841		1852	1901	1907		1911		1922	1926
Smethwick Rolfe Street (SMR)		d							1847						1917			→
Smethwick Galton Bridge (SGB)	7	d				1841			1850		1859				1920			
Sandwell & Dudley (SAD)		d	1830						1853			1917			1923		1930	
Dudley Port (DDP)		d							1857						1927			
Tipton (TIP)		d							1859						1929			
Coseley (CSY)		d							1902						1932			
Tame Bridge Parkway (TAB)		d		1841													1941	
Wolverhampton (WVH)	7	a	1841	1857		1847	1853		1907		1910	1917	1929		1937		1941	1957

NOTES (see introductory pages for explanation of train operator codes and standard symbols)

- a Arrival time
- d Departure time
- u Stops to pick up only
- A To Holyhead
- B To Shrewsbury
- D To Edinburgh
- F To Liverpool Lime Street
- G From Walsall
- J To Rugeley Trent Valley
- L To Aberystwyth/Pwllheli
- M From Bristol Temple Meads to Manchester Piccadilly
- P From Bournemouth to Manchester Piccadilly
- Q From Paignton to Manchester Piccadilly
- R To Preston
- S To Chester

Rugby to Coventry, Birmingham and Wolverhampton

Saturdays

Operator Days of operation/Notes 1st Class/Reservations/Bus Catering facilities	LM F	VT 1R X	LM J	LM G	LM	VT 1R X	LM B	XC P 1◇ P	VT T 1R X	LM J	LM G	LM	AW E	LM B	VT 1R X	LM F	VT 1R X	LM J
London Euston (EUS) 15 d					1723	1816			1840			1756			1910			
Watford Junction (WFJ) d					1738	1831u												
Milton Keynes Central (MKC) d					1808	1852						1838						
Northampton (NMP) d					1840							1910						
Rugby (RUG) d					1904	1915						1934						
Coventry (COV) d					1915	1927		1930	1936			1945			2006			
Canley (CNL) d					1918							1948						
Tile Hill (THL) d					1922							1952						
Berkswell (BKW) d					1926							1956						
Hampton-in-Arden (HIA) d					1930							2000						
Birmingham International (BHI) a					1933	1936		1939	1945			2003			2015			
Birmingham International (BHI) d			1921		1934	1938		1941	1946	1952		2004	2008		2016			2021
Marston Green (MGN) d			1924							1955								2024
Lea Hall (LEH) d			1928							1959								2028
Stechford (SCF) d			1931							2002								2031
Adderley Park (ADD) d			1934															2034
Birmingham New Street (BHM) 12 a		←	1939		1944	1948		1951	1956	2008		2014	2021		2027		←	2040
Birmingham New Street (BHM) 12 d	1934	1937		1941			1952	2001	2007			2011	2022	2026	2037	2034	2037	
Smethwick Rolfe Street (SMR) d				1947								2017			→			
Smethwick Galton Bridge (SGB) 7 d	1941			1950			1959					2020				2041		
Sandwell & Dudley (SAD) d		1947		1953					2017			2023	2030				2047	
Dudley Port (DDP) d				1957								2027						
Tipton (TIP) d				1959								2029						
Coseley (CSY) d				2002								2032						
Tame Bridge Parkway (TAB) d														2041				
Wolverhampton (WVH) 7 a	1953	2000		2007			2010	2017	2029			2037		2041	2057	2053	2100	

Operator Days of operation/Notes 1st Class/Reservations/Bus Catering facilities	LM G	LM	VT 1R X	LM B	VT 1R X	XC P 1◇ P	VT T 1R X	LM J	LM G	LM	AW S	LM T	LM B	LM J	LM G	LM	LM B	XC P 1◇ P
London Euston (EUS) 15 d		1823	1916				1934			1856						1920		
Watford Junction (WFJ) d		1838	1931u													1935		
Milton Keynes Central (MKC) d		1908	1952							1938						2008		
Northampton (NMP) d		1940								2010						2040		
Rugby (RUG) d		2004	2015							2034						2104		
Coventry (COV) d		2015	2027			2030	2036			2045						2115		2130
Canley (CNL) d		2018								2048						2118		
Tile Hill (THL) d		2022								2052						2122		
Berkswell (BKW) d		2026								2056						2126		
Hampton-in-Arden (HIA) d		2030								2100						2130		
Birmingham International (BHI) a		2033	2036			2039	2045			2103						2133		2139
Birmingham International (BHI) d		2034	2038			2041	2046	2052		2104	2108			2121		2134		2141
Marston Green (MGN) d								2055						2124				
Lea Hall (LEH) d								2059						2128				
Stechford (SCF) d								2102						2131				
Adderley Park (ADD) d														2134				
Birmingham New Street (BHM) 12 a		2044	2048		←	2051	2058	2108		2114	2120			2139		2148		2151
Birmingham New Street (BHM) 12 d	2041		2055	2052	2055	2101	2107		2111		2122	2134	2137		2141		2152	2201
Smethwick Rolfe Street (SMR) d	2047		→						2117						2147			
Smethwick Galton Bridge (SGB) 7 d	2050			2059					2120			2141			2150		2159	
Sandwell & Dudley (SAD) d	2053						2117		2123		2130				2153			
Dudley Port (DDP) d	2057								2127						2157			
Tipton (TIP) d	2059								2129						2159			
Coseley (CSY) d	2102								2132						2202			
Tame Bridge Parkway (TAB) d																		
Wolverhampton (WVH) 7 a	2107			2110	2114	2117	2129		2137		2141	2153	2156		2207		2210	2217

NOTES (see introductory pages for explanation of train operator codes and standard symbols)

- a Arrival time
- d Departure time
- u Stops to pick up only
- B To Shrewsbury
- E To Aberystwyth
- F To Liverpool Lime Street
- G From Walsall
- J To Rugeley Trent Valley
- P From Bournemouth to Manchester Piccadilly
- S To Chester
- T To Crewe

Rugby to Coventry, Birmingham and Wolverhampton

Saturdays

Operator Days of operation/Notes 1st Class/Reservations/Bus Catering facilities	LM	LM G	VT 1R X	LM J	LM T	AW T	LM	LM G	LM	VT 1R X	XC U ◇	LM B	LM	LM	LM	VT 1R X	LM	VT 1R X	
London Euston (EUS) d	1946		2025						2021	2104						2123	2109	2142	
Watford Junction (WFJ) d			2041u						2037						2054	2140u	2128	2158u	
Milton Keynes Central (MKC) d	2032		2114						2108	2151					2140	2218	2213	2233	
Northampton (NMP) d	2103								2140						2205		2231		
Rugby (RUG) d	2125		2138						2204	2215					2228		2241	2253	2258
Coventry (COV) d	2135		2150						2215	2227	2230				2240		2252	2303	2309
Canley (CNL) d	2139								2218						2243				
Tile Hill (THL) d	2143								2222						2247				
Berkswell (BKW) d	2146								2226						2251				
Hampton-in-Arden (HIA) d	2150								2230						2255				
Birmingham International (BHI) a	2153		2159						2233	2236	2239				2258		2301	2312	2318
Birmingham International (BHI) d	2154		2201	2202			2221		2234	2237	2240		2246	2258		2303	2313	2319	
Marston Green (MGN) d				2205			2224						2249						
Lea Hall (LEH) d				2209			2228						2253						
Stechford (SCF) d				2212			2231						2256						
Adderley Park (ADD) d				2215			2234						2259						
Birmingham New Street (BHM) a	2202		2210	2221			2241		2243	2247	2250		2306	2311		2315	2322	2329	
Birmingham New Street (BHM) d		2211	2219		2233	2237		2241		2250		2256			2311	2320		2343	
Smethwick Rolfe Street (SMR) d		2217						2247							2317				
Smethwick Galton Bridge (SGB) d		2220		2240				2250				2303			2320				
Sandwell & Dudley (SAD) d		2223	2228					2253		2301					2323	2330			
Dudley Port (DDP) d		2227						2257							2327				
Tipton (TIP) d		2229						2259							2329				
Coseley (CSY) d		2232						2302							2332				
Tame Bridge Parkway (TAB) d																			
Wolverhampton (WVH) a		2237	2240		2252	2255		2307		2311		2314			2337	2342			

Operator Days of operation/Notes 1st Class/Reservations/Bus Catering facilities	AW B	LM	VT 1R X	LM
London Euston (EUS) d				2127
Watford Junction (WFJ) d				2144
Milton Keynes Central (MKC) d				2228
Northampton (NMP) d				2254
Rugby (RUG) d				2316
Coventry (COV) d				2327
Canley (CNL) d				2330
Tile Hill (THL) d				2334
Berkswell (BKW) d				2338
Hampton-in-Arden (HIA) d				2342
Birmingham International (BHI) a				2345
Birmingham International (BHI) d				2345
Marston Green (MGN) d				2349
Lea Hall (LEH) d				2352
Stechford (SCF) d				2355
Adderley Park (ADD) d				2359
Birmingham New Street (BHM) a				0003
Birmingham New Street (BHM) d	2335	2340	2343	
Smethwick Rolfe Street (SMR) d		2346		
Smethwick Galton Bridge (SGB) d		2348		
Sandwell & Dudley (SAD) d		2351	2356	
Dudley Port (DDP) d		2355		
Tipton (TIP) d		2357		
Coseley (CSY) d		2359		
Tame Bridge Parkway (TAB) d				
Wolverhampton (WVH) a	2355	0005	0008	

NOTES (see introductory pages for explanation of train operator codes and standard symbols)

- a Arrival time
- d Departure time
- u Stops to pick up only
- B To Shrewsbury
- G From Walsall
- J To Rugeley Trent Valley
- T To Crewe
- U From Bournemouth

Rugby to Coventry, Birmingham and Wolverhampton

Sundays

Operator Days of operation/Notes 1st Class/Reservations/Bus Catering facilities	LM A	LM	VT B 1R X	XC C 1D X	VT D 1R X	LM	LM	LM E	LM	LM A	VT F 1R X	XC C 1D X	VT F 1R X	LM	LM G	AW H	LM E	LM J
London Euston (EUS) 15 d											0748			0724				
Watford Junction (WFJ) d											0803u			0744				
Milton Keynes Central (MKC) d											0845			0829				
Northampton (NMP) d														0906				
Rugby (RUG) d									0857		0923			0928				
Coventry (COV) d						0834			0908		0934			0938				
Canley (CNL) d						0837								0942				
Tile Hill (THL) d						0841			0914					0946				
Berkswell (BKW) d						0845								0949				
Hampton-in-Arden (HIA) d						0849								0953				
Birmingham International (BHI) a						0852			0920		0943			0956				
Birmingham International (BHI) d						0852			0921		0945			0957		1006		1021
Marston Green (MGN) d						0856			0924					1000				1024
Lea Hall (LEH) d						0859			0928									1028
Stechford (SCF) d						0902			0931									1031
Adderley Park (ADD) d						0906			0934									1034
Birmingham New Street (BHM) 12 a						0910			0939		0955		1008		1017			1039
Birmingham New Street (BHM) 12 d	0825	0828	0845	0901	0907		0911	0932		0956	1007	1001	1007		1011	1022	1034	
Smethwick Rolfe Street (SMR) d		0834					0917				1007				1017			
Smethwick Galton Bridge (SGB) 7 d	0832	0837					0920	0938		1002				1020			1040	
Sandwell & Dudley (SAD) d		0839			0917		0923						1017		1023	1030		
Dudley Port (DDP) d		0843					0927								1027			
Tipton (TIP) d		0845					0929								1029			
Coseley (CSY) d		0849					0932								1032			
Tame Bridge Parkway (TAB) d																		
Wolverhampton (WVH) 7 a	0843	0854	0903	0917	0929		0937	0950		1013		1017	1029		1037	1041	1052	








Operator Days of operation/Notes 1st Class/Reservations/Bus Catering facilities	LM	VT D 1R X	LM A	XC K 1D X	LM	VT D 1R X	LM G	AW L	LM E	LM J	LM	VT F 1R X	LM A	XC M 1D X	LM	VT F 1R X	LM G	AW H
London Euston (EUS) 15 d		0850			0824							0952			0925			
Watford Junction (WFJ) d		0906u			0844							1007u			0945			
Milton Keynes Central (MKC) d		0939			0929							1040			1030			
Northampton (NMP) d	0933				0959						1042				1100			
Rugby (RUG) d	0956	1015			1022						1104	1115			1123			
Coventry (COV) d	1006	1027		1030	1033						1115	1127		1130	1134			
Canley (CNL) d	1010				1036						1118				1137			
Tile Hill (THL) d	1014				1040						1122				1141			
Berkswell (BKW) d	1017				1044						1126				1145			
Hampton-in-Arden (HIA) d	1021				1048						1130				1149			
Birmingham International (BHI) a	1024	1036		1039	1051						1133	1136		1139	1152			
Birmingham International (BHI) d	1025	1038		1041	1052			1108		1121	1133	1138		1141	1153			1208
Marston Green (MGN) d	1028				1055					1124					1156			
Lea Hall (LEH) d	1032									1128								
Stechford (SCF) d	1035									1131								
Adderley Park (ADD) d	1038									1134								
Birmingham New Street (BHM) 12 a	1043	1048		1051	1103	1120		1120		1139	1144	1148		1151	1204	1220		
Birmingham New Street (BHM) 12 d		1107	1056	1101	1107	1111	1122	1134				1207	1156	1201		1207	1211	1222
Smethwick Rolfe Street (SMR) d						1117												1217
Smethwick Galton Bridge (SGB) 7 d			1103			1120		1140					1203					1220
Sandwell & Dudley (SAD) d					1117	1123	1130								1217	1223	1230	
Dudley Port (DDP) d						1127										1227		
Tipton (TIP) d						1129										1229		
Coseley (CSY) d						1132										1232		
Tame Bridge Parkway (TAB) d																		
Wolverhampton (WVH) 7 a			1114	1117		1129	1137	1141	1152				1214	1217		1229	1237	1240








NOTES (see introductory pages for explanation of train operator codes and standard symbols)

- a Arrival time
- d Departure time
- u Stops to pick up only
- A To Shrewsbury
- B To Preston
- C To Manchester Piccadilly
- D To Glasgow Central
- E To Liverpool Lime Street
- F To Edinburgh
- G From Walsall
- H To Aberystwyth/Pwllheli
- J To Rugeley Trent Valley
- K From Reading to Manchester Piccadilly
- L To Chester
- M From Southampton Central to Manchester Piccadilly

Rugby to Coventry, Birmingham and Wolverhampton

Sundays

Operator Days of operation/Notes 1st Class/Reservations/Bus Catering facilities	LM E	LM J	LM	VT D 11R 11	LM A	XC N 11◇ 11	LM	VT D 11R 11	LM G	AW L	VT D 11R 11	XC C 11◇ 11	LM E	LM J	LM	LM A	XC N 11◇ 11	VT F 11R 11
London Euston (EUS)  d				1049			1024				1152							1239
Watford Junction (WFJ) d				1107u			1044				1208u							
Milton Keynes Central (MKC) d				1139			1129				1231							
Northampton (NMP) d			1140				1159								1240			
Rugby (RUG) d			1203	1215			1222				1254				1303			
Coventry (COV) d			1215	1227		1230	1233				1306				1315		1330	1336
Canley (CNL) d			1218				1236								1318			
Tile Hill (THL) d			1222				1240								1322			
Berkswell (BKW) d			1226				1244								1326			
Hampton-in-Arden (HIA) d			1230				1248								1330			
Birmingham International (BHI) a			1233	1236		1239	1251				1315				1333		1339	1345
Birmingham International (BHI) d		1221	1234	1238		1241	1252			1308	1316			1321	1334		1341	1346
Marston Green (MGN) d		1224					1255							1324				
Lea Hall (LEH) d		1228												1328				
Stechford (SCF) d		1231												1331				
Adderley Park (ADD) d		1234												1334				
Birmingham New Street (BHM)  a		1239	1244	1248		1251	1304			1320	1326			1339	1344		1351	1356
Birmingham New Street (BHM)  d	1234			1307	1256	1301		1307	1311	1322		1330	1334			1356	1401	1407
Smethwick Rolfe Street (SMR) d									1317									
Smethwick Galton Bridge (SGB)  d	1241				1303				1320				1341			1403		
Sandwell & Dudley (SAD) d									1323	1330								1417
Dudley Port (DDP) d									1327									
Tipton (TIP) d									1329									
Coseley (CSY) d									1332									
Tame Bridge Parkway (TAB) d																		
Wolverhampton (WVH)  a	1253				1314	1317		1329	1337	1341		1347	1353			1414	1417	1429










Operator Days of operation/Notes 1st Class/Reservations/Bus Catering facilities	LM G	LM	AW P 11	AW Q 11	VT D 11R 11	XC R 11◇ 11	LM E	LM J	LM	VT D 11R 11	LM A	XC N 11◇ 11	VT D 11R 11	VT D 11R 11	LM G	LM	AW L 11	XC S 11◇ 11
London Euston (EUS)  d		1124							1222	1315			1339			1256		
Watford Junction (WFJ) d		1144							1237	1330u								
Milton Keynes Central (MKC) d		1226							1306	1352						1338		
Northampton (NMP) d		1309							1340							1409		
Rugby (RUG) d		1331							1404	1415						1432		
Coventry (COV) d		1343			1406				1415	1427		1430	1436			1442		
Canley (CNL) d		1346							1418							1446		
Tile Hill (THL) d		1350							1422							1450		
Berkswell (BKW) d		1354							1426							1453		
Hampton-in-Arden (HIA) d		1358							1430							1457		
Birmingham International (BHI) a		1401			1415				1433	1436		1439	1445			1501		1501
Birmingham International (BHI) d		1402	1407	1408	1416			1421	1434	1438		1441	1446			1501	1509	
Marston Green (MGN) d		1405						1424								1505		
Lea Hall (LEH) d								1428										
Stechford (SCF) d								1431										
Adderley Park (ADD) d								1434										
Birmingham New Street (BHM)  a		1413	1419	1420	1427			1439	1445	1448		1451	1456			1513	1521	
Birmingham New Street (BHM)  d	1411		1421	1422		1430	1434			1507	1456	1501		1507	1511		1522	1530
Smethwick Rolfe Street (SMR) d	1417														1517			
Smethwick Galton Bridge (SGB)  d	1420						1441				1503				1520			
Sandwell & Dudley (SAD) d	1423		1429	1430										1517	1523		1530	
Dudley Port (DDP) d	1427														1527			
Tipton (TIP) d	1429														1529			
Coseley (CSY) d	1432														1532			
Tame Bridge Parkway (TAB) d																		
Wolverhampton (WVH)  a	1437		1440	1441		1446	1453				1514	1517		1529	1537		1541	1546










NOTES (see introductory pages for explanation of train operator codes and standard symbols)

- a Arrival time
- d Departure time
- u Stops to pick up only
- A To Shrewsbury
- C To Manchester Piccadilly
- D To Glasgow Central
- E To Liverpool Lime Street
- F To Edinburgh
- G From Walsall
- J To Rugeley Trent Valley
- L To Chester
- N From Bournemouth to Manchester Piccadilly
- P Runs from 15 September. To Aberystwyth/Pwllheli
- Q Runs until 8 September. To Aberystwyth/Pwllheli
- R From Paignton to Manchester Piccadilly
- S From Plymouth to Manchester Piccadilly

Rugby to Coventry, Birmingham and Wolverhampton

Sundays

Operator Days of operation/Notes 1st Class/Reservations/Bus Catering facilities	LM E	LM J	LM	VT Ⓜ Ⓝ	LM A	XC N Ⓜ Ⓝ	VT F Ⓜ Ⓝ	LM G	LM	AW H Ⓜ Ⓝ	VT Ⓜ Ⓝ	XC S Ⓜ Ⓝ	LM E	LM J	LM	VT Ⓜ Ⓝ	LM A	XC N Ⓜ Ⓝ
London Euston (EUS)   d			1322	1415			1439		1356		1509				1422	1515		
Watford Junction (WFJ) d			1337	1430u											1437	1530u		
Milton Keynes Central (MKC) d			1406	1452					1438						1506	1552		
Northampton (NMP) d			1440						1507						1540			
Rugby (RUG) d			1503	1515					1530						1603	1615		
Coventry (COV) d			1515	1527		1530	1536		1543		1606				1615	1627		1630
Canley (CNL) d			1518						1546						1618			
Tile Hill (THL) d			1522						1550						1622			
Berkswell (BKW) d			1526						1554						1626			
Hampton-in-Arden (HIA) d			1530						1558						1630			
Birmingham International (BHI) a			1533	1536		1539	1545		1601		1615				1633	1636		1639
Birmingham International (BHI) d		1521	1534	1538		1541	1546		1601	1609	1616			1621	1634	1638		1641
Marston Green (MGN) d		1524							1605					1624				
Lea Hall (LEH) d		1528												1628				
Stechford (SCF) d		1531												1631				
Adderley Park (ADD) d		1534												1634				
Birmingham New Street (BHM)   a		1539	1545	1548		1551	1556		1613	1621	1627			1639	1645	1648		1651
Birmingham New Street (BHM)   d	1534				1556	1601	1607	1611		1622		1630	1634				1656	1701
Smethwick Rolfe Street (SMR) d								1617										
Smethwick Galton Bridge (SGB)  d	1541				1603			1620					1641				1703	
Sandwell & Dudley (SAD) d							1617	1623		1630								
Dudley Port (DDP) d								1627										
Tipton (TIP) d								1629										
Coseley (CSY) d								1632										
Tame Bridge Parkway (TAB) d																		
Wolverhampton (WVH)   a	1553				1614	1617	1629	1637		1641		1646	1653				1714	1717

Operator Days of operation/Notes 1st Class/Reservations/Bus Catering facilities	VT D Ⓜ Ⓝ	LM G	LM	AW T Ⓜ Ⓝ	VT Ⓜ Ⓝ	XC U Ⓜ Ⓝ	LM E	LM J	LM	VT Ⓜ Ⓝ	LM A	XC N Ⓜ Ⓝ	VT F Ⓜ Ⓝ	LM G	LM	AW V Ⓜ Ⓝ	VT Ⓜ Ⓝ	LM E
London Euston (EUS)   d	1539		1456		1609				1522	1615			1639		1556		1709	
Watford Junction (WFJ) d									1537	1630u								
Milton Keynes Central (MKC) d			1538						1606	1652					1638			
Northampton (NMP) d			1609						1640						1709			
Rugby (RUG) d			1632						1703	1715					1732			
Coventry (COV) d	1636		1642		1706				1715	1727		1730	1736		1742		1806	
Canley (CNL) d			1646						1718						1746			
Tile Hill (THL) d			1650						1722						1750			
Berkswell (BKW) d			1653						1726						1753			
Hampton-in-Arden (HIA) d			1657						1730						1757			
Birmingham International (BHI) a	1645		1701		1715				1733	1736		1739	1745		1801		1815	
Birmingham International (BHI) d	1646		1701	1709	1716			1721	1734	1738		1741	1746		1801	1809	1816	
Marston Green (MGN) d			1705					1724							1805			
Lea Hall (LEH) d								1728										
Stechford (SCF) d								1731										
Adderley Park (ADD) d								1734										
Birmingham New Street (BHM)   a	1656		1713	1721	1727			1739	1744	1748		1751	1756		1813	1821	1827	
Birmingham New Street (BHM)   d	1707	1711		1722		1730	1734				1756	1801	1807	1811		1822		1834
Smethwick Rolfe Street (SMR) d		1717												1817				
Smethwick Galton Bridge (SGB)  d		1720					1741				1803			1820				1841
Sandwell & Dudley (SAD) d	1717	1723		1730									1817	1823		1830		
Dudley Port (DDP) d		1727												1827				
Tipton (TIP) d		1729												1829				
Coseley (CSY) d		1732												1832				
Tame Bridge Parkway (TAB) d																		
Wolverhampton (WVH)   a	1729	1737		1741		1746	1753				1814	1817	1829	1837		1841		1853

NOTES (see introductory pages for explanation of train operator codes and standard symbols)

- a Arrival time
- d Departure time
- u Stops to pick up only
- A To Shrewsbury
- D To Glasgow Central
- E To Liverpool Lime Street
- F To Edinburgh
- G From Walsall
- H To Aberystwyth/Pwllheli
- J To Rugeley Trent Valley
- N From Bournemouth to Manchester Piccadilly
- S From Plymouth to Manchester Piccadilly
- T To Holyhead
- U From Bristol Temple Meads to Manchester Piccadilly
- V To Aberystwyth

Rugby to Coventry, Birmingham and Wolverhampton

Sundays

Operator Days of operation/Notes 1st Class/Reservations/Bus Catering facilities	LM J	LM	VT 1 1 1 1 1 1 1 1 1	LM A	XC N 1 1 1 1	VT B 1 1 1 1	LM G	LM	XC W 1 1 1 1	AW L	VT	XC U 1 1 1 1	LM E	LM J	LM	VT 1 1 1 1 1 1 1 1 1	XC N 1 1 1 1	LM A		
London Euston (EUS)	16	d	1622	1715		1739		1656			1809				1722	1815				
Watford Junction (WFJ)		d	1637	1730u											1737	1830u				
Milton Keynes Central (MKC)		d	1706	1752				1738							1806	1852				
Northampton (NMP)		d	1740					1809							1840					
Rugby (RUG)		d	1803	1815				1832							1903	1915				
Coventry (COV)		d	1815	1827		1830	1836	1842	1858		1906				1915	1927	1930			
Canley (CNL)		d	1818					1846							1918					
Tile Hill (THL)		d	1822					1850							1922					
Berkswell (BKW)		d	1826					1853							1926					
Hampton-in-Arden (HIA)		d	1830					1857							1930					
Birmingham International (BHI)		a	1833	1836		1839	1845	1901	1907		1915				1933	1936	1939			
Birmingham International (BHI)		d	1821	1834	1838		1841	1846	1901	1908	1911	1916			1921	1934	1938	1941		
Marston Green (MGN)		d	1824					1905							1924					
Lea Hall (LEH)		d	1828												1928					
Stechford (SCF)		d	1831												1931					
Adderley Park (ADD)		d	1834												1934					
Birmingham New Street (BHM)	12	a	1840	1845	1848		1851	1856	1913	1918	1922	1927			1939	1945	1948	1951		
Birmingham New Street (BHM)	12	d				1856	1901	1907			1924		1930	1934				2001	2004	
Smethwick Rolfe Street (SMR)		d						1917												
Smethwick Galton Bridge (SGB)	7	d				1903		1920					1941						2011	
Sandwell & Dudley (SAD)		d						1923			1932									
Dudley Port (DDP)		d						1927												
Tipton (TIP)		d						1929												
Coseley (CSY)		d						1932												
Tame Bridge Parkway (TAB)		d																		
Wolverhampton (WVH)	7	a				1914	1917	1929	1937			1943		1946	1953				2017	2022






Operator Days of operation/Notes 1st Class/Reservations/Bus Catering facilities	VT X 1 1 1 1	LM G	LM	AW V	LM E	LM J	LM	VT 1 1 1 1	LM A	XC N 1 1 1 1	VT X 1 1 1 1	LM G	LM	AW L	VT 1 1 1 1 1 1 1 1 1	LM E	VT 1 1 1 1	LM J		
London Euston (EUS)	16	d	1839		1756			1822	1915			1939		1856		2009				
Watford Junction (WFJ)		d						1837	1930u											
Milton Keynes Central (MKC)		d			1838			1906	1952					1938						
Northampton (NMP)		d			1909			1940						2009						
Rugby (RUG)		d			1932			2003	2015					2032						
Coventry (COV)		d	1936		1942			2015	2027		2030	2036		2042		2106				
Canley (CNL)		d			1946			2018						2046						
Tile Hill (THL)		d			1950			2022						2050						
Berkswell (BKW)		d			1953			2026						2053						
Hampton-in-Arden (HIA)		d			1957			2030						2057						
Birmingham International (BHI)		a	1945		2001			2033	2036		2039	2045		2101		2115				
Birmingham International (BHI)		d	1946		2001	2010		2021	2034	2038		2041	2046	2101	2108	2116			2121	
Marston Green (MGN)		d			2005			2024						2105					2124	
Lea Hall (LEH)		d						2028											2128	
Stechford (SCF)		d						2031											2131	
Adderley Park (ADD)		d						2034											2134	
Birmingham New Street (BHM)	12	a	1956		2013	2022		2039	2044	2048		2051	2056	2113	2119	2127			2139	
Birmingham New Street (BHM)	12	d	2007	2011		2023	2034		2051	2056	2101	2107	2111		2122	2137	2134	2137		
Smethwick Rolfe Street (SMR)		d			2017								2117							
Smethwick Galton Bridge (SGB)	7	d			2020		2041			2103			2120				2141			
Sandwell & Dudley (SAD)		d	2017	2023		2031						2117	2123		2130				2147	
Dudley Port (DDP)		d			2027								2127							
Tipton (TIP)		d			2029								2129							
Coseley (CSY)		d			2032								2132							
Tame Bridge Parkway (TAB)		d																		
Wolverhampton (WVH)	7	a	2029	2037		2042	2053			2109	2114	2117	2129	2137		2140			2153	2159






NOTES (see introductory pages for explanation of train operator codes and standard symbols)

- a Arrival time
- d Departure time
- u Stops to pick up only
- A To Shrewsbury
- B To Preston
- E To Liverpool Lime Street
- G From Walsall
- J To Rugeley Trent Valley
- L To Chester
- N From Bournemouth to Manchester Piccadilly
- U From Bristol Temple Meads to Manchester Piccadilly
- V To Aberystwyth
- W From Reading to Newcastle
- X To Crewe

Rugby to Coventry, Birmingham and Wolverhampton

Sundays

Operator Days of operation/Notes 1st Class/Reservations/Bus Catering facilities	LM	XC N ◇	LM	LM A	LM G	VT Ⓜ Ⓧ	AW A	LM	VT Ⓜ Ⓧ	XC Y ◇	AW L	LM	LM G	AW A	LM	VT Ⓜ Ⓧ	LM	LM	
London Euston (EUS)  d	1922		1956			2036		2020	2056						2107	2153	2131	2203	
Watford Junction (WFJ) d	1937							2035	2112u						2123	2212u	2146	2222	
Milton Keynes Central (MKC) d	2006		2038			2114		2106	2144						2208	2247	2233	2307	
Northampton (NMP) d	2040		2059					2130				2159			2239		2312	2333	
Rugby (RUG) d	2103		2121			2138		2153				2221			2301	2323	2334	2355	
Coventry (COV) d	2114	2130	2135			2149		2203	2216	2225		2235			2312	2334	2345	0005a	
Canley (CNL) d	2117		2138					2207				2238					2348		
Tile Hill (THL) d	2121		2142					2211				2242					2352		
Berkswell (BKW) d	2125		2146					2214				2246					2356		
Hampton-in-Arden (HIA) d	2129		2150					2218				2250					2359		
Birmingham International (BHI) a	2132	2139	2153			2158		2221	2226	2234		2253			2321	2343	0003		
Birmingham International (BHI) d	2133	2141	2153			2159	2211	2222	2227	2235	2240	2253		2307	2321	2345	0003		
Marston Green (MGN) d			2157					2225				2257			2325		0007		
Lea Hall (LEH) d															2328				
Stechford (SCF) d															2331				
Adderley Park (ADD) d															2335				
Birmingham New Street (BHM)  a	2142	2151	2205			2209	2222	2234	2238	2245	2251	2305		2320	2340	2355	0015		
Birmingham New Street (BHM)  d		2201		2207	2211	2217	2224		2241		2255		2311	2325	2343	2359			
Smethwick Rolfe Street (SMR) d					2217								2317		2349				
Smethwick Galton Bridge (SGB)  d				2214	2220								2320		2352				
Sandwell & Dudley (SAD) d					2223	2228	2232		2251		2304		2323	2333	2355				
Dudley Port (DDP) d					2227								2327		2359				
Tipton (TIP) d					2229								2329		0001				
Coseley (CSY) d					2232								2332		0004				
Tame Bridge Parkway (TAB) d																			
Wolverhampton (WVH)  a		2217		2225	2237	2240	2244		2302		2316		2337	2345	0009	0016			

Operator 1st Class/Reservations/Bus Catering facilities	VT Ⓜ Ⓧ	VT Ⓜ Ⓧ
London Euston (EUS)  d	2225	2324
Watford Junction (WFJ) d	2242u	2339u
Milton Keynes Central (MKC) d	2315	0014
Northampton (NMP) d		
Rugby (RUG) d	2348	0049s
Coventry (COV) d	2359	0100s
Canley (CNL) d		
Tile Hill (THL) d		
Berkswell (BKW) d		
Hampton-in-Arden (HIA) d		
Birmingham International (BHI) a	0008	0111s
Birmingham International (BHI) d	0010	
Marston Green (MGN) d		
Lea Hall (LEH) d		
Stechford (SCF) d		
Adderley Park (ADD) d		
Birmingham New Street (BHM)  a	0022	0123s
Birmingham New Street (BHM)  d	0025	
Smethwick Rolfe Street (SMR) d		
Smethwick Galton Bridge (SGB)  d		
Sandwell & Dudley (SAD) d		
Dudley Port (DDP) d		
Tipton (TIP) d		
Coseley (CSY) d		
Tame Bridge Parkway (TAB) d		
Wolverhampton (WVH)  a	0042	0143

NOTES (see introductory pages for explanation of train operator codes and standard symbols)

- a Arrival time
- d Departure time
- s Stops to set down only
- u Stops to pick up only
- A To Shrewsbury
- G From Walsall
- L To Chester
- N From Bournemouth to Manchester Piccadilly
- Y From Bournemouth

Wolverhampton to Birmingham, Coventry and Rugby

Mondays to Fridays

Operator Days of operation/Notes 1st Class/Reservations/Bus Catering facilities	LM	VT	LM	LM	VT	LM	XC B	VT	LM	LM	AW C	LM	VT	LM	AW C	VT	LM	LM	
Wolverhampton (WVH)	d	0457			0527	0530		0542			0556	0600	0603			0615	0618		
Tame Bridge Parkway (TAB)	d																		
Coseley (CSY)	d					0535													0623
Tipton (TIP)	d					0538													0626
Dudley Port (DDP)	d					0541													0629
Sandwell & Dudley (SAD)	d					0544		0553			0605		0614			0626			0633
Smethwick Galton Bridge (SGB)	d					0547						0612							0636
Smethwick Rolfe Street (SMR)	d					0550													0638
Birmingham New Street (BHM)	a	0524			0544	0557		0604			0616	0620	0625			0639	0645		
Birmingham New Street (BHM)	d	0530	0535	0538	0550		0603	0606	0613	0616	0639		0628	0636	0639	0647			0650
Adderley Park (ADD)	d									0621									0655
Stechford (SCF)	d			0545						0624									0658
Lea Hall (LEH)	d			0548						0627									0701
Marston Green (MGN)	d			0551						0631									0705
Birmingham International (BHI)	a	0539	0544	0554	0559		0612	0616	0624	0634			0637	0645	0650	0656			0709
Birmingham International (BHI)	d	0541	0545	0555	0600		0613	0617	0625				0639	0646		0658			
Hampton-in-Arden (HIA)	d		0548						0628					0649					
Berkswell (BKW)	d		0553						0633					0654					
Tile Hill (THL)	d		0557						0636					0658					
Canley (CNL)	d		0600						0640					0701					
Coventry (COV)	d	0539	0552	0604	0606a	0612		0623a	0629	0644			0650	0705		0710			
Rugby (RUG)	a	0551	0602	0614					0654				0700	0715					
Northampton (NMP)	a	0613		0637					0719					0739					
Milton Keynes Central (MKC)	a	0631	0623	0655		0639		0656	0745					0804					
Watford Junction (WFJ)	a	0654	0647s										0741s						
London Euston (EUS)	a	0710	0703	0738		0718		0731	0821				0757	0848		0807			

Operator Days of operation/Notes 1st Class/Reservations/Bus Catering facilities	LM C	XC D	LM	VT	LM E	LM F	VT	LM G	LM	AW H	LM C	VT J	LM E	LM K	LM G	LM C	VT F	XC L
Wolverhampton (WVH)	d	0633	0637		0645	0648	0656			0711	0701	0715	0718	0728		0733	0736	
Tame Bridge Parkway (TAB)	d										0718							
Coseley (CSY)	d				0653								0723					
Tipton (TIP)	d				0656								0726					
Dudley Port (DDP)	d				0659								0729					
Sandwell & Dudley (SAD)	d			0656	0703				0720			0726	0733					
Smethwick Galton Bridge (SGB)	d	0644			0706	0710							0736	0740		0744		
Smethwick Rolfe Street (SMR)	d				0708								0738					
Birmingham New Street (BHM)	a	0653	0656		0708	0715	0718			0732	0734	0737	0745	0748		0752	0800	
Birmingham New Street (BHM)	d		0703	0706	0717			0721	0724	0736	0739		0747			0750		0803
Adderley Park (ADD)	d														0755			
Stechford (SCF)	d							0731							0758			
Lea Hall (LEH)	d							0734							0801			
Marston Green (MGN)	d							0738							0805			
Birmingham International (BHI)	a		0712	0715	0726		0731	0741	0745	0752		0756			0808			0812
Birmingham International (BHI)	d		0713	0716	0728		0733		0746			0758						0813
Hampton-in-Arden (HIA)	d			0719					0749									
Berkswell (BKW)	d			0724					0754									
Tile Hill (THL)	d			0728					0758									
Canley (CNL)	d			0731					0801									
Coventry (COV)	d		0723a	0735	0740		0745		0805			0810						0823a
Rugby (RUG)	a			0745			0754		0815									
Northampton (NMP)	a			0807					0839									
Milton Keynes Central (MKC)	a			0834			0815		0904									
Watford Junction (WFJ)	a								0933									
London Euston (EUS)	a			0917	0838		0851		0949			0906						

NOTES (see introductory pages for explanation of train operator codes and standard symbols)

- a Arrival time
- d Departure time
- s Stops to set down only
- A To Rugeley Trent Valley
- B To Bournemouth
- C From Shrewsbury
- D From Manchester Piccadilly to Bournemouth
- E To Walsall
- F From Crewe
- G From Rugeley Trent Valley
- H From Chester
- J From Manchester Piccadilly
- K From Liverpool Lime Street
- L From Nottingham to Bournemouth

Wolverhampton to Birmingham, Coventry and Rugby

Mondays to Fridays

Operator Days of operation/Notes 1st Class/Reservations/Bus Catering facilities	LM	VT J 1R X	LM E	LM K	VT 1R X	LM C	LM G	LM	AW M	XC N 1◇	LM E	VT 1R X	LM K	LM G	XC D 1◇ X	LM C	LM	VT P 1R X
Wolverhampton (WVH) 7 d		0741	0748	0758		0803			0811	0815	0818		0827		0839	0842		0845
Tame Bridge Parkway (TAB) d																		
Coseley (CSY) d			0753								0823							
Tipton (TIP) d			0756								0826							
Dudley Port (DDP) d			0759								0829							
Sandwell & Dudley (SAD) d		0753	0803						0820		0833							0856
Smethwick Galton Bridge (SGB) 7 d			0806	0810							0836					0853		
Smethwick Rolfe Street (SMR) d			0808								0838							
Birmingham New Street (BHM) 12 a		0804	0815	0820		0821			0832	0833	0845		0848		0856	0900		0906
Birmingham New Street (BHM) 12 d	0806	0817			0821		0824	0836	0839			0847		0850	0903		0906	0921
Adderley Park (ADD) d														0855				
Stechford (SCF) d							0831							0858				
Lea Hall (LEH) d							0834							0901				
Marston Green (MGN) d							0838							0905				
Birmingham International (BHI) a	0815	0826			0831		0841	0845	0852			0856	0908		0912		0915	0931
Birmingham International (BHI) d	0816	0828			0833			0846				0858			0913		0916	0933
Hampton-in-Arden (HIA) d	0819							0849									0919	
Berkswell (BKW) d	0824							0854									0924	
Tile Hill (THL) d	0828							0858									0928	
Canley (CNL) d	0831							0901									0931	
Coventry (COV) d	0835	0840			0845			0905				0910			0923a		0935	0945
Rugby (RUG) a	0845				0855			0915									0945	0955
Northampton (NMP) a	0907							0938										1007
Milton Keynes Central (MKC) a	0934				0916			1004										1034
Watford Junction (WFJ) a					0938s			1033										1038s
London Euston (EUS) 15 a	1017	0938			0954			1049				1006						1117






Operator Days of operation/Notes 1st Class/Reservations/Bus Catering facilities	LM E	LM K	LM G	LM C	LM	AW Q	XC R 1◇ X	LM E	VT 1R X	LM K	LM G	XC D 1◇ X	LM C	LM	VT S 1R X	LM E	LM K	VT 1R X
Wolverhampton (WVH) 7 d	0848	0858		0855		0911	0915	0918		0928		0939	0942		0945	0948	0958	
Tame Bridge Parkway (TAB) d				0911														
Coseley (CSY) d	0853							0923									0953	
Tipton (TIP) d	0856							0926									0956	
Dudley Port (DDP) d	0859							0929									0959	
Sandwell & Dudley (SAD) d	0903				0920			0933							0956	1003		
Smethwick Galton Bridge (SGB) 7 d	0906	0910						0936				0953				1006	1010	
Smethwick Rolfe Street (SMR) d	0908							0938								1008		
Birmingham New Street (BHM) 12 a	0915	0918		0926		0931	0933	0945		0948		0957	1000		1006	1015	1019	
Birmingham New Street (BHM) 12 d			0924		0936	0939			0947		0950	1003		1006	1017			1021
Adderley Park (ADD) d											0955							
Stechford (SCF) d			0931								0958							
Lea Hall (LEH) d			0934								1001							
Marston Green (MGN) d			0938								1005							
Birmingham International (BHI) a			0941		0945	0952			0956		1008	1012		1015	1026			1031
Birmingham International (BHI) d					0946				0958			1013		1016	1028			1033
Hampton-in-Arden (HIA) d					0949									1019				
Berkswell (BKW) d					0954									1024				
Tile Hill (THL) d					0958									1028				
Canley (CNL) d					1001									1031				
Coventry (COV) d					1005				1010			1023a		1035	1040			1045
Rugby (RUG) a					1015									1045				1055
Northampton (NMP) a					1038									1107				
Milton Keynes Central (MKC) a					1104									1134				1116
Watford Junction (WFJ) a					1133													1138s
London Euston (EUS) 15 a					1149				1106					1217	1138			1154






NOTES (see introductory pages for explanation of train operator codes and standard symbols)

- a Arrival time
- d Departure time
- s Stops to set down only
- C From Shrewsbury
- D From Manchester Piccadilly to Bournemouth
- E To Walsall
- G From Rugeley Trent Valley
- J From Manchester Piccadilly
- K From Liverpool Lime Street
- M From Aberystwyth/Crewe
- N From Manchester Piccadilly to Bristol Temple Meads
- P From Lancaster
- Q From Crewe/Wrexham General
- R From Manchester Piccadilly to Paignton
- S From Glasgow Central

Wolverhampton to Birmingham, Coventry and Rugby

Mondays to Fridays

Operator Days of operation/Notes 1st Class/Reservations/Bus Catering facilities	LM G	LM C	LM	AW T ⌚	XC N ⌚◇	LM E	VT ⌚⌚ ⊠	LM K	LM G	XC D ⌚◇ ⌚	LM C	LM	VT U ⌚⌚ ⊠	LM E	LM K	LM G	LM C	LM
Wolverhampton (WVH)  d		0955		1011	1015	1018		1028		1039	1042		1045	1048	1058			1055
Tame Bridge Parkway (TAB) d		1010																1110
Coseley (CSY) d						1023								1053				
Tipton (TIP) d						1026								1056				
Dudley Port (DDP) d						1029								1059				
Sandwell & Dudley (SAD) d				1020		1033							1056	1103				
Smethwick Galton Bridge (SGB)  d						1036					1053			1106	1110			
Smethwick Rolfe Street (SMR) d						1038								1108				
Birmingham New Street (BHM)  a		1026		1032	1033	1045		1048		1056	1100		1107	1115	1120		1126	
Birmingham New Street (BHM)  d	1024		1036	1039			1047		1050	1103		1106	1121				1124	1136
Adderley Park (ADD) d									1055									
Stechford (SCF) d	1031								1058								1131	
Lea Hall (LEH) d	1034								1101								1134	
Marston Green (MGN) d	1038								1105								1138	
Birmingham International (BHI) a	1041		1045	1052			1056		1108	1112		1115	1131				1141	1145
Birmingham International (BHI) d			1046				1058			1113		1116	1133					1146
Hampton-in-Arden (HIA) d			1049									1119						1149
Berkswell (BKW) d			1054									1124						1154
Tile Hill (THL) d			1058									1128						1158
Canley (CNL) d			1101									1131						1201
Coventry (COV) d			1105				1110			1123a		1135	1145					1205
Rugby (RUG) a			1115									1145	1155					1215
Northampton (NMP) a			1137									1208						1238
Milton Keynes Central (MKC) a			1204									1234	1215					1304
Watford Junction (WFJ) a			1233									1238s						1333
London Euston (EUS)  a			1249				1207					1317	1254					1349

Operator Days of operation/Notes 1st Class/Reservations/Bus Catering facilities	AW V ⌚	XC N ⌚◇ ⌚	LM E	VT ⌚⌚ ⊠	LM G	XC D ⌚◇ ⌚	LM C	LM	VT S ⌚⌚ ⊠	LM E	LM K	LM G	LM C	LM	AW W ⌚	XC N ⌚◇ ⌚	LM E	VT ⌚⌚ ⊠
Wolverhampton (WVH)  d	1111	1115	1118			1139	1142		1145	1148	1158		1155		1209	1215	1218	
Tame Bridge Parkway (TAB) d													1210					
Coseley (CSY) d			1123							1153								1223
Tipton (TIP) d			1126							1156								1226
Dudley Port (DDP) d			1129							1159								1229
Sandwell & Dudley (SAD) d	1120		1133						1156	1203					1218			1233
Smethwick Galton Bridge (SGB)  d			1136				1153			1206	1210							1236
Smethwick Rolfe Street (SMR) d			1138							1208								1238
Birmingham New Street (BHM)  a	1132	1133	1145			1156	1200		1206	1215	1220		1226		1232	1233	1246	
Birmingham New Street (BHM)  d	1139			1147	1150	1203		1206	1221			1224		1236	1239			1247
Adderley Park (ADD) d					1155													
Stechford (SCF) d					1158							1231						
Lea Hall (LEH) d					1201							1234						
Marston Green (MGN) d					1205							1238						
Birmingham International (BHI) a	1152			1156	1208	1212		1215	1231			1241		1245	1252			1256
Birmingham International (BHI) d				1158		1213		1216	1233					1246				1258
Hampton-in-Arden (HIA) d								1219						1249				
Berkswell (BKW) d								1224						1254				
Tile Hill (THL) d								1228						1258				
Canley (CNL) d								1231						1301				
Coventry (COV) d				1210		1223a		1235	1245					1305				1310
Rugby (RUG) a								1245	1255					1315				
Northampton (NMP) a								1308						1338				
Milton Keynes Central (MKC) a								1334	1315					1404				
Watford Junction (WFJ) a									1338s					1433				
London Euston (EUS)  a				1306				1417	1354					1450				1406

NOTES (see introductory pages for explanation of train operator codes and standard symbols)

- a Arrival time
- d Departure time
- s Stops to set down only
- C From Shrewsbury
- D From Manchester Piccadilly to Bournemouth
- E To Walsall
- G From Rugeley Trent Valley
- K From Liverpool Lime Street
- N From Manchester Piccadilly to Bristol Temple Meads
- S From Glasgow Central
- T From Aberystwyth
- U From Edinburgh
- V From Holyhead
- W From Aberystwyth/Pwllheli

Wolverhampton to Birmingham, Coventry and Rugby

Mondays to Fridays

Operator Days of operation/Notes 1st Class/Reservations/Bus Catering facilities	LM G	XC D ◇ ⚡	LM C	LM	VT U ▣ ⊠	LM E	LM K	LM G	LM C	LM	AW V ⚡	XC N ◇ ⚡	LM E	VT ⊠ ⊠	LM G	XC D ◇ ⚡	LM C	LM
Wolverhampton (WVH) d		1239	1242		1245	1248	1258		1255		1311	1315	1318			1339	1342	
Tame Bridge Parkway (TAB) d									1310									
Coseley (CSY) d						1253							1323					
Tipton (TIP) d						1256							1326					
Dudley Port (DDP) d						1259							1329					
Sandwell & Dudley (SAD) d					1256	1303					1320		1333					
Smethwick Galton Bridge (SGB) d			1253			1306	1310						1336				1353	
Smethwick Rolfe Street (SMR) d						1308							1338					
Birmingham New Street (BHM) a		1256	1300		1306	1315	1319		1326		1332	1333	1345			1356	1400	
Birmingham New Street (BHM) d	1250	1303		1306	1321			1324		1336	1339			1347	1350	1403		1406
Adderley Park (ADD) d	1255														1355			
Stechford (SCF) d	1258							1331							1358			
Lea Hall (LEH) d	1301							1334							1401			
Marston Green (MGN) d	1305							1338							1405			
Birmingham International (BHI) a	1308	1312		1315	1331			1341		1345	1352			1356	1408	1412		1415
Birmingham International (BHI) d		1313		1316	1333					1346				1358		1413		1416
Hampton-in-Arden (HIA) d				1319						1349								1419
Berkswell (BKW) d				1324						1354								1424
Tile Hill (THL) d				1328						1358								1428
Canley (CNL) d				1331						1401								1431
Coventry (COV) d		1323a		1335	1345					1405				1410		1424a		1435
Rugby (RUG) a				1345	1355					1415								1445
Northampton (NMP) a				1407						1437								1509
Milton Keynes Central (MKC) a				1434	1415					1504								1534
Watford Junction (WFJ) a					1438s					1533								
London Euston (EUS) a				1517	1454					1550				1506				1617

Operator Days of operation/Notes 1st Class/Reservations/Bus Catering facilities	VT X ▣ ⊠	LM E	LM K	LM G	LM C	LM	AW W ⚡	XC N ◇ ⚡	LM E	VT ⊠ ⊠	LM G	XC D ◇ ⚡	LM C	LM	VT U ▣ ⊠	LM E	LM K	VT ⊠ ⊠
Wolverhampton (WVH) d	1345	1348	1358		1355		1411	1415	1418			1439	1442		1445	1448	1458	
Tame Bridge Parkway (TAB) d					1410													
Coseley (CSY) d		1353							1423									1453
Tipton (TIP) d		1356							1426									1456
Dudley Port (DDP) d		1359							1429									1459
Sandwell & Dudley (SAD) d	1356	1403					1420		1433					1456	1503			
Smethwick Galton Bridge (SGB) d		1406	1410						1436			1453			1506	1510		
Smethwick Rolfe Street (SMR) d		1408							1438						1508			
Birmingham New Street (BHM) a	1406	1415	1420		1426		1432	1433	1445			1456	1500		1506	1515	1518	
Birmingham New Street (BHM) d	1421			1424		1436	1439			1447	1450	1503		1506	1517			1521
Adderley Park (ADD) d											1455							
Stechford (SCF) d				1431							1458							
Lea Hall (LEH) d				1434							1501							
Marston Green (MGN) d				1438							1505							
Birmingham International (BHI) a	1431			1441		1445	1452			1456	1508	1512		1515	1526			1531
Birmingham International (BHI) d	1432					1446				1458		1513		1516	1528			1533
Hampton-in-Arden (HIA) d						1449								1519				
Berkswell (BKW) d						1454								1524				
Tile Hill (THL) d						1458								1528				
Canley (CNL) d						1501								1531				
Coventry (COV) d	1445					1505				1510		1523a		1535	1540			1545
Rugby (RUG) a	1454					1515								1545				1555
Northampton (NMP) a						1538								1608				
Milton Keynes Central (MKC) a	1515					1604								1634				1616
Watford Junction (WFJ) a	1539s					1633												1638s
London Euston (EUS) a	1554					1650				1607				1717	1640			1654

NOTES (see introductory pages for explanation of train operator codes and standard symbols)

- a Arrival time
- d Departure time
- s Stops to set down only
- C From Shrewsbury
- D From Manchester Piccadilly to Bournemouth
- E To Walsall
- G From Rugeley Trent Valley
- K From Liverpool Lime Street
- N From Manchester Piccadilly to Bristol Temple Meads
- U From Edinburgh
- V From Holyhead
- W From Aberystwyth/Pwllheli
- X From Blackpool North

Wolverhampton to Birmingham, Coventry and Rugby

Mondays to Fridays

Operator Days of operation/Notes 1st Class/Reservations/Bus Catering facilities	LM G	LM C	LM	AW V	XC R 1◇	LM E	VT	LM G	XC D 1◇	LM C	LM	VT S 1R	LM E	LM K	VT	LM G	LM C	LM	
Wolverhampton (WVH) 7 d		1455		1511	1515	1518				1539	1542		1545	1548	1558			1555	
Tame Bridge Parkway (TAB) d		1510																1610	
Coseley (CSY) d						1523							1553						
Tipton (TIP) d						1526							1556						
Dudley Port (DDP) d						1529							1559						
Sandwell & Dudley (SAD) d				1520		1533						1556	1603						
Smethwick Galton Bridge (SGB) 7 d						1536				1553			1606	1610					
Smethwick Rolfe Street (SMR) d						1538							1608						
Birmingham New Street (BHM) 12 a		1526		1532	1533	1545				1556	1600		1606	1615	1619			1626	
Birmingham New Street (BHM) 12 d	1524		1536	1539			1547	1550	1603			1606	1617			1621	1624		1636
Adderley Park (ADD) d								1555											
Stechford (SCF) d	1531							1558									1631		
Lea Hall (LEH) d	1534							1601									1634		
Marston Green (MGN) d	1538							1605									1638		
Birmingham International (BHI) a	1541		1545	1553			1556	1608	1612		1615	1626			1631	1641			1645
Birmingham International (BHI) d			1546				1558		1613		1616	1628			1633				1646
Hampton-in-Arden (HIA) d			1549								1619								1649
Berkswell (BKW) d			1554								1624								1654
Tile Hill (THL) d			1558								1628								1658
Canley (CNL) d			1601								1631								1701
Coventry (COV) d			1605				1610		1623a		1635	1640			1645				1705
Rugby (RUG) a			1615								1645				1655				1715
Northampton (NMP) a			1637								1708								1741
Milton Keynes Central (MKC) a			1704								1734				1716				1804
Watford Junction (WFJ) a			1734												1738s				1833
London Euston (EUS) 15 a			1750				1706				1817	1738			1754				1849

Operator Days of operation/Notes 1st Class/Reservations/Bus Catering facilities	AW W	XC N 1◇	LM E	VT	LM G	XC D 1◇	LM C	LM	VT	VT U 1R	LM E	LM K	LM G	LM C	LM	AW V 1R	XC N 1◇	LM E	
Wolverhampton (WVH) 7 d	1611	1615	1618			1638	1642				1645	1648	1658		1655		1711	1715	1718
Tame Bridge Parkway (TAB) d														1710					
Coseley (CSY) d			1623								1653								1723
Tipton (TIP) d			1626								1656								1726
Dudley Port (DDP) d			1629								1659								1729
Sandwell & Dudley (SAD) d	1620		1633							1656	1703						1721		1733
Smethwick Galton Bridge (SGB) 7 d			1636				1653				1706	1710							1736
Smethwick Rolfe Street (SMR) d			1638								1708								1738
Birmingham New Street (BHM) 12 a	1632	1633	1645			1656	1700				1706	1715	1718		1726		1732	1733	1745
Birmingham New Street (BHM) 12 d	1639			1647	1650	1703		1706	1717	1721			1724		1736	1739			
Adderley Park (ADD) d					1655														
Stechford (SCF) d					1658								1731						
Lea Hall (LEH) d					1701								1734						
Marston Green (MGN) d					1705								1738						
Birmingham International (BHI) a	1653			1656	1708	1712		1715	1726	1731			1741		1745	1753			
Birmingham International (BHI) d				1658		1713		1716	1728	1733					1746				
Hampton-in-Arden (HIA) d								1719							1749				
Berkswell (BKW) d								1724							1754				
Tile Hill (THL) d								1728							1758				
Canley (CNL) d								1731							1801				
Coventry (COV) d				1710		1723a		1735	1740	1745					1805				
Rugby (RUG) a								1745		1755					1815				
Northampton (NMP) a								1808							1837				
Milton Keynes Central (MKC) a								1834		1815					1904				
Watford Junction (WFJ) a										1838s					1933				
London Euston (EUS) 15 a				1806				1917	1838	1854					1949				

NOTES (see introductory pages for explanation of train operator codes and standard symbols)

- a Arrival time
- d Departure time
- s Stops to set down only
- C From Shrewsbury
- D From Manchester Piccadilly to Bournemouth
- E To Walsall
- G From Rugeley Trent Valley
- K From Liverpool Lime Street
- N From Manchester Piccadilly to Bristol Temple Meads
- R From Manchester Piccadilly to Paignton
- S From Glasgow Central
- U From Edinburgh
- V From Holyhead
- W From Aberystwyth/Pwllheli

Wolverhampton to Birmingham, Coventry and Rugby

Mondays to Fridays

Operator Days of operation/Notes 1st Class/Reservations/Bus Catering facilities	VT	LM G	LM K	XC D ◇	LM C	LM	VT X ◇	LM E	LM K	VT	LM G	LM C	LM	AW W	XC N ◇	LM E	VT	LM K	
Wolverhampton (WVH) d			1727	1739	1742		1745	1748	1758				1755		1811	1815	1818		1828
Tame Bridge Parkway (TAB) d													1810						
Coseley (CSY) d								1753											1823
Tipton (TIP) d								1756											1826
Dudley Port (DDP) d								1759											1829
Sandwell & Dudley (SAD) d							1756	1803							1820				1833
Smethwick Galton Bridge (SGB) d					1753			1806	1810										1836
Smethwick Rolfe Street (SMR) d								1808											1838
Birmingham New Street (BHM) a			1753	1756	1800		1806	1815	1820				1826		1832	1833	1845		1848
Birmingham New Street (BHM) d	1747	1750		1803		1806	1817			1821	1824		1836	1839				1847	
Adderley Park (ADD) d		1755																	
Stechford (SCF) d		1758											1831						
Lea Hall (LEH) d		1801											1834						
Marston Green (MGN) d		1805											1838						
Birmingham International (BHI) a	1756	1808		1812		1815	1826			1831	1841		1845	1852				1856	
Birmingham International (BHI) d	1758			1813		1816	1828			1833			1846					1858	
Hampton-in-Arden (HIA) d						1819							1849						
Berkswell (BKW) d						1824							1854						
Tile Hill (THL) d						1828							1858						
Canley (CNL) d						1831							1901						
Coventry (COV) d	1810			1823a		1835	1840			1845			1905					1910	
Rugby (RUG) a						1845				1855			1915						
Northampton (NMP) a						1907							1938						
Milton Keynes Central (MKC) a						1934				1916			2004						
Watford Junction (WFJ) a										1938s			2033						
London Euston (EUS) a	1906					2017	1938			1954			2050					2006	

Operator Days of operation/Notes 1st Class/Reservations/Bus Catering facilities	LM G	XC D ◇	LM C	LM	VT U ◇	LM E	LM K	LM G	LM C	LM	AW V	XC J ◇	LM E	VT	LM K	LM G	XC D ◇	LM	
Wolverhampton (WVH) d		1839	1842		1845	1848	1858		1855		1912	1915	1918		1928		1939		
Tame Bridge Parkway (TAB) d									1910										
Coseley (CSY) d						1853							1923						
Tipton (TIP) d						1856							1926						
Dudley Port (DDP) d						1859							1929						
Sandwell & Dudley (SAD) d					1856	1903					1921		1933						
Smethwick Galton Bridge (SGB) d			1853			1906	1910						1936						
Smethwick Rolfe Street (SMR) d						1908							1938						
Birmingham New Street (BHM) a		1856	1900		1907	1915	1918		1926		1932	1933	1945		1948		1956		
Birmingham New Street (BHM) d	1850	1903		1906	1921			1924		1936	1939			1947		1950	2003	2006	
Adderley Park (ADD) d	1855															1955			
Stechford (SCF) d	1858							1931								1958			
Lea Hall (LEH) d	1901							1934								2001			
Marston Green (MGN) d	1905							1938								2005			
Birmingham International (BHI) a	1908	1912		1915	1931			1941		1945	1952			1956		2008	2012	2015	
Birmingham International (BHI) d		1913		1916	1933					1946				1958			2013	2016	
Hampton-in-Arden (HIA) d				1919						1949								2019	
Berkswell (BKW) d				1924						1954								2024	
Tile Hill (THL) d				1928						1958								2028	
Canley (CNL) d				1931						2001								2031	
Coventry (COV) d		1923a		1935	1945					2005				2010			2023a	2035	
Rugby (RUG) a				1945	1955					2015								2045	
Northampton (NMP) a				2008						2038								2107	
Milton Keynes Central (MKC) a				2034	2015					2104								2132	
Watford Junction (WFJ) a					2038s					2133									
London Euston (EUS) a				2116	2055					2150				2106					

NOTES (see introductory pages for explanation of train operator codes and standard symbols)

- a Arrival time
- d Departure time
- s Stops to set down only
- C From Shrewsbury
- D From Manchester Piccadilly to Bournemouth
- E To Walsall
- G From Rugeley Trent Valley
- J From Manchester Piccadilly
- K From Liverpool Lime Street
- N From Manchester Piccadilly to Bristol Temple Meads
- U From Edinburgh
- V From Holyhead
- W From Aberystwyth/Pwllheli
- X From Blackpool North

Wolverhampton to Birmingham, Coventry and Rugby

Mondays to Fridays

Operator Days of operation/Notes 1st Class/Reservations/Bus Catering facilities	VT S	LM E	LM K	LM G	LM C	LM	AW T	LM E	LM G	XC Y ◇	VT U ◇	LM E	LM	LM K	LM G	LM C	XC J ◇	LM
Wolverhampton (WVH) d	1945	1948	1958		1955		2011	2018		2039	2045	2048		2058		2055	2115	
Tame Bridge Parkway (TAB) d					2010											2110		
Coseley (CSY) d		1953						2023				2053						
Tipton (TIP) d		1956						2026				2056						
Dudley Port (DDP) d		1959						2029				2059						
Sandwell & Dudley (SAD) d	1956	2003					2020	2033			2056	2103						
Smethwick Galton Bridge (SGB) d		2006	2010					2036				2106		2110				
Smethwick Rolfe Street (SMR) d		2008						2038				2108						
Birmingham New Street (BHM) a	2006	2015	2020		2026		2032	2045		2056	2106	2115		2118		2127	2131	
Birmingham New Street (BHM) d	2021			2024		2036	2039		2050	2103	2111		2115		2124			2136
Adderley Park (ADD) d									2055						2129			
Stechford (SCF) d				2031					2058						2132			
Lea Hall (LEH) d				2034					2101						2135			
Marston Green (MGN) d				2038					2105						2139			
Birmingham International (BHI) a	2030			2041		2045	2052		2108	2112	2120		2125		2142			2145
Birmingham International (BHI) d	2033					2046				2114	2122		2125					2146
Hampton-in-Arden (HIA) d						2049							2128					2149
Berkswell (BKW) d						2054							2133					2154
Tile Hill (THL) d						2058							2137					2158
Canley (CNL) d						2101							2141					2201
Coventry (COV) d	2045					2105				2124a	2134		2144					2205
Rugby (RUG) a	2055					2116							2154					2215
Northampton (NMP) a						2140							2217					2237
Milton Keynes Central (MKC) a	2115					2157					2201							2307
Watford Junction (WFJ) a	2137s					2231					2227s							2350
London Euston (EUS) a	2154					2252					2246							0012





Operator Days of operation/Notes 1st Class/Reservations/Bus Catering facilities	LM E	LM G	XC Z ◇	LM	VT F ◇	LM A	LM K	LM	LM C	AW W	LM	LM FX	LM FO	VT V ◇	XC J ◇	VT U ◇	LM	LM K
Wolverhampton (WVH) d	2118		2139		2145	2148	2158		2155	2212	2218			2234	2238	2245	2248	2258
Tame Bridge Parkway (TAB) d									2210									
Coseley (CSY) d	2123					2153					2223							2253
Tipton (TIP) d	2126					2156					2226							2256
Dudley Port (DDP) d	2129					2159					2229							2259
Sandwell & Dudley (SAD) d	2133			2156	2203				2221	2233					2256	2303		
Smethwick Galton Bridge (SGB) d	2136				2206	2210				2236								2306
Smethwick Rolfe Street (SMR) d	2138				2208					2238								2308
Birmingham New Street (BHM) a	2145		2156		2205	2215	2218		2226	2235	2248			2251	2254	2307	2314	2318
Birmingham New Street (BHM) d		2147	2203	2206	2217			2224		2238		2250	2250			2311		
Adderley Park (ADD) d		2152						2229				2255	2255					
Stechford (SCF) d		2155						2232				2258	2258					
Lea Hall (LEH) d		2158						2235				2301	2301					
Marston Green (MGN) d		2202						2239				2305	2305					
Birmingham International (BHI) a		2205	2212	2216	2226			2242		2252		2308	2308				2320	
Birmingham International (BHI) d			2213	2216	2228							2308	2308				2322	
Hampton-in-Arden (HIA) d				2219								2311	2311					
Berkswell (BKW) d				2224								2316	2316					
Tile Hill (THL) d				2228								2320	2320					
Canley (CNL) d				2231								2324	2324					
Coventry (COV) d			2224a	2235	2240							2327	2327				2334	
Rugby (RUG) a				2245	2249							2337	2337				2343	
Northampton (NMP) a				2309								2359	0002				0007s	
Milton Keynes Central (MKC) a				2344	2323												0026	
Watford Junction (WFJ) a				0027	2355s												0056s	
London Euston (EUS) a				0049	0019												0117	

NOTES (see introductory pages for explanation of train operator codes and standard symbols)

- a Arrival time
- d Departure time
- s Stops to set down only
- A To Rugeley Trent Valley
- C From Shrewsbury
- E To Walsall
- F From Crewe
- G From Rugeley Trent Valley
- J From Manchester Piccadilly
- K From Liverpool Lime Street
- S From Glasgow Central
- T From Aberystwyth
- U From Edinburgh
- V From Holyhead
- W From Aberystwyth/Pwllheli
- Y From Manchester Piccadilly to Southampton Central
- Z From Manchester Piccadilly to Reading
- FO Fridays only
- FX Not Fridays

Wolverhampton to Birmingham, Coventry and Rugby

Mondays to Fridays

Operator Days of operation/Notes 1st Class/Reservations/Bus	LM C	LM	AW V	XC J I◇	LM	LM C	LM	LM TSM
Wolverhampton (WVH)  7 d	2251		2309	2316		2333	2348	
Tame Bridge Parkway (TAB) d	2306							
Coseley (CSY) d							2353	
Tipton (TIP) d							2356	
Dudley Port (DDP) d							2359	
Sandwell & Dudley (SAD) d			2320				0003	
Smethwick Galton Bridge (SGB) 7 d						2344	0006	
Smethwick Rolfe Street (SMR) d							0008	
Birmingham New Street (BHM)  12 a	2321		2332	2335		2351	0015	
Birmingham New Street (BHM)  12 d		2321			2350			0041
Adderley Park (ADD) d		2326			2355			
Stechford (SCF) d		2330			2359			
Lea Hall (LEH) d		2333			0003			0048
Marston Green (MGN) d		2336			0006			0051
Birmingham International (BHI) a		2339			0009			0054
Birmingham International (BHI) d		2340			0009			0055
Hampton-in-Arden (HIA) d		2343			0013			0058
Berkswell (BKW) d		2348			0018			0103
Tile Hill (THL) d		2352			0022			0106
Canley (CNL) d		2355			0025			0110
Coventry (COV) d		2358a			0028a			0112a
Rugby (RUG) a								
Northampton (NMP) a								
Milton Keynes Central (MKC) a								
Watford Junction (WFJ) a								
London Euston (EUS)  15 a								

NOTES (see introductory pages for explanation of train operator codes and standard symbols)

- a Arrival time
- d Departure time
- C From Shrewsbury
- J From Manchester Piccadilly
- V From Holyhead
- TSM Tuesday to Saturday mornings

Wolverhampton to Birmingham, Coventry and Rugby

Saturdays

Operator Days of operation/Notes 1st Class/Reservations/Bus Catering facilities	LM	LM	LM	VT	LM A	XC B 1◇ ⚡	VT	LM	LM	LM	AW C	VT	LM	AW C	VT	LM	LM	LM C			
				1R ⊗		1◇ ⚡	1R ⊗					1R ⊗			1R ⊗						
Wolverhampton (WVH) 7 d				0527	0530		0542						0556		0602	0605			0615	0618	0633
Tame Bridge Parkway (TAB) d																					
Coseley (CSY) d					0535																0623
Tipton (TIP) d					0538																0626
Dudley Port (DDP) d					0541																0629
Sandwell & Dudley (SAD) d					0544		0553							0611	0616				0626		0633
Smethwick Galton Bridge (SGB) 7 d					0547					0607											0636
Smethwick Rolfe Street (SMR) d					0549																0638
Birmingham New Street (BHM) 12 a				0544	0555		0604		0614			0622	0625		←	0638	0645				0653
Birmingham New Street (BHM) 12 d		0535	0538	0550		0603	0606	0613		0616	0639	0628	0636	0639	0647						0650
Adderley Park (ADD) d										0621	→										0655
Stechford (SCF) d				0545						0624											0659
Lea Hall (LEH) d				0548						0627											0702
Marston Green (MGN) d				0551						0631											0705
Birmingham International (BHI) a		0545	0555	0559		0612	0616	0623		0634		0637	0645	0650	0656						0709
Birmingham International (BHI) d		0546		0600		0613	0617	0624				0639	0646		0658						
Hampton-in-Arden (HIA) d		0549						0627					0649								
Berkswell (BKW) d		0554						0632					0654								
Tile Hill (THL) d		0558						0636					0658								
Canley (CNL) d		0601						0639					0701								
Coventry (COV) d	0536	0605		0612		0623a	0629	0643				0650	0705		0710						
Rugby (RUG) a	0546	0615		0621				0653				0700	0715								
Northampton (NMP) a	0608	0638						0716					0740								
Milton Keynes Central (MKC) a	0631	0657		0642			0656	0734					0804								
Watford Junction (WFJ) a	0653						0718s					0740s	0833								
London Euston (EUS) 15 a	0709	0741		0718			0735	0817				0756	0849		0806						

Operator Days of operation/Notes 1st Class/Reservations/Bus Catering facilities	XC D 1◇ ⚡	LM	VT	LM E	LM F	VT	LM G	LM	AW C	VT H	LM C	LM E	LM J	LM G	XC K 1◇ ⚡	LM	VT L	LM E	
			1R ⊗			1R ⊗				1R ⊗					1◇ ⚡		1R ⊗		
Wolverhampton (WVH) 7 d	0640		0645	0648	0658				0711	0715	0701	0718	0728					0741	0748
Tame Bridge Parkway (TAB) d											0718								
Coseley (CSY) d				0653								0723							0753
Tipton (TIP) d				0656								0726							0756
Dudley Port (DDP) d				0659								0729							0759
Sandwell & Dudley (SAD) d			0656	0703	0710				0720	0726		0733					0752	0803	
Smethwick Galton Bridge (SGB) 7 d				0706	0710							0736	0740					0806	
Smethwick Rolfe Street (SMR) d				0708								0738						0808	
Birmingham New Street (BHM) 12 a	0656		0708	0716	0719				0731	0735	0738	0745	0748					0804	0815
Birmingham New Street (BHM) 12 d	0703	0706	0717			0721	0724	0736	0739	0747				0750	0803	0806	0817		
Adderley Park (ADD) d												0755							
Stechford (SCF) d							0731					0758							
Lea Hall (LEH) d							0734					0801							
Marston Green (MGN) d							0738					0805							
Birmingham International (BHI) a	0712	0715	0726			0731	0741	0745	0752	0756			0808	0812	0815	0826			
Birmingham International (BHI) d	0713	0716	0728			0733		0746		0758					0813	0816	0828		
Hampton-in-Arden (HIA) d		0719						0749								0819			
Berkswell (BKW) d		0724						0754								0824			
Tile Hill (THL) d		0728						0758								0828			
Canley (CNL) d		0731						0801								0831			
Coventry (COV) d	0723a	0735	0740			0745		0805		0810					0823a	0835	0840		
Rugby (RUG) a		0745				0755		0815								0845			
Northampton (NMP) a		0809						0839								0909			
Milton Keynes Central (MKC) a		0834				0816		0904								0934			
Watford Junction (WFJ) a						0838s		0933											
London Euston (EUS) 15 a		0918	0838			0854		0949		0906						1017	0938		

NOTES (see introductory pages for explanation of train operator codes and standard symbols)

- a Arrival time
- d Departure time
- s Stops to set down only
- A To Rugeley Trent Valley
- B To Bournemouth
- C From Shrewsbury
- D From Manchester Piccadilly to Bournemouth
- E To Walsall
- F From Crewe
- G From Rugeley Trent Valley
- H From Manchester Piccadilly
- J From Liverpool Lime Street
- K From Nottingham to Bournemouth
- L From Preston

Wolverhampton to Birmingham, Coventry and Rugby

Saturdays

Operator Days of operation/Notes 1st Class/Reservations/Bus Catering facilities	LM J	VT 1R X	LM G	LM	AW M	XC N 1◇	LM C	LM E	VT 1R X	LM G	XC D 1◇	LM	VT P 1R X	LM E	LM J	VT 1R X	LM G	LM C
Wolverhampton (WVH) d	0758				0811	0815	0802	0818			0839		0845	0848	0858			0855
Tame Bridge Parkway (TAB) d							0818											0910
Coseley (CSY) d								0823						0853				
Tipton (TIP) d								0826						0856				
Dudley Port (DDP) d								0829						0859				
Sandwell & Dudley (SAD) d					0820			0833					0856	0903				
Smethwick Galton Bridge (SGB) d	0810							0836						0906	0910			
Smethwick Rolfe Street (SMR) d								0838						0908				
Birmingham New Street (BHM) a	0820				0832	0833	0837	0845			0856		0906	0915	0920			0926
Birmingham New Street (BHM) d		0821	0824	0836	0839				0847	0850	0903	0906	0917				0921	0924
Adderley Park (ADD) d										0855								
Stechford (SCF) d			0831							0858								0931
Lea Hall (LEH) d			0834							0901								0934
Marston Green (MGN) d			0838							0905								0938
Birmingham International (BHI) a		0831	0841	0845	0852				0856	0908	0912	0915	0926				0931	0941
Birmingham International (BHI) d		0833		0846					0858		0913	0916	0928				0933	
Hampton-in-Arden (HIA) d				0849								0919						
Berkswell (BKW) d				0854								0924						
Tile Hill (THL) d				0858								0928						
Canley (CNL) d				0901								0931						
Coventry (COV) d		0845		0905					0910		0923a	0935	0940				0945	
Rugby (RUG) a		0855		0915								0945					0955	
Northampton (NMP) a				0939								1009						
Milton Keynes Central (MKC) a		0916		1004								1034					1016	
Watford Junction (WFJ) a		0938s		1033													1038s	
London Euston (EUS) a		0954		1049					1006			1117	1038				1054	






Operator Days of operation/Notes 1st Class/Reservations/Bus Catering facilities	LM	AW Q	XC R 1◇	LM E	VT 1R X	LM J	LM G	XC D 1◇	LM C	LM	VT S 1R X	LM E	LM J	VT 1R X	LM G	LM C	LM	AW T 1R X
Wolverhampton (WVH) d		0911	0915	0918		0928		0939	0942		0945	0948	0958				0955	1011
Tame Bridge Parkway (TAB) d																	1010	
Coseley (CSY) d				0923								0953						
Tipton (TIP) d				0926								0956						
Dudley Port (DDP) d				0929								0959						
Sandwell & Dudley (SAD) d		0920		0933							0956	1003						1020
Smethwick Galton Bridge (SGB) d				0936				0953				1006	1010					
Smethwick Rolfe Street (SMR) d				0938								1008						
Birmingham New Street (BHM) a		0932	0933	0945		0948		0956	1000		1006	1015	1020			1026		1032
Birmingham New Street (BHM) d	0936	0939			0947		0950	1003		1006	1017			1021	1024		1036	1039
Adderley Park (ADD) d							0955											
Stechford (SCF) d							0958								1031			
Lea Hall (LEH) d							1001								1034			
Marston Green (MGN) d							1005								1038			
Birmingham International (BHI) a	0945	0953			0956		1008	1012		1015	1026			1031	1041		1045	1052
Birmingham International (BHI) d	0946				0958			1013		1016	1028			1033			1046	
Hampton-in-Arden (HIA) d	0949									1019							1049	
Berkswell (BKW) d	0954									1024							1054	
Tile Hill (THL) d	0958									1028							1058	
Canley (CNL) d	1001									1031							1101	
Coventry (COV) d	1005				1010			1023a		1035	1040			1045			1105	
Rugby (RUG) a	1015									1045				1055			1115	
Northampton (NMP) a	1040									1109							1139	
Milton Keynes Central (MKC) a	1104									1134				1116			1204	
Watford Junction (WFJ) a	1133													1138s			1233	
London Euston (EUS) a	1149				1106					1217	1138			1154			1249	






NOTES (see introductory pages for explanation of train operator codes and standard symbols)

- a Arrival time
- d Departure time
- s Stops to set down only
- C From Shrewsbury
- D From Manchester Piccadilly to Bournemouth
- E To Walsall
- G From Rugeley Trent Valley
- J From Liverpool Lime Street
- M From Aberystwyth
- N From Manchester Piccadilly to Bristol Temple Meads
- P From Lancaster
- Q From Holyhead/Crewe
- R From Manchester Piccadilly to Paignton
- S From Glasgow Central
- T From Aberystwyth/Barmouth

Wolverhampton to Birmingham, Coventry and Rugby

Saturdays

Operator Days of operation/Notes 1st Class/Reservations/Bus Catering facilities	XC N ◇	LM E	VT 1 1 1 X	LM J	LM G	XC D ◇ ⌘	LM C	LM	VT U 1 1 1 X	LM E	LM J	VT 1 1 1 X	LM G	LM C	LM	AW V 1 1 1 ⌘	XC N ◇ ⌘	LM E	
Wolverhampton (WVH)  d	1015	1018		1028		1039	1042		1045	1048	1058				1055		1111	1115	1118
Tame Bridge Parkway (TAB) d															1110				
Coseley (CSY) d		1023								1053									1123
Tipton (TIP) d		1026								1056									1126
Dudley Port (DDP) d		1029								1059									1129
Sandwell & Dudley (SAD) d		1033							1056	1103						1120			1133
Smethwick Galton Bridge (SGB)  d		1036					1053			1106	1110								1136
Smethwick Rolfe Street (SMR) d		1038								1108									1138
Birmingham New Street (BHM)  a	1033	1045		1048		1056	1100		1106	1115	1120			1126		1131	1133	1145	
Birmingham New Street (BHM)  d			1047		1050	1103		1106	1117			1121	1124		1136	1139			
Adderley Park (ADD) d					1055														
Stechford (SCF) d					1058								1131						
Lea Hall (LEH) d					1101								1134						
Marston Green (MGN) d					1105								1138						
Birmingham International (BHI) a			1056		1108	1112		1115	1126			1131	1141		1145	1154			
Birmingham International (BHI) d			1058			1113		1116	1128			1133			1146				
Hampton-in-Arden (HIA) d								1119							1149				
Berkswell (BKW) d								1124							1154				
Tile Hill (THL) d								1128							1158				
Canley (CNL) d								1131							1201				
Coventry (COV) d			1110			1123a		1135	1140			1145			1205				
Rugby (RUG) a								1145				1155			1215				
Northampton (NMP) a								1209							1239				
Milton Keynes Central (MKC) a								1234				1216			1304				
Watford Junction (WFJ) a												1238s			1333				
London Euston (EUS)  a			1206					1317	1238			1254			1349				

Operator Days of operation/Notes 1st Class/Reservations/Bus Catering facilities	VT 1 1 1 X	LM J	LM G	XC D ◇ ⌘	LM C	LM	VT S 1 1 1 X	LM E	LM J	LM G	LM C	LM	AW W 1 1 1 ⌘	XC N ◇ ⌘	LM E	VT 1 1 1 X	LM J	LM G
Wolverhampton (WVH)  d		1128		1139	1142		1145	1148	1158		1155		1212	1215	1218		1228	
Tame Bridge Parkway (TAB) d											1210							
Coseley (CSY) d								1153							1223			
Tipton (TIP) d								1156							1226			
Dudley Port (DDP) d								1159							1229			
Sandwell & Dudley (SAD) d							1156	1203				1221		1233				
Smethwick Galton Bridge (SGB)  d					1153			1206	1210					1236				
Smethwick Rolfe Street (SMR) d								1208						1238				
Birmingham New Street (BHM)  a		1148		1156	1200		1206	1215	1220		1226		1232	1233	1245		1248	
Birmingham New Street (BHM)  d	1147		1150	1203		1206	1221			1224		1236	1239			1247		1250
Adderley Park (ADD) d			1155															1255
Stechford (SCF) d			1158							1231								1258
Lea Hall (LEH) d			1201							1234								1301
Marston Green (MGN) d			1205							1238								1305
Birmingham International (BHI) a	1156		1208	1212		1215	1231			1241		1245	1253		1256			1308
Birmingham International (BHI) d	1158			1213		1216	1233					1246			1258			
Hampton-in-Arden (HIA) d						1219						1249						
Berkswell (BKW) d						1224						1254						
Tile Hill (THL) d						1228						1258						
Canley (CNL) d						1231						1301						
Coventry (COV) d	1210			1223a		1235	1245					1305			1310			
Rugby (RUG) a						1245	1255					1315						
Northampton (NMP) a						1309						1338						
Milton Keynes Central (MKC) a						1334	1315					1404						
Watford Junction (WFJ) a							1338s					1433						
London Euston (EUS)  a	1306					1417	1354					1449			1406			

NOTES (see introductory pages for explanation of train operator codes and standard symbols)

- a Arrival time
- d Departure time
- s Stops to set down only
- C From Shrewsbury
- D From Manchester Piccadilly to Bournemouth
- E To Walsall
- G From Rugeley Trent Valley
- J From Liverpool Lime Street
- N From Manchester Piccadilly to Bristol Temple Meads
- S From Glasgow Central
- U From Edinburgh
- V From Holyhead
- W From Aberystwyth/Pwllheli

Wolverhampton to Birmingham, Coventry and Rugby

Saturdays

Operator Days of operation/Notes 1st Class/Reservations/Bus Catering facilities	XC D	LM C	LM	VT U 1 1 1 1 1 1 1 1 1	LM E	LM J	LM G	LM C	LM	AW V 1 1 1 1 1 1	XC N 1 1 1 1 1 1	LM E	VT 1 1 1 1 1 1	LM J	LM G	XC D 1 1 1 1 1 1	LM C	LM
Wolverhampton (WVH) d	1239	1242		1245	1248	1258		1255		1312	1315	1318		1328		1338	1342	
Tame Bridge Parkway (TAB) d								1310										
Coseley (CSY) d					1253													
Tipton (TIP) d					1256													
Dudley Port (DDP) d					1259													
Sandwell & Dudley (SAD) d				1256	1303					1321								
Smethwick Galton Bridge (SGB) d		1253			1306	1310											1353	
Smethwick Rolfe Street (SMR) d					1308													
Birmingham New Street (BHM) a	1256	1300		1306	1315	1320		1326		1332	1333	1345		1348		1356	1400	
Birmingham New Street (BHM) d	1303		1306	1321			1324		1336	1339			1347		1350	1403		1406
Adderley Park (ADD) d															1355			
Stechford (SCF) d							1331								1358			
Lea Hall (LEH) d							1334								1401			
Marston Green (MGN) d							1338								1405			
Birmingham International (BHI) a	1312		1315	1331				1345	1354				1356		1408	1412	1415	
Birmingham International (BHI) d	1313		1316	1333				1346					1358			1413	1416	
Hampton-in-Arden (HIA) d			1319					1349									1419	
Berkswell (BKW) d			1324					1354									1424	
Tile Hill (THL) d			1328					1358									1428	
Canley (CNL) d			1331					1401									1431	
Coventry (COV) d	1323a		1335	1345				1405					1410			1423a	1435	
Rugby (RUG) a			1345	1355				1415									1445	
Northampton (NMP) a			1408					1439									1508	
Milton Keynes Central (MKC) a			1434	1415				1504									1534	
Watford Junction (WFJ) a				1438s				1533										
London Euston (EUS) a			1517	1454				1549					1506					1617

Operator Days of operation/Notes 1st Class/Reservations/Bus Catering facilities	VT X 1 1 1 1 1 1	LM E	LM J	LM G	LM C	LM	AW W 1 1 1 1 1 1	XC N 1 1 1 1 1 1	LM E	VT 1 1 1 1 1 1	LM J	LM G	XC D 1 1 1 1 1 1	LM C	LM	VT U 1 1 1 1 1 1	LM E	LM J
Wolverhampton (WVH) d	1345	1348	1358		1355		1411	1415	1418		1428		1439	1442		1445	1448	1458
Tame Bridge Parkway (TAB) d					1410													
Coseley (CSY) d		1353							1423									1453
Tipton (TIP) d		1356							1426									1456
Dudley Port (DDP) d		1359							1429									1459
Sandwell & Dudley (SAD) d	1356	1403					1420		1433							1456	1503	
Smethwick Galton Bridge (SGB) d		1406	1410						1436					1453			1506	1510
Smethwick Rolfe Street (SMR) d		1408							1438								1508	
Birmingham New Street (BHM) a	1406	1415	1419		1426		1432	1433	1445		1448		1456	1500		1506	1515	1520
Birmingham New Street (BHM) d	1421			1424		1436	1439			1447		1450	1503		1506	1521		
Adderley Park (ADD) d																		
Stechford (SCF) d				1431														
Lea Hall (LEH) d				1434														
Marston Green (MGN) d				1438														
Birmingham International (BHI) a	1431			1441		1445	1452			1456			1512		1515	1531		
Birmingham International (BHI) d	1433					1446				1458			1513		1516	1533		
Hampton-in-Arden (HIA) d						1449									1519			
Berkswell (BKW) d						1454									1524			
Tile Hill (THL) d						1458									1528			
Canley (CNL) d						1501									1531			
Coventry (COV) d	1445					1505				1510			1523a		1535	1545		
Rugby (RUG) a	1454					1515									1545	1555		
Northampton (NMP) a						1538										1608		
Milton Keynes Central (MKC) a	1515					1604									1634	1615		
Watford Junction (WFJ) a	1539s					1633									1638s			
London Euston (EUS) a	1554					1649				1606					1717	1654		

NOTES (see introductory pages for explanation of train operator codes and standard symbols)

- a Arrival time
- d Departure time
- s Stops to set down only
- C From Shrewsbury
- D From Manchester Piccadilly to Bournemouth
- E To Walsall
- G From Rugeley Trent Valley
- J From Liverpool Lime Street
- N From Manchester Piccadilly to Bristol Temple Meads
- U From Edinburgh
- V From Holyhead
- W From Aberystwyth/Pwllheli
- X From Blackpool North

Wolverhampton to Birmingham, Coventry and Rugby

Saturdays

Operator Days of operation/Notes 1st Class/Reservations/Bus Catering facilities	LM G	LM C	LM	AW V R	XC R D	LM E	VT R	LM J	LM G	XC D C	LM C	LM	VT S R	LM E	LM J	LM G	LM C	LM
Wolverhampton (WVH) d		1455		1512	1515	1518		1528		1539	1542		1545	1548	1558		1555	
Tame Bridge Parkway (TAB) d		1510															1610	
Coseley (CSY) d						1523								1553				
Tipton (TIP) d						1526								1556				
Dudley Port (DDP) d						1529								1559				
Sandwell & Dudley (SAD) d				1521		1533							1556	1603				
Smethwick Galton Bridge (SGB) d						1536				1553				1606	1610			
Smethwick Rolfe Street (SMR) d						1538								1608				
Birmingham New Street (BHM) a		1526		1532	1533	1545		1548		1556	1600		1606	1615	1620		1626	
Birmingham New Street (BHM) d	1524		1536	1539			1547		1550	1603		1606	1621			1624		1636
Adderley Park (ADD) d									1555									
Stechford (SCF) d	1531								1558							1631		
Lea Hall (LEH) d	1534								1601							1634		
Marston Green (MGN) d	1538								1605							1638		
Birmingham International (BHI) a	1541		1545	1553			1556		1608	1612		1615	1631			1641		1645
Birmingham International (BHI) d			1546				1558			1613		1616	1633					1646
Hampton-in-Arden (HIA) d			1549									1619						1649
Berkswell (BKW) d			1554									1624						1654
Tile Hill (THL) d			1558									1628						1658
Canley (CNL) d			1601									1631						1701
Coventry (COV) d			1605				1610			1623a		1635	1645					1705
Rugby (RUG) a			1615									1645	1655					1715
Northampton (NMP) a			1639									1708						1738
Milton Keynes Central (MKC) a			1704									1734	1715					1804
Watford Junction (WFJ) a			1733									1738s						1833
London Euston (EUS) a			1749				1706					1817	1754					1849

Operator Days of operation/Notes 1st Class/Reservations/Bus Catering facilities	AW W	XC N D	LM E	VT R	LM J	LM G	XC D C	LM C	LM	VT U R	LM E	LM J	LM G	LM C	LM	AW V R	XC N D	LM E
Wolverhampton (WVH) d	1611	1615	1618		1628		1639	1642		1645	1648	1658		1655		1711	1715	1718
Tame Bridge Parkway (TAB) d														1710				
Coseley (CSY) d			1623								1653							1723
Tipton (TIP) d			1626								1656							1726
Dudley Port (DDP) d			1629								1659							1729
Sandwell & Dudley (SAD) d	1620		1633							1656	1703					1720		1733
Smethwick Galton Bridge (SGB) d			1636				1653				1706	1710						1736
Smethwick Rolfe Street (SMR) d			1638								1708							1738
Birmingham New Street (BHM) a	1632	1633	1645		1648		1656	1700		1706	1715	1720		1726		1731	1733	1745
Birmingham New Street (BHM) d	1639			1647		1650	1703		1706	1721			1724		1736	1739		
Adderley Park (ADD) d						1655												
Stechford (SCF) d						1658							1731					
Lea Hall (LEH) d						1701							1734					
Marston Green (MGN) d						1705							1738					
Birmingham International (BHI) a	1652		1656	1708	1713		1716	1731					1741		1745	1752		
Birmingham International (BHI) d			1658			1713		1716	1733						1746			
Hampton-in-Arden (HIA) d						1719		1724							1749			
Berkswell (BKW) d						1724		1728							1754			
Tile Hill (THL) d						1728		1731							1758			
Canley (CNL) d						1731		1735	1745						1801			
Coventry (COV) d			1710			1724a		1745	1755						1805			
Rugby (RUG) a						1745		1745	1755						1815			
Northampton (NMP) a						1809		1834	1815						1838			
Milton Keynes Central (MKC) a						1834		1838s							1904			
Watford Junction (WFJ) a						1838s									1933			
London Euston (EUS) a			1806					1917	1854						1949			

NOTES (see introductory pages for explanation of train operator codes and standard symbols)

- a Arrival time
- d Departure time
- s Stops to set down only
- C From Shrewsbury
- D From Manchester Piccadilly to Bournemouth
- E To Walsall
- G From Rugeley Trent Valley
- J From Liverpool Lime Street
- N From Manchester Piccadilly to Bristol Temple Meads
- R From Manchester Piccadilly to Paignton
- S From Glasgow Central
- U From Edinburgh
- V From Holyhead
- W From Aberystwyth/Pwllheli

Wolverhampton to Birmingham, Coventry and Rugby

Saturdays

Operator Days of operation/Notes 1st Class/Reservations/Bus Catering facilities	VT ⓂⓂ ⓧ	LM J	LM G	XC D ⓂⓂ ⓧ	LM C	LM	VT X ⓂⓂ ⓧ	LM E	LM J	VT ⓂⓂ ⓧ	LM G	LM C	LM	AW W	XC N ⓂⓂ ⓧ	LM E	VT ⓂⓂ ⓧ	LM J	
Wolverhampton (WVH) d		1728		1739	1742		1745	1748	1758				1755		1811	1815	1818		1828
Tame Bridge Parkway (TAB) d													1810						
Coseley (CSY) d								1753											1823
Tipton (TIP) d								1756											1826
Dudley Port (DDP) d								1759											1829
Sandwell & Dudley (SAD) d								1803							1820				1833
Smethwick Galton Bridge (SGB) d					1753			1806	1810										1836
Smethwick Rolfe Street (SMR) d								1808											1838
Birmingham New Street (BHM) a		1748		1756	1800		1806	1815	1820				1826		1832	1833	1845		1848
Birmingham New Street (BHM) d	1747		1750	1803		1806	1817			1821	1824		1836	1839				1847	
Adderley Park (ADD) d			1755																
Stechford (SCF) d			1758										1831						
Lea Hall (LEH) d			1801										1834						
Marston Green (MGN) d			1805										1838						
Birmingham International (BHI) a	1756		1808	1812		1815	1826			1831	1841		1845	1852				1856	
Birmingham International (BHI) d	1758			1813		1816	1828			1833			1846					1858	
Hampton-in-Arden (HIA) d						1819							1849						
Berkswell (BKW) d						1824							1854						
Tile Hill (THL) d						1828							1858						
Canley (CNL) d						1831							1901						
Coventry (COV) d	1810			1823a		1835	1840			1845			1905					1910	
Rugby (RUG) a						1845				1855			1915						
Northampton (NMP) a						1909							1938						
Milton Keynes Central (MKC) a						1934				1916			2002						
Watford Junction (WFJ) a										1938s			2035						
London Euston (EUS) a	1906					2032	1936			1954			2054					2006	

Operator Days of operation/Notes 1st Class/Reservations/Bus Catering facilities	LM G	XC D ⓂⓂ ⓧ	LM C	LM	VT U ⓂⓂ ⓧ	LM E	LM J	LM G	LM C	LM	AW V ⓂⓂ ⓧ	XC H ⓂⓂ ⓧ	LM E	LM J	LM G	XC D ⓂⓂ ⓧ	LM C	LM	
Wolverhampton (WVH) d		1839	1842		1845	1848	1858		1855		1912	1915	1918	1928		1939	1942		
Tame Bridge Parkway (TAB) d									1910										
Coseley (CSY) d						1853							1923						
Tipton (TIP) d						1856							1926						
Dudley Port (DDP) d						1859							1929						
Sandwell & Dudley (SAD) d					1856	1903					1921		1933						
Smethwick Galton Bridge (SGB) d			1853			1906	1910						1936					1953	
Smethwick Rolfe Street (SMR) d						1908							1938						
Birmingham New Street (BHM) a		1856	1900		1906	1915	1920		1926		1932	1933	1945	1948		1956	2000		
Birmingham New Street (BHM) d	1850	1903		1906	1921			1924		1936	1939				1950	2003		2006	
Adderley Park (ADD) d	1855														1955				
Stechford (SCF) d	1858							1931							1958				
Lea Hall (LEH) d	1901							1934							2001				
Marston Green (MGN) d	1905							1938							2005				
Birmingham International (BHI) a	1908	1912		1915	1930			1941		1945	1952				2008	2012		2015	
Birmingham International (BHI) d		1913		1916	1933					1946						2013		2016	
Hampton-in-Arden (HIA) d				1919						1949								2019	
Berkswell (BKW) d				1924						1954								2024	
Tile Hill (THL) d				1928						1958								2028	
Canley (CNL) d				1931						2001								2031	
Coventry (COV) d		1923a		1935	1945					2005						2023a		2035	
Rugby (RUG) a				1945	1954					2015								2045	
Northampton (NMP) a				2008						2039								2108	
Milton Keynes Central (MKC) a				2035	2017					2105								2135	
Watford Junction (WFJ) a				2111	2046s					2142								2217	
London Euston (EUS) a				2130	2108					2203								2241	

NOTES (see introductory pages for explanation of train operator codes and standard symbols)

- a Arrival time
- d Departure time
- s Stops to set down only
- C From Shrewsbury
- D From Manchester Piccadilly to Bournemouth
- E To Walsall
- G From Rugeley Trent Valley
- H From Manchester Piccadilly
- J From Liverpool Lime Street
- N From Manchester Piccadilly to Bristol Temple Meads
- U From Edinburgh
- V From Holyhead
- W From Aberystwyth/Pwllheli
- X From Blackpool North

Wolverhampton to Birmingham, Coventry and Rugby

Saturdays

Operator Days of operation/Notes 1st Class/Reservations/Bus Catering facilities	VT S 1 1 1 1 1 1 1 1 1	LM E	LM J	LM G	LM C	LM	AW M	XC H 1 1 1 1 1 1	LM E	LM J	LM G	XC Y 1 1 1 1 1 1	LM C	LM	VT U 1 1 1 1 1 1 1 1 1	LM E	LM J	LM G
Wolverhampton (WVH) d	1945	1948	1958		1955		2011	2015	2018	2028		2039	2042		2045	2048	2058	
Tame Bridge Parkway (TAB) d					2010													
Coseley (CSY) d		1953							2023								2053	
Tipton (TIP) d		1956							2026								2056	
Dudley Port (DDP) d		1959							2029								2059	
Sandwell & Dudley (SAD) d	1956	2003					2020		2033						2056	2103		
Smethwick Galton Bridge (SGB) d		2006	2010						2036				2053			2106	2110	
Smethwick Rolfe Street (SMR) d		2008							2038							2108		
Birmingham New Street (BHM) a	2006	2015	2020		2026		2032	2033	2045	2048			2056	2100	2106	2115	2120	
Birmingham New Street (BHM) d	2021			2024		2036	2039					2050	2103		2106	2121		2124
Adderley Park (ADD) d												2055						
Stechford (SCF) d				2031								2058						2131
Lea Hall (LEH) d				2034								2101						2134
Marston Green (MGN) d				2038								2105						2138
Birmingham International (BHI) a	2030			2041		2045	2052					2108	2112		2115	2130		2141
Birmingham International (BHI) d	2033					2046							2113		2116	2133		
Hampton-in-Arden (HIA) d						2049									2119			
Berkswell (BKW) d						2054									2124			
Tile Hill (THL) d						2058									2128			
Canley (CNL) d						2101									2131			
Coventry (COV) d	2045					2105									2135	2145		
Rugby (RUG) a	2054					2115							2123a		2145	2154		
Northampton (NMP) a						2138									2207			
Milton Keynes Central (MKC) a	2117					2208									2225	2218		
Watford Junction (WFJ) a	2150s					2243									2312	2248s		
London Euston (EUS) a	2214					2304									2333	2310		






Operator Days of operation/Notes 1st Class/Reservations/Bus Catering facilities	LM C	LM	LM E	LM J	LM G	VT 1 1 1 1 1 1 1 1 1	XC H 1 1 1 1 1 1	LM C	LM	LM	LM J	LM C	AW W	LM	VT S 1 1 1 1 1 1 1 1 1	LM	XC H 1 1 1 1 1 1	VT U 1 1 1 1 1 1 1 1 1	
Wolverhampton (WVH) d	2055		2118	2128		2137	2141	2144			2148	2158	2205	2211	2218	2227		2239	2244
Tame Bridge Parkway (TAB) d	2110																		
Coseley (CSY) d			2123								2153				2223				
Tipton (TIP) d			2126								2156				2226				
Dudley Port (DDP) d			2129								2159				2229				
Sandwell & Dudley (SAD) d			2133			2148					2203		2220	2233	2238				2256
Smethwick Galton Bridge (SGB) d			2136				2157				2206	2210		2236					
Smethwick Rolfe Street (SMR) d			2138								2208			2238					
Birmingham New Street (BHM) a	2126		2145	2148		2157	2200	2206			2215	2218	2226	2231	2245	2248		2257	2305
Birmingham New Street (BHM) d		2136			2150	2203			2206	2220							2251		
Adderley Park (ADD) d					2155					2225									
Stechford (SCF) d					2158					2228									
Lea Hall (LEH) d					2201					2231									
Marston Green (MGN) d					2205					2235									2259
Birmingham International (BHI) a		2145			2208	2212			2216	2238								2302	
Birmingham International (BHI) d		2146				2214			2216									2303	
Hampton-in-Arden (HIA) d		2149							2219									2306	
Berkswell (BKW) d		2154							2224									2311	
Tile Hill (THL) d		2158							2228									2314	
Canley (CNL) d		2201							2231									2318	
Coventry (COV) d		2205				2226			2235									2321	
Rugby (RUG) a		2215				2236			2245									2331	
Northampton (NMP) a		2240							2308									2355	
Milton Keynes Central (MKC) a		2306				2259			2341										
Watford Junction (WFJ) a		2353				2335s			0015										
London Euston (EUS) a		0015				0001			0034										

NOTES (see introductory pages for explanation of train operator codes and standard symbols)

- a Arrival time
- d Departure time
- s Stops to set down only
- C From Shrewsbury
- E To Walsall
- G From Rugeley Trent Valley
- H From Manchester Piccadilly
- J From Liverpool Lime Street
- M From Aberystwyth
- S From Glasgow Central
- U From Edinburgh
- W From Aberystwyth/Pwllheli
- Y From Manchester Piccadilly to Southampton Central

Wolverhampton to Birmingham, Coventry and Rugby

Saturdays

Operator Days of operation/Notes	LM Z	LM	LM J	LM C	AW V	LM C	LM C
Wolverhampton (WVH)  d	2248		2257	2304	2311	2333	2338
Tame Bridge Parkway (TAB) d							
Coseley (CSY) d	2253						
Tipton (TIP) d	2256						
Dudley Port (DDP) d	2259						
Sandwell & Dudley (SAD) d	2303				2320		
Smethwick Galton Bridge (SGB)  d	2306		2310			2344	2349
Smethwick Rolfe Street (SMR) d	2308						
Birmingham New Street (BHM)  a	2315		2318	2325	2332	2351	2357
Birmingham New Street (BHM)  d		2316	2322				
Adderley Park (ADD) d			2327				
Stechford (SCF) d			2331				
Lea Hall (LEH) d			2334				
Marston Green (MGN) d			2337				
Birmingham International (BHI) a		2325	2340				
Birmingham International (BHI) d		2326	2341				
Hampton-in-Arden (HIA) d		2329					
Berkswell (BKW) d		2334					
Tile Hill (THL) d		2337					
Canley (CNL) d		2341					
Coventry (COV) d		2344a	2350a				
Rugby (RUG) a							
Northampton (NMP) a							
Milton Keynes Central (MKC) a							
Watford Junction (WFJ) a							
London Euston (EUS)  a							

NOTES (see introductory pages for explanation of train operator codes and standard symbols)

- a Arrival time
- d Departure time
- C From Shrewsbury
- J From Liverpool Lime Street
- V From Holyhead
- Z To Hednesford

Wolverhampton to Birmingham, Coventry and Rugby

Sundays

Operator Days of operation/Notes 1st Class/Reservations/Bus Catering facilities	VT	LM	LM A	LM B	VT	XC C	LM	AW D	VT	LM	LM B	LM D	XC E	LM	AW D	VT	LM	LM B
	1R				1R	1◇			1R				1◇			1R		
Wolverhampton (WVH) 7 d	0801		0813	0818	0833			0848	0901		0918	0933	0940		0957	1001		1018
Tame Bridge Parkway (TAB) d																		
Coseley (CSY) d			0818	0823							0923							1023
Tipton (TIP) d				0826							0926							1026
Dudley Port (DDP) d				0829							0929							1029
Sandwell & Dudley (SAD) d	0812		0825	0833	0844		0857	0912			0933			1006	1012			1033
Smethwick Galton Bridge (SGB) 7 d			0828	0836							0936	0944						1036
Smethwick Rolfe Street (SMR) d				0838							0938							1038
Birmingham New Street (BHM) 12 a	0821		0835	0845	0853		0909	0921			0945	0951	0956		1017	1021		1045
Birmingham New Street (BHM) 12 d	0826	0832			0856	0903	0907	0919	0930	0934			1003	1006	1022	1030	1034	
Adderley Park (ADD) d							0912											
Stechford (SCF) d		0839					0915			0941				1013				
Lea Hall (LEH) d		0842					0918			0944				1016				
Marston Green (MGN) d		0845					0922			0947				1020				1042
Birmingham International (BHI) a	0835	0848			0906	0912	0925	0930	0939	0950			1012	1023	1034	1039	1045	
Birmingham International (BHI) d	0837	0849			0908	0913	0925		0941	0951			1013	1023		1041	1046	
Hampton-in-Arden (HIA) d		0852								0954								1049
Berkswell (BKW) d		0857					0931			0959								1054
Tile Hill (THL) d		0901					0935			1003				1032				1058
Canley (CNL) d		0904					0939			1006								1101
Coventry (COV) d	0849	0908			0919	0923a	0944		0953	1010			1023a	1037		1053	1108e	
Rugby (RUG) a	0859	0918					0954		1002	1020				1047		1102	1120	
Northampton (NMP) a		0942					1018			1041				1108				1145
Milton Keynes Central (MKC) a	0937				1003		1048		1038	1058				1130		1137	1202	
Watford Junction (WFJ) a	1005s				1032s		1125		1110s	1138				1209		1206s	1235	
London Euston (EUS) 15 a	1028				1056		1148		1134	1203				1228		1226	1251	

Operator Days of operation/Notes 1st Class/Reservations/Bus Catering facilities	LM F	LM D	XC E	LM	VT	LM	AW G	VT	LM B	LM F	LM D	XC E	VT H	LM	VT	LM J	VT	LM
			1◇		1R			1R				1◇	1R		1R		1R	
Wolverhampton (WVH) 7 d		1033	1039		1101		1112	1115	1118		1133	1142	1136		1145	1157		
Tame Bridge Parkway (TAB) d																		
Coseley (CSY) d									1123									
Tipton (TIP) d									1126									
Dudley Port (DDP) d									1129									
Sandwell & Dudley (SAD) d					1112		1121	1126	1133						1156			
Smethwick Galton Bridge (SGB) 7 d		1044							1136		1144					1210		
Smethwick Rolfe Street (SMR) d									1138									
Birmingham New Street (BHM) 12 a		1051	1056		1121		1132	1140	1146		1151	1158	1203		1206	1218		
Birmingham New Street (BHM) 12 d	1050		1103	1106	1126	1134	1139	1147		1150		1203		1206	1217		1221	1233
Adderley Park (ADD) d	1055									1155								
Stechford (SCF) d	1058									1158								
Lea Hall (LEH) d	1101									1201								
Marston Green (MGN) d	1105									1205								1241
Birmingham International (BHI) a	1108		1112	1115	1135	1145	1151	1156		1208		1212		1215	1226		1231	1244
Birmingham International (BHI) d			1113	1116	1137	1146		1158				1213		1216	1228		1233	1245
Hampton-in-Arden (HIA) d				1119		1149								1219				1248
Berkswell (BKW) d				1124		1154								1224				1253
Tile Hill (THL) d				1128		1157								1228				1257
Canley (CNL) d				1131		1201								1231				1300
Coventry (COV) d			1123a	1135	1149	1204		1210				1223a		1235	1240		1245	1304
Rugby (RUG) a				1146	1158	1215								1245			1255	1314
Northampton (NMP) a				1209		1237								1307				1338
Milton Keynes Central (MKC) a				1231	1221	1304								1331			1316	1404
Watford Junction (WFJ) a						1334											1339s	1434
London Euston (EUS) 15 a				1315	1258	1350		1310						1415	1339		1355	1450

NOTES (see introductory pages for explanation of train operator codes and standard symbols)

- a Arrival time
- d Departure time
- s Stops to set down only
- e Arrives 4 minutes earlier
- A To Rugeley Trent Valley
- B To Walsall
- C To Bournemouth
- D From Shrewsbury
- E From Manchester Piccadilly to Bournemouth
- F From Rugeley Trent Valley
- G From Chester
- H From Preston
- J From Liverpool Lime Street

Wolverhampton to Birmingham, Coventry and Rugby

Sundays

Operator Days of operation/Notes 1st Class/Reservations/Bus Catering facilities	AW K Ⓜ	VT Ⓜ Ⓜ	LM B	LM F	LM D	XC E Ⓜ Ⓜ	LM	VT H Ⓜ Ⓜ	LM J	LM	AW G Ⓜ	LM B	VT Ⓜ Ⓜ	LM F	LM D	XC E Ⓜ Ⓜ	LM	VT L Ⓜ Ⓜ
Wolverhampton (WVH) d	1212	1215	1218		1233	1239		1245	1257		1312	1318			1333	1339		1345
Tame Bridge Parkway (TAB) d																		
Coseley (CSY) d			1223									1323						
Tipton (TIP) d			1226									1326						
Dudley Port (DDP) d			1229									1329						
Sandwell & Dudley (SAD) d	1221	1226	1233					1256			1321	1333						1356
Smethwick Galton Bridge (SGB) d			1236		1244				1310			1336			1344			
Smethwick Rolfe Street (SMR) d			1238									1338						
Birmingham New Street (BHM) a	1232	1240	1246		1251	1256		1306	1318		1332	1345			1351	1356		1406
Birmingham New Street (BHM) d	1239	1247		1250		1303	1306	1321		1333	1339		1347	1350		1403	1406	1421
Adderley Park (ADD) d				1255										1355				
Stechford (SCF) d				1258										1358				
Lea Hall (LEH) d				1301										1401				
Marston Green (MGN) d				1305						1341				1405				
Birmingham International (BHI) a	1252	1256		1308		1312	1315	1331		1344	1351		1356	1408		1412	1415	1431
Birmingham International (BHI) d		1258				1313	1316	1333		1345			1358			1413	1416	1433
Hampton-in-Arden (HIA) d							1319			1348							1419	
Berkswell (BKW) d							1324			1353							1424	
Tile Hill (THL) d							1328			1357							1428	
Canley (CNL) d							1331			1400							1431	
Coventry (COV) d		1310				1323a	1335	1345		1404			1410			1423a	1435	1445
Rugby (RUG) a							1345	1355		1415							1445	1455
Northampton (NMP) a							1407			1438							1507	
Milton Keynes Central (MKC) a							1431	1416		1504							1531	1515
Watford Junction (WFJ) a								1440s		1534								1539s
London Euston (EUS) a		1407					1515	1455		1550			1507				1615	1556

Operator Days of operation/Notes 1st Class/Reservations/Bus Catering facilities	LM J	LM	AW M Ⓜ Ⓜ	XC N Ⓜ Ⓜ	LM B	VT Ⓜ Ⓜ	LM F	LM D	XC E Ⓜ Ⓜ	LM	VT P Ⓜ Ⓜ	LM J	LM	AW G	XC Q Ⓜ Ⓜ	LM B	VT Ⓜ Ⓜ	LM F
Wolverhampton (WVH) d	1357		1411	1415	1418			1433	1439		1445	1457		1511	1515	1518		
Tame Bridge Parkway (TAB) d																		
Coseley (CSY) d					1423											1523		
Tipton (TIP) d					1426											1526		
Dudley Port (DDP) d					1429											1529		
Sandwell & Dudley (SAD) d			1420		1433						1456			1520		1533		
Smethwick Galton Bridge (SGB) d	1410				1436			1444				1510				1536		
Smethwick Rolfe Street (SMR) d					1438											1538		
Birmingham New Street (BHM) a	1418		1432	1433	1445			1451	1456		1506	1518		1532	1533	1545		
Birmingham New Street (BHM) d		1433	1439			1447	1450		1503	1506	1521		1533	1539			1547	1550
Adderley Park (ADD) d							1455											1555
Stechford (SCF) d							1458											1558
Lea Hall (LEH) d							1501											1601
Marston Green (MGN) d		1441					1505											1605
Birmingham International (BHI) a		1444	1452			1456	1508		1512	1515	1531		1544	1551				1608
Birmingham International (BHI) d		1445				1458			1513	1516	1533		1545					1558
Hampton-in-Arden (HIA) d		1448								1519			1548					
Berkswell (BKW) d		1453								1524			1553					
Tile Hill (THL) d		1457								1528			1557					
Canley (CNL) d		1500								1531			1600					
Coventry (COV) d		1504				1510			1523a	1535	1545		1604					1610
Rugby (RUG) a		1514								1545	1555		1614					
Northampton (NMP) a		1537								1607			1636					
Milton Keynes Central (MKC) a		1604								1631	1615		1703					
Watford Junction (WFJ) a		1634									1639s		1733					
London Euston (EUS) a		1650				1607				1715	1655		1749					1707

NOTES (see introductory pages for explanation of train operator codes and standard symbols)

- a Arrival time
- d Departure time
- s Stops to set down only
- B To Walsall
- D From Shrewsbury
- E From Manchester Piccadilly to Bournemouth
- F From Rugeley Trent Valley
- G From Chester
- H From Preston
- J From Liverpool Lime Street
- K From Aberystwyth
- L From Glasgow Central
- M From Aberystwyth/Pwllheli
- N From Manchester Piccadilly to Paignton
- P From Edinburgh
- Q From Manchester Piccadilly to Bristol Temple Meads

Wolverhampton to Birmingham, Coventry and Rugby

Sundays

Operator Days of operation/Notes 1st Class/Reservations/Bus Catering facilities	LM D	XC E 1 1/2 1/2	LM	VT L 1 1/2 1/2	LM J	VT 1 1/2 1/2	LM	AW M 1 1/2 1/2	XC Q 1 1/2 1/2	LM B	VT 1 1/2 1/2	LM F	LM D	XC E 1 1/2 1/2	LM	VT P 1 1/2 1/2	LM J	VT 1 1/2 1/2
Wolverhampton (WVH) 7 d	1533	1539		1545	1557			1611	1615	1618			1633	1639		1645	1657	
Tame Bridge Parkway (TAB) d																		
Coseley (CSY) d										1623								
Tipton (TIP) d										1626								
Dudley Port (DDP) d										1629								
Sandwell & Dudley (SAD) d				1556				1620		1633						1656		
Smethwick Galton Bridge (SGB) 7 d	1544				1610					1636			1644				1710	
Smethwick Rolfe Street (SMR) d										1638								
Birmingham New Street (BHM) 12 a	1551	1556		1606	1618			1632	1633	1645			1651	1656		1706	1718	
Birmingham New Street (BHM) 12 d		1603	1606	1617		1621	1633	1639			1647	1650		1703	1706	1717		1721
Adderley Park (ADD) d												1655						
Stechford (SCF) d												1658						
Lea Hall (LEH) d												1701						
Marston Green (MGN) d							1641					1705						
Birmingham International (BHI) a		1612	1615	1626		1631	1644	1655			1656	1708		1712	1715	1726		1731
Birmingham International (BHI) d		1613	1616	1628		1633	1645				1658			1713	1716	1728		1733
Hampton-in-Arden (HIA) d			1619				1648								1719			
Berkswell (BKW) d			1624				1653								1724			
Tile Hill (THL) d			1628				1657								1728			
Canley (CNL) d			1631				1700								1731			
Coventry (COV) d		1623a	1635	1640		1645	1704				1710			1723a	1735	1740		1745
Rugby (RUG) a			1645			1655	1714								1745			1755
Northampton (NMP) a			1707				1736								1807			
Milton Keynes Central (MKC) a			1731			1716	1803								1831			1816
Watford Junction (WFJ) a						1739s	1833											1839s
London Euston (EUS) 15 a			1815	1739		1755	1849				1807				1915	1839		1855

Operator Days of operation/Notes 1st Class/Reservations/Bus Catering facilities	LM	AW G	XC Q 1 1/2 1/2	LM B	VT L 1 1/2 1/2	LM F	LM D	XC E 1 1/2 1/2	LM	VT L 1 1/2 1/2	LM J	LM	AW M 1 1/2 1/2	XC Q 1 1/2 1/2	LM B	VT P 1 1/2 1/2	LM F	LM D
Wolverhampton (WVH) 7 d		1711	1715	1718			1733	1739		1745	1757		1811	1815	1818			1833
Tame Bridge Parkway (TAB) d																		
Coseley (CSY) d				1723											1823			
Tipton (TIP) d				1726											1826			
Dudley Port (DDP) d				1729											1829			
Sandwell & Dudley (SAD) d		1720		1733					1756				1820		1833			
Smethwick Galton Bridge (SGB) 7 d				1736		1744				1810					1836			1844
Smethwick Rolfe Street (SMR) d				1738											1838			
Birmingham New Street (BHM) 12 a		1731	1733	1745			1751	1756		1806	1818		1832	1833	1845			1851
Birmingham New Street (BHM) 12 d	1733	1739			1747	1750		1803	1806	1821		1834	1839			1847	1850	
Adderley Park (ADD) d						1755											1855	
Stechford (SCF) d						1758											1858	
Lea Hall (LEH) d						1801											1901	
Marston Green (MGN) d	1741					1805						1842					1905	
Birmingham International (BHI) a	1744	1752			1757	1808		1812	1815	1831		1845	1851			1856	1908	
Birmingham International (BHI) d	1745				1758			1813	1816	1833		1846				1858		
Hampton-in-Arden (HIA) d	1748								1819			1849						
Berkswell (BKW) d	1753								1824			1854						
Tile Hill (THL) d	1757								1828			1858						
Canley (CNL) d	1800								1831			1901						
Coventry (COV) d	1804				1810			1823a	1835	1845		1905				1910		
Rugby (RUG) a	1814								1845	1855		1915						
Northampton (NMP) a	1839								1907			1937						
Milton Keynes Central (MKC) a	1904								1931	1916		2004						
Watford Junction (WFJ) a	1934									1939s		2034						
London Euston (EUS) 15 a	1950				1907				2015	1955		2050				2007		

NOTES (see introductory pages for explanation of train operator codes and standard symbols)

- a Arrival time
- d Departure time
- s Stops to set down only
- B To Walsall
- D From Shrewsbury
- E From Manchester Piccadilly to Bournemouth
- F From Rugeley Trent Valley
- G From Chester
- J From Liverpool Lime Street
- L From Glasgow Central
- M From Aberystwyth/Pwllheli
- P From Edinburgh
- Q From Manchester Piccadilly to Bristol Temple Meads

Wolverhampton to Birmingham, Coventry and Rugby

Sundays

Operator Days of operation/Notes 1st Class/Reservations/Bus Catering facilities	XC E 1◇ ⚡	LM	VT P 1□ ⊗	LM J	LM	AW G ⚡	XC R 1◇ ⚡	LM B	VT 1□ ⊗	LM F	LM D	XC S 1◇ ⚡	LM	VT L 1□ ⊗	LM J	LM	AW M	LM B	
Wolverhampton (WVH) d	1839		1845	1857		1911	1915	1918			1933	1939		1945	1957		2011	2018	
Tame Bridge Parkway (TAB) d																			
Coseley (CSY) d								1923										2023	
Tipton (TIP) d								1926										2026	
Dudley Port (DDP) d								1929										2029	
Sandwell & Dudley (SAD) d			1856			1920		1933					1956				2020	2033	
Smethwick Galton Bridge (SGB) d				1910				1936			1944				2010			2036	
Smethwick Rolfe Street (SMR) d								1938										2038	
Birmingham New Street (BHM) a	1856		1906	1918		1932	1933	1945				1951	1956		2006	2018		2032	2045
Birmingham New Street (BHM) d	1903	1906	1921		1933	1939			1947	1950		2003	2006	2021		2034	2039		
Adderley Park (ADD) d										1955									
Stechford (SCF) d										1958									
Lea Hall (LEH) d										2001									
Marston Green (MGN) d					1940					2005							2042		
Birmingham International (BHI) a	1912	1915	1931		1944	1952			1956	2008		2012	2015	2030		2045	2052		
Birmingham International (BHI) d	1913	1916	1933		1944				1958			2013	2016	2033		2046			
Hampton-in-Arden (HIA) d		1919			1947								2018			2049			
Berkswell (BKW) d		1924			1952								2024			2054			
Tile Hill (THL) d		1928			1956								2028			2058			
Canley (CNL) d		1931			1959								2031			2101			
Coventry (COV) d	1923a	1935	1945		2003				2010			2023a	2035	2045		2105			
Rugby (RUG) a		1945	1955		2014								2045	2054		2115			
Northampton (NMP) a		2008			2037								2108			2137			
Milton Keynes Central (MKC) a		2032	2015										2142	2119					
Watford Junction (WFJ) a			2039s										2225	2149s					
London Euston (EUS) a		2124	2054						2107				2246	2207					

Operator Days of operation/Notes 1st Class/Reservations/Bus Catering facilities	LM F	LM D	XC T 1◇ ⚡	LM	VT P 1□ ⊗	LM J	LM	AW G	LM B	LM D	LM	AW U	LM J	VT 1□ ⊗	AW M	LM	LM B	XC R 1◇
Wolverhampton (WVH) d		2033	2039		2045	2057		2113	2118	2133		2153	2157	2204	2212		2218	2228
Tame Bridge Parkway (TAB) d																		
Coseley (CSY) d									2123								2223	
Tipton (TIP) d									2126								2226	
Dudley Port (DDP) d									2129								2229	
Sandwell & Dudley (SAD) d					2056			2122	2133			2202		2215	2221		2233	
Smethwick Galton Bridge (SGB) d		2044				2110			2136	2144			2210				2236	
Smethwick Rolfe Street (SMR) d									2138								2238	
Birmingham New Street (BHM) a		2051	2056		2105	2118		2133	2145	2151		2212	2218	2224	2232		2245	2249
Birmingham New Street (BHM) d	2048		2103	2106	2121		2136	2139			2210	2218		2230	2234	2237		
Adderley Park (ADD) d	2053			2111							2215					2242		
Stechford (SCF) d	2056			2115							2218					2245		
Lea Hall (LEH) d	2059			2118							2221					2248		
Marston Green (MGN) d	2103			2121			2144				2225					2252		
Birmingham International (BHI) a	2106		2113	2124	2130		2147	2150			2228	2231		2239	2249	2255		
Birmingham International (BHI) d			2113	2125	2133		2148				2228			2241		2256		
Hampton-in-Arden (HIA) d							2151				2231					2259		
Berkswell (BKW) d							2156				2236					2304		
Tile Hill (THL) d				2133			2200				2240					2308		
Canley (CNL) d							2203				2243					2311		
Coventry (COV) d			2124a	2138	2145		2208				2247			2253		2315		
Rugby (RUG) a				2148	2154		2219				2257			2302		2325		
Northampton (NMP) a				2211			2241				2319					2348		
Milton Keynes Central (MKC) a				2235	2229						2343			2337				
Watford Junction (WFJ) a				2316	2302s						0025			0008s				
London Euston (EUS) a				2338	2322						0046			0028				

NOTES (see introductory pages for explanation of train operator codes and standard symbols)

- a Arrival time
- d Departure time
- s Stops to set down only
- B To Walsall
- D From Shrewsbury
- E From Manchester Piccadilly to Bournemouth
- F From Rugeley Trent Valley
- G From Chester
- J From Liverpool Lime Street
- L From Glasgow Central
- M From Aberystwyth/Pwllheli
- P From Edinburgh
- R From Manchester Piccadilly
- S From Manchester Piccadilly to Southampton Central
- T From Manchester Piccadilly to Reading
- U From Holyhead

Wolverhampton to Birmingham, Coventry and Rugby

Sundays

Operator Days of operation/Notes 1st Class/Reservations/Bus Catering facilities	VT	VT	LM	LM	LM	LM	XC
	L	P	D		J	B	R
	1	1					1
	⊗	⊗					◇
Wolverhampton (WVH) 7 d	2232	2239	2245		2257	2303	2318
Tame Bridge Parkway (TAB) d							
Coseley (CSY) d						2308	
Tipton (TIP) d						2311	
Dudley Port (DDP) d						2314	
Sandwell & Dudley (SAD) d	2243		2254			2318	
Smethwick Galton Bridge (SGB) 7 d					2310	2321	
Smethwick Rolfe Street (SMR) d						2323	
Birmingham New Street (BHM) 12 a	2252	2257	2304		2318	2330	2334
Birmingham New Street (BHM) 12 d	2256			2314			
Adderley Park (ADD) d				2319			
Stechford (SCF) d				2324			
Lea Hall (LEH) d				2327			
Marston Green (MGN) d				2330			
Birmingham International (BHI) a	2311			2333			
Birmingham International (BHI) d	2312			2334			
Hampton-in-Arden (HIA) d				2337			
Berkswell (BKW) d				2342			
Tile Hill (THL) d				2347			
Canley (CNL) d				2350			
Coventry (COV) d	2324			2353a			
Rugby (RUG) a	2334						
Northampton (NMP) a	2356s						
Milton Keynes Central (MKC) a	0015s						
Watford Junction (WFJ) a	0045s						
London Euston (EUS) 15 a	0104						

NOTES (see introductory pages for explanation of train operator codes and standard symbols)

- a Arrival time
- d Departure time
- s Stops to set down only
- B To Walsall
- D From Shrewsbury
- J From Liverpool Lime Street
- L From Glasgow Central
- P From Edinburgh
- R From Manchester Piccadilly