

Leamington Spa to Warwick and Stratford-upon-Avon

Mondays to Fridays

Operator Days of operation/Notes	LM A	LM	CH B	CH C	LM E	LM F	LM G	CH D	CH	CH D	CH C	CH C	CH D	LM H	LM J	LM G	LM K	CH C
London Marylebone (MYB) d								0604		0631		0707	0735					0807
Leamington Spa (LMS)	d 0545	0555	0625	0658				0728	0739	0801	0806	0830	0901					0930
Warwick (WRW)	d 0549		0629	0703				0732	0744	0805	0811	0835	0905					0935
Warwick Parkway (WRP)	d 0552		0633	0706				0736		0808a		0838a	0908a					0938a
Hatton (HTN)	d 0556a		0638a	0711a				0741a	0752		0816a							
Claverdon (CLV)	d								0757									
Bearley (BER)	d								0803									
Wilmcote (WMC)	d				0639	0727			0807					0827		0927		
Stratford Parkway (STY)	d		0614		0642	0730	0739		0810					0830	0839	0930	0939	
Stratford-upon-Avon (SAV)	a		0617		0646	0734	0743		0813					0834	0846	0934	0943	

Operator Days of operation/Notes	CH	CH C	CH C	CH D	LM G	LM K	LM G	LM K	CH C	CH	CH C	CH C	CH D	LM G	LM J	LM G	LM K	CH C
London Marylebone (MYB) d			0902	0936					1002				1102	1136				1202
Leamington Spa (LMS)	d 0939	1003	1030	1100					1130	1139	1203	1230	1300					1330
Warwick (WRW)	d 0944	1008	1035	1104					1135	1144	1208	1235	1304					1335
Warwick Parkway (WRP)	d	1011	1038a	1107a					1138a		1211	1238a	1307a					1338a
Hatton (HTN)	d 0952	1016a								1152	1216a							
Claverdon (CLV)	d 0957									1157								
Bearley (BER)	d 1003									1203								
Wilmcote (WMC)	d 1007				1027		1127			1207				1227		1327		
Stratford Parkway (STY)	d 1010				1030	1039	1130	1139		1210				1230	1239	1330	1339	
Stratford-upon-Avon (SAV)	a 1013				1034	1046	1134	1143		1213				1234	1246	1334	1343	

Operator Days of operation/Notes	CH	CH D	CH C	CH D	LM G	LM K	LM G	LM K	CH C	CH	CH D	CH C	CH C	CH D	LM G	LM K	LM G	LM K
London Marylebone (MYB) d			1302	1336					1402		1436		1502	1536				
Leamington Spa (LMS)	d 1339	1402	1430	1500					1530	1540	1601	1606	1630	1700				
Warwick (WRW)	d 1344	1407	1435	1504					1535	1545	1606	1611	1635	1704				
Warwick Parkway (WRP)	d	1411	1438a	1507a					1538a		1609a		1638a	1707a				
Hatton (HTN)	d 1352	1416a								1553	1616a							
Claverdon (CLV)	d 1357									1558						1632		1732
Bearley (BER)	d 1403									1604						1637		1737
Wilmcote (WMC)	d 1407				1427		1527			1608				1627		1727		
Stratford Parkway (STY)	d 1410				1430	1439	1530	1539		1611				1630	1643	1730	1743	
Stratford-upon-Avon (SAV)	a 1413				1434	1446	1534	1543		1614				1634	1647	1734	1747	

Operator Days of operation/Notes	CH C	CH	CH C	CH C	CH L	CH D	LM G	LM K	LM G	CH L	CH	CH D	CH C	CH D	CH C	LM G	LM K	LM K
London Marylebone (MYB) d	1607		1637		1707	1737				1807		1837	1906	1936	2002			
Leamington Spa (LMS)	d 1730	1739	1801	1807	1830	1900				1930	1939	2000	2030	2100	2130			
Warwick (WRW)	d 1735	1744	1805	1812	1835	1904				1935	1944	2004	2035	2104	2135			
Warwick Parkway (WRP)	d 1738a		1808a		1838a	1907a				1938a		2009	2038a	2107a	2138a			
Hatton (HTN)	d	1752		1817a							1952	2014a						
Claverdon (CLV)	d	1757								1957								
Bearley (BER)	d 1803									2003								
Wilmcote (WMC)	d 1807						1827		1927	2007						2027	2113	2218
Stratford Parkway (STY)	d 1810						1830	1839	1930	2010						2030	2117	2222
Stratford-upon-Avon (SAV)	a 1813						1834	1847	1934	2013						2034	2121	2229

Operator Days of operation/Notes	CH D	CH	CH L	CH C	CH C	CH C	LM K
London Marylebone (MYB) d	2036		2102	2202	2230	2307	
Leamington Spa (LMS)	d 2200	2211	2230	2330	0001	0022	
Warwick (WRW)	d 2204	2216	2234	2334	0006	0026	
Warwick Parkway (WRP)	d 2207a		2239	2337a	0009a	0029a	
Hatton (HTN)	d	2224	2244a				
Claverdon (CLV)	d	2229					
Bearley (BER)	d	2235					
Wilmcote (WMC)	d	2239				2313	
Stratford Parkway (STY)	d	2242				2317	
Stratford-upon-Avon (SAV)	a	2246				2321	


For the complete service between London and Leamington Spa see table 113


NOTES (see introductory pages for explanation of train operator codes and standard symbols)


- a Arrival time
- d Departure time
- A To Worcester Foregate Street
- B From Bicester North to Birmingham Moor Street
- C To Birmingham Moor Street
- D To Birmingham Snow Hill
- E From Birmingham Snow Hill
- F From Birmingham Moor Street
- G From Kidderminster
- H From Stourbridge Junction
- J From Worcester Shrub Hill
- K From Worcester Foregate Street
- L To Stourbridge Junction


Leamington Spa to Warwick and Stratford-upon-Avon

Saturdays

Operator Days of operation/Notes	CH A	LM B	CH C	LM D	LM F	LM G	LM H	LM G	CH E	CH E	CH E	LM J	LM F	LM J	LM G	CH E	CH E	CH E
London Marylebone (MYB)  d									0702		0802					0902		0932
Leamington Spa (LMS) d	0620	0644	0725	0800					0830	0839	0926					1030	1039	1056
Warwick (WRW) d	0625	0648	0730	0804					0835	0844	0930					1038a	1044	1101
Warwick Parkway (WRP) d	0628a	0650	0734	0807					0838a		0934					1038a	1052	1104
Hatton (HTN) d		0654	0739a	0811a						0852	0939a						1052	1109a
Claverdon (CLV) d									0857				0932		1032		1057	
Bearley (BER) d									0902				0937		1037		1102	
Wilmcote (WMC) d					0718		0827		0907		0927		1027				1107	
Stratford Parkway (STY) d					0722	0737	0830	0838	0910		0930	0943	1030	1043			1110	
Stratford-upon-Avon (SAV) a					0726	0741	0834	0842	0913		0934	0947	1034	1047			1113	

Operator Days of operation/Notes	CH E	LM J	LM K	LM J	LM K	CH E	CH E	CH E	CH E	LM J	LM K	LM J	LM K	CH E	CH E	CH E	LM J	LM K
London Marylebone (MYB)  d	1002					1102		1202	1232					1302		1402		
Leamington Spa (LMS) d	1130					1228	1239	1330	1356					1430	1439	1530		
Warwick (WRW) d						1233	1244	1335	1401					1435	1444	1535		
Warwick Parkway (WRP) d	1138a					1237a		1338a	1404					1438a		1538a		
Hatton (HTN) d							1252		1409a									
Claverdon (CLV) d							1257								1452			
Bearley (BER) d							1302								1457			
Wilmcote (WMC) d		1127					1307			1327		1427			1502			
Stratford Parkway (STY) d		1130	1139	1228	1239		1310			1330	1339	1430	1443		1507		1527	
Stratford-upon-Avon (SAV) a		1134	1146	1232	1243		1313			1334	1346	1434	1447		1510		1530	1539

Operator Days of operation/Notes	LM J	LM K	CH E	CH E	CH E	CH E	CH E	LM J	LM K	LM J	LM K	CH E	CH E	CH E	CH E	LM J	LM J
London Marylebone (MYB)  d			1502		1532	1602	1632					1702		1732	1802	1832	
Leamington Spa (LMS) d			1630	1639	1656	1730	1800					1830	1839	1859	1929	1956	
Warwick (WRW) d				1644	1701	1805							1844	1904	1934	2001	
Warwick Parkway (WRP) d			1638a		1704	1738a	1808a					1838a		1907a	1937a	2004	
Hatton (HTN) d				1652	1710a								1852		2009a		
Claverdon (CLV) d		1632		1657				1732		1832		1857					
Bearley (BER) d		1637		1702				1737		1837		1902					
Wilmcote (WMC) d	1627			1707			1727		1827			1907				1927	2027
Stratford Parkway (STY) d	1630	1643		1710			1730	1743	1830	1843		1910				1930	2030
Stratford-upon-Avon (SAV) a	1634	1647		1713			1734	1747	1834	1847		1913				1934	2034

Operator Days of operation/Notes	CH E	CH E	CH L	CH E	CH E	CH E	LM J	CH E	LM J	LM K
London Marylebone (MYB)  d	1902		1932	2002	2032	2102		2202		
Leamington Spa (LMS) d	2030	2039	2100	2130	2157	2230		2327		
Warwick (WRW) d	2035	2044	2105	2135	2202			2332		
Warwick Parkway (WRP) d	2038a		2108a	2138a	2206	2238a		2335a		
Hatton (HTN) d		2052			2211a					
Claverdon (CLV) d		2057								
Bearley (BER) d		2102								
Wilmcote (WMC) d		2107					2127		2227	2313
Stratford Parkway (STY) d		2110					2130		2230	2316
Stratford-upon-Avon (SAV) a		2113					2134		2234	2320


NOTES (see introductory pages for explanation of train operator codes and standard symbols)


- a Arrival time
d Departure time

- A From Banbury to Birmingham Moor Street
B To Worcester Shrub Hill
C From High Wycombe to Birmingham Moor Street
D To Birmingham Snow Hill
E To Birmingham Moor Street
F From Birmingham Snow Hill
G From Worcester Shrub Hill
H From Stourbridge Junction
J From Kidderminster
K From Worcester Foregate Street
L To Stourbridge Junction

Leamington Spa to Warwick and Stratford-upon-Avon

Sundays

Operator Days of operation/Notes	CH A	LM B	LM B	CH A	CH	CH A	CH A	LM C	LM D	LM C	CH A	CH	CH A	CH A	LM C	LM C	CH A	CH
London Marylebone (MYB)  d	0800			0900		1000	1100				1200		1237	1300			1400	
Leamington Spa (LMS) d	0928			1031	1044	1127	1231				1327	1337	1357	1431			1527	1537
Warwick (WRW) d	0933			1037	1049	1131	1237				1331	1342	1401	1437			1531	1542
Warwick Parkway (WRP) d	0938			1041a		1135	1241a				1335		1404a	1441a			1535	
Hatton (HTN) d	0943a				1057	1140a					1340a	1350					1540a	1550
Claverdon (CLV) d																		
Bearley (BER) d																		
Wilmcote (WMC) d			1012		1107			1112	1212	1312		1400			1412	1512		1600
Stratford Parkway (STY) d		0908	1015		1110			1115	1215	1315		1403			1415	1515		1603
Stratford-upon-Avon (SAV) a		0911	1018		1113			1121	1218	1318		1406			1418	1518		1606

Operator Days of operation/Notes	CH A	LM C	LM C	CH A	CH	CH A	CH E	LM C	LM C	CH A	CH	CH E	CH A	CH A	CH A	CH A
London Marylebone (MYB)  d	1500			1600		1700	1737			1800		1837	1900	2000	2100	2208
Leamington Spa (LMS) d	1631			1727	1737	1827	1900			1927	1937	2000	2028	2132	2225	2329
Warwick (WRW) d	1637			1731	1742		1905			1931	1942	2005		2136	2231	2333
Warwick Parkway (WRP) d	1641a			1735		1836a	1908a			1935		2008a	2038a	2140	2235a	2336a
Hatton (HTN) d				1740a	1750					1940a	1950			2145a		
Claverdon (CLV) d																
Bearley (BER) d																
Wilmcote (WMC) d		1612	1712		1800			1812	1912		2000					
Stratford Parkway (STY) d		1615	1715		1803			1815	1915		2003					
Stratford-upon-Avon (SAV) a		1618	1718		1806			1818	1918		2006					


NOTES (see introductory pages for explanation of train operator codes and standard symbols)


a Arrival time
d Departure time


A To Birmingham Moor Street
B From Birmingham Snow Hill
C From Worcester Foregate Street
D From Worcester Shrub Hill
E To Stourbridge Junction


Stratford-upon-Avon and Warwick to Leamington Spa


Mondays to Fridays

Operator Days of operation/Notes	CH A	CH A	LM B	CH A	CH	CH D	LM C	LM B	LM D	CH A	LM C	CH A	LM B	CH A	CH A	CH A	CH A	LM C
Stratford-upon-Avon (SAV)	d		0608		0633		0643	0708			0743		0808				0833	0843
Stratford Parkway (STY)	d		0611		0637		0646	0711a			0746		0811a				0837	0846
Wilmcote (WMC)	d		0614		0640		0649a				0749a						0840	0849a
Bearley (BER)	d		0617		0644												0844	
Claverdon (CLV)	d		0622a		0650												0850	
Hatton (HTN)	d				0656							0744					0857	
Warwick Parkway (WRP)	d	0538	0608		0638		0710			0735	0741			0809	0842		0910	
Warwick (WRW)	d	0541	0611		0641	0703	0714			0738	0745		0751	0814	0846	0905	0914	
Leamington Spa (LMS)	a	0546	0616		0646	0707	0719			0743	0750		0757	0819	0851	0909	0920	
London Marylebone (MYB)  a		0710	0746		0807		0842					0913		0945	1022		1045	

Operator Days of operation/Notes	LM B	CH E	LM C	CH A	LM B	CH A	CH E	CH	CH A	LM C	LM B	CH A	LM C	LM B	CH A	CH E	CH	CH A
Stratford-upon-Avon (SAV)	d	0908		0943		1008		1033		1043	1105		1143	1208				1233
Stratford Parkway (STY)	d	0911a		0946		1011a		1037		1046	1109		1146	1211a				1237
Wilmcote (WMC)	d			0949a				1040		1049a	1112		1149a					1240
Bearley (BER)	d							1044			1115							1244
Claverdon (CLV)	d							1050			1120a							1250
Hatton (HTN)	d				0944			1056				1139						1256
Warwick Parkway (WRP)	d		0938			1011	1038		1110			1144			1210	1238		1310
Warwick (WRW)	d		0941		0950	1015	1042	1103	1114			1148			1214	1241	1304	1314
Leamington Spa (LMS)	a		0946		0956	1022	1048	1107	1120			1154			1219	1246	1309	1320
London Marylebone (MYB)  a			1120			1145	1219		1243						1343	1419		1443

Operator Days of operation/Notes	LM C	LM F	CH A	LM C	LM B	CH A	CH E	CH	CH A	LM C	LM B	CH E	LM C	LM B	CH A	CH E	CH	CH A
Stratford-upon-Avon (SAV)	d	1243	1308		1343	1406		1433		1443	1506		1543	1606				1633
Stratford Parkway (STY)	d	1246	1311a		1346	1410		1437		1446	1510		1546	1610				1637
Wilmcote (WMC)	d	1249a			1349a	1413a		1440		1449a	1513a		1549a	1613a				1640
Bearley (BER)	d							1444										1644
Claverdon (CLV)	d							1450										1650
Hatton (HTN)	d			1339				1456				1539						1656
Warwick Parkway (WRP)	d			1344		1410	1439		1510			1544			1610	1638		1711
Warwick (WRW)	d			1348		1414	1442	1503	1514			1548			1614	1642	1703	1714
Leamington Spa (LMS)	a			1354		1419	1448	1507	1520			1554			1619	1648	1707	1720
London Marylebone (MYB)  a						1543	1619		1646						1744	1826		1844

Operator Days of operation/Notes	LM C	LM B	CH E	LM C	CH A	CH A	LM B	CH E	CH	LM C	LM B	LM G	CH A	LM F	CH E	LM F	CH E	CH A
Stratford-upon-Avon (SAV)	d	1643	1708		1743		1806		1833	1843	1908			2001		2101		
Stratford Parkway (STY)	d	1646	1711a		1746		1810		1837	1846	1911a			2005		2105		
Wilmcote (WMC)	d	1649a			1749a				1840	1849a				2008a		2108a		
Bearley (BER)	d						1814		1844									
Claverdon (CLV)	d						1819a		1850									
Hatton (HTN)	d				1744	1806			1856			1926	1940					2144
Warwick Parkway (WRP)	d			1739		1811		1838				1930	1946		2040		2139	
Warwick (WRW)	d			1743		1750	1814	1841	1903			1935	1949		2044		2143	2150
Leamington Spa (LMS)	a			1749		1756	1819	1846	1907			1943	1954		2049		2148	2156
London Marylebone (MYB)  a				1927			1943	2026					2130		2227		2315	


Operator Days of operation/Notes	CH	LM F	LM H	CH J	CH K	LM H	LM L	CH TSM J
Stratford-upon-Avon (SAV)	d	2133	2201	2243		2314	2330	
Stratford Parkway (STY)	d	2137	2205	2247		2334		
Wilmcote (WMC)	d	2140	2208a	2250a		2337a		
Bearley (BER)	d	2144						
Claverdon (CLV)	d	2150						
Hatton (HTN)	d	2156			2244		2357	
Warwick Parkway (WRP)	d				2249		0001	0009
Warwick (WRW)	d	2203			2253	2333	0004	0013
Leamington Spa (LMS)	a	2207			2258	2337	0007	0018
London Marylebone (MYB)  a		2356						


NOTES (see introductory pages for explanation of train operator codes and standard symbols)


a	Arrival time	J	From Birmingham Snow Hill to Banbury
d	Departure time	K	To Banbury
		L	From Worcester Shrub Hill
A	From Birmingham Moor Street		
B	To Worcester Foregate Street		
C	To Kidderminster		
D	From Stourbridge Junction		
E	From Birmingham Snow Hill		
F	To Worcester Shrub Hill		
G	From Worcester Foregate Street		
H	To Birmingham Snow Hill		
		TSM	Tuesday to Saturday mornings


Stratford-upon-Avon and Warwick to Leamington Spa

Saturdays

Operator Days of operation/Notes	CH A	LM B	CH A	CH A	CH A	CH A	LM B	LM C	CH A	LM B	LM C	CH D	CH A	CH A	CH A	LM B	LM C	LM B	LM C	
Stratford-upon-Avon (SAV)	d	0643				0731		0743	0808		0843	0908			0931		0943	1006	1043	1106
Stratford Parkway (STY)	d	0646				0736		0746	0811a		0846	0911a			0936		0946	1010	1046	1110
Wilmcote (WMC)	d	0649a				0740		0749a			0849a				0940		0949a		1049a	
Bearley (BER)	d					0744									0944			1014		1114
Claverdon (CLV)	d					0749									0949			1019a		1119a
Hatton (HTN)	d	0638				0756								0938	0956					
Warwick Parkway (WRP)	d	0643		0710	0740		0809			0840			0911	0943		1010				
Warwick (WRW)	d	0646		0714	0744	0803	0813			0844			0915	0946	1003	1014				
Leamington Spa (LMS)	a	0651		0719	0749	0807	0818			0849			0920	0951	1007	1019				
London Marylebone (MYB)  a		0815		0845	0917		0946			1015			1045	1125		1145				

Operator Days of operation/Notes	CH A	CH A	CH A	LM B	LM C	CH A	LM B	LM C	CH A	CH A	CH A	LM B	LM C	LM B	LM C	CH A	CH A	CH A	CH A	
Stratford-upon-Avon (SAV)	d	1131		1143	1208		1243	1308		1331		1343	1408	1443	1508				1531	
Stratford Parkway (STY)	d	1136		1146	1211a		1246	1311a		1336		1346	1411a	1446	1511a				1536	
Wilmcote (WMC)	d	1140		1149a			1249a			1340		1349a		1449a					1540	
Bearley (BER)	d	1144								1344									1544	
Claverdon (CLV)	d	1149								1349									1549	
Hatton (HTN)	d	1156				1238				1356								1538	1556	
Warwick Parkway (WRP)	d	1110	1210			1243			1310	1410						1510	1543		1610	
Warwick (WRW)	d	1115	1203	1214		1246			1315	1403	1414					1514	1546	1603	1614	
Leamington Spa (LMS)	a	1120	1207	1219		1251			1320	1407	1419					1519	1551	1607	1619	
London Marylebone (MYB)  a		1245		1345		1415			1445		1545					1645	1715		1745	

Operator Days of operation/Notes	LM B	LM C	LM B	LM C	CH A	CH A	CH A	LM B	LM C	CH A	LM B	LM C	CH A	CH A	CH A	CH A	LM B	CH A	LM E
Stratford-upon-Avon (SAV)	d	1543	1608	1643	1706		1731		1743	1806		1843	1908			1931		1943	2043
Stratford Parkway (STY)	d	1546	1611a	1646	1710		1736		1746	1810		1846	1911a			1936		1946	2046
Wilmcote (WMC)	d	1549a		1649a			1740		1749a			1849a				1940		1949a	2049a
Bearley (BER)	d				1714		1744			1814						1944			
Claverdon (CLV)	d				1719a		1749			1819a						1949			
Hatton (HTN)	d					1756				1838						1956			
Warwick Parkway (WRP)	d				1710		1810			1843			1910	1940		2010		2040	
Warwick (WRW)	d				1714	1803	1814			1846			1914	1944	2003	2014		2044	
Leamington Spa (LMS)	a				1719	1807	1819			1851			1919	1949	2007	2019		2049	
London Marylebone (MYB)  a					1845		1945			2015			2045	2115		2145		2215	

Operator Days of operation/Notes	CH A	LM F	CH G	LM H	CH J	LM E	LM K	LM SUM A
Stratford-upon-Avon (SAV)	d	2143	2215	2243		2330		
Stratford Parkway (STY)	d	2146		2247		2333		
Wilmcote (WMC)	d	2149a		2250a		2336a		
Bearley (BER)	d							
Claverdon (CLV)	d							
Hatton (HTN)	d	2138		2229		2247	2332	0012
Warwick Parkway (WRP)	d	2143				2253	2335	0015
Warwick (WRW)	d	2146		2236		2257	2338	0018
Leamington Spa (LMS)	a	2151		2241		2303	2343	0024
London Marylebone (MYB)  a		2355						

NOTES (see introductory pages for explanation of train operator codes and standard symbols)

a Arrival time

d Departure time

A From Birmingham Moor Street

B To Kidderminster

C To Worcester Foregate Street

D From Stourbridge Junction

E To Birmingham Snow Hill

F To Worcester Shrub Hill

G To Banbury

H To Birmingham Moor Street


J From Birmingham Moor Street to Banbury


K From Worcester Shrub Hill

SUM Sunday mornings

Stratford-upon-Avon and Warwick to Leamington Spa

Sundays

Operator Days of operation/Notes	CH A	CH A	LM B	CH A	CH	CH A	LM B	CH C	CH A	LM B	CH C	CH A	LM B	CH	CH A	LM B	CH A	LM B
Stratford-upon-Avon (SAV)	d		0926		0936		1026			1126			1226	1236		1326		1426
Stratford Parkway (STY)	d		0930		0940		1030			1130			1230	1240		1330		1430
Wilmcote (WMC)	d		0933a		0943		1033a			1133a			1233a	1243		1333a		1433a
Bearley (BER)	d																	
Claverdon (CLV)	d																	
Hatton (HTN)	d		0910		0954				1059					1254	1304			
Warwick Parkway (WRP)	d	0852	0915		0937		1009		1038	1105		1138	1204		1310		1405	
Warwick (WRW)	d	0855	0918		0941	1001	1014		1042	1108		1142	1209		1301	1315		1410
Leamington Spa (LMS)	a	0900	0923		0946	1006	1020		1047	1113		1147	1213		1306	1320		1415
London Marylebone (MYB)  a	a	1015	1052		1110		1148		1210	1248		1310	1348		1447		1547	

Operator Days of operation/Notes	CH	CH A	LM B	CH A	CH A	LM B	CH	CH A	LM D	CH A	LM D	CH	CH A	LM B	CH A	CH E	CH A	
Stratford-upon-Avon (SAV)	d	1436		1526			1626	1636		1726		1826	1836		1926		2036	
Stratford Parkway (STY)	d	1440		1530			1630	1640		1730		1830	1840		1930		2040	
Wilmcote (WMC)	d	1443		1533a			1633a	1643		1733a		1833a	1843		1933		2043	
Bearley (BER)	d																	
Claverdon (CLV)	d																	
Hatton (HTN)	d	1454	1504				1654	1704				1854	1904			2054	2141	
Warwick Parkway (WRP)	d		1510		1537	1605		1710		1804			1910		2042		2146	
Warwick (WRW)	d	1501	1515		1541	1609		1701	1715		1809		1901	1915		2046	2101	2149
Leamington Spa (LMS)	a	1506	1519		1545	1614		1706	1719		1813		1906	1919		2050	2107	2154
London Marylebone (MYB)  a	a		1647		1715	1747			1848		1947			2047		2211		2352

NOTES (see introductory pages for explanation of train operator codes and standard symbols)

- a Arrival time
- d Departure time
- A From Birmingham Moor Street
- B To Worcester Foregate Street
- C From Stourbridge Junction
- D To Worcester Shrub Hill
- E To Banbury