

London to Putney, Hounslow, Richmond, Twickenham and Kingston

**Mondays to Fridays**

Operator Train ID Days of operation/Notes	SW	SW	SW	SW	SW		SW	SW	SW	SW	SW	SW	SW	SW	SW	SW	SW	
	2V71	2C79	2U79	2O77	2O79		2O75	1S77	2C79	2S79	2U79	2O77	2O77	2U79	2Y03	2S05	2C05	
	MO	MO	N	MO	MO		MX	MX	L	MX	N	MX	C	MX	B	J	J	N
London Waterloo (WAT)	15			0003	0018							0003	0001	0003		0522	0526	
Vauxhall (VXH)				0007	0022						0002	0007	0005	0008		0526	0530	
Queenstown Rd.(Battersea) (QRB)				0010								0010	0008			0529		
Clapham Junction (CLJ)	10			0013	0028					0002	0008	0013	0011	0014	0506	0532	0536	
Wandsworth Town (WNT)				0016						0005		0016	0014		0509	0535		
Putney (PUT)				0019	0032					0008	0012	0019	0017	0018	0512	0538		
Barnes (BNS)			0003	0022						0012		0022	0022		0515	0542		
Barnes Bridge (BNI)										0014						0544		
Chiswick (CHK)										0017						0547		
Kew Bridge (KWB)										0020						0550		
Brentford (BFD)										0023						0553		
Syon Lane (SYL)										0025						0555		
Isleworth (ISL)										0027						0557		
Hounslow (HOU)								0002		0030a						0602		
Mortlake (MTL)			0005	0024								0024	0025		0517			
North Sheen (NSH)			0007	0026								0026	0027		0519			
Richmond (RMD)			0010	0029	0038				0006		0018	0029	0029	0024	0522		0544	
St Margarets (SMG)			0012	0031			0001					0031	0032		0524			
Twickenham (TWI)		0012h	0003	0015	0034	0042		0004		0010		0022	0034	0034	0028	0527	0548	
Whitton (WTN)		0002		0018								0025			0031	0530		
Feltham (FEL)	a		0008	0022				0008	0016		0029			0035	0534	0609	0554	
Ashford (Surrey) (AFS)	a			0026				0012			0033			0039	0538	0613		
Staines (SNS)	a		0015	0030				0016	0022		0037			0043	0542	0617	0601	
Strawberry Hill (STW)	a	0015			0037	0045s		0007					0037	0038				
Teddington (TED)	a	0019				0049s		0011										
Hampton Wick (HMW)	a	0022				0052s		0013										
Kingston (KNG)	a	0024				0054		0015										

Operator Train ID Days of operation/Notes	SW	SW	SW	SW	SW	SW	SW	SW	SW	SW	SW	SW	SW	SW	SW	SW	SW	
	2O03	2C07	2R03	2U07	2S07	2H85	2O05	2R05	2H87	2C09	2V05	2S09	2O07	2U09	2R07	2H89	2C11	
	W	N	H	F	J	G	W	H	G	N	M	J	W	F	H	G	N	
London Waterloo (WAT)	15	0530	0550			0552	0557	0600		0615	0620		0622	0630	0633		0645	0650
Vauxhall (VXH)		0534				0556	0601	0604		0619			0626	0634	0637		0649	
Queenstown Rd.(Battersea) (QRB)		0537				0559	0607	0607					0629	0637				
Clapham Junction (CLJ)	10	0540	0558			0602	0607	0610		0625	0628		0632	0640	0643		0655	0658
Wandsworth Town (WNT)		0543				0605	0613	0613		0627			0635	0643			0657	
Putney (PUT)		0546				0608	0611	0616		0630			0638	0646	0647		0700	
Barnes (BNS)		0551				0612	0621	0621		0635			0642	0651			0705	
Barnes Bridge (BNI)						0614							0644				0707	
Chiswick (CHK)						0617							0647				0709	
Kew Bridge (KWB)						0620							0650					
Brentford (BFD)						0623							0653					
Syon Lane (SYL)						0625							0655					
Isleworth (ISL)						0627							0657					
Hounslow (HOU)				0628a		0632			0658a		0648	0702			0728a			
Mortlake (MTL)		0554						0624		0637				0654			0707	
North Sheen (NSH)		0556						0626		0639				0656			0709	
Richmond (RMD)		0558	0606			0617	0628	0628		0642	0636			0658	0653		0712	0706
St Margarets (SMG)		0601					0631	0644						0701			0714	
Twickenham (TWI)		0603	0610	0615	0627		0621	0633	0647	0651e	0640			0703	0657	0717	0721e	0710
Whitton (WTN)				0620	0630				0650			0653a			0700	0720		
Feltham (FEL)	a		0616		0634	0638					0646		0708		0704			0716
Ashford (Surrey) (AFS)	a				0638	0642							0712		0708			
Staines (SNS)	a		0622		0641	0646					0652		0716		0711			0722
Strawberry Hill (STW)	a	0607					0624	0637		0654					0707		0724	
Teddington (TED)	a	0610						0640							0710			
Hampton Wick (HMW)	a	0614						0644							0714			
Kingston (KNG)	a	0616						0646							0716			

For the complete service between Teddington, Kingston and London via Wimbledon see table 161

NOTES (see introductory pages for explanation of train operator codes and standard symbols)

- a Arrival time
- d Departure time
- s Stops to set down only
- e Arrives 5 minutes earlier
- h Arrives 7 minutes earlier
- L To Woking, see table 151
- M To Waterloo via Mortlake
- N To Reading, see table 151
- W To Waterloo via Wimbledon, see table 161
- MO Mondays only
- MX Not Mondays
- A Runs until 7 September
- B Runs from 12 September
- C Runs until 8 September
- F To Windsor & Eton Riverside, see table 151
- G To Shepperton, see table 161
- H To Waterloo via Hounslow
- J To Weybridge, see table 151

London to Putney, Hounslow, Richmond, Twickenham and Kingston

**Mondays to Fridays**

Operator Train ID Days of operation/Notes		SW 2S11 J	SW 2O09 W	SW 2U11 F	SW 2R09 H	SW 2C13 N	SW 2S13 J	SW 2O11 W	SW 2U13 F	SW 2V11 M	SW 2R11 H	SW 2C15 N	SW 2S15 J	SW 2O13 W	SW 2U15 F	SW 2V13 M	SW 2H91	SW 2R13 H
London Waterloo (WAT)	15 d	0652	0700	0703	0715	0720	0722	0730	0733	0737	0745	0750	0752	0800	0803	0807	0813	0815
Vauxhall (VXH)	⊖ d	0656	0704	0707	0719		0726	0734	0737	0741	0749		0756	0804	0807	0811	0817	0820
Queenstown Rd.(Battersea) (QRB)	d	0659	0707				0729	0737					0759	0807				
Clapham Junction (CLJ)	10 d	0702	0710	0713	0725	0728	0732	0740	0743	0747	0755	0758	0802	0810	0813	0817	0823	0826
Wandsworth Town (WNT)	d	0705	0713		0727		0735	0743		0749	0757		0806	0813		0819		0828
Putney (PUT)	d	0708	0716	0717	0730		0738	0746	0747	0752	0800		0809	0816	0817	0822	0827	0831
Barnes (BNS)	d	0712	0721		0735		0744c	0751		0801g	0805		0813	0821		0829f		0835
Barnes Bridge (BNI)	d	0714					0746			0803			0815			0831		
Chiswick (CHK)	d	0717					0749			0806			0819			0834		
Kew Bridge (KWB)	d	0720					0751			0808			0821			0836		
Brentford (BFD)	d	0723					0754			0811			0824			0839		
Syon Lane (SYL)	d	0725					0756			0813			0826			0841		
Isleworth (ISL)	d	0727					0758			0815			0828			0843		
Hounslow (HOU)	d	0732			0758a		0802			0819	0828a		0832			0848		0858a
Mortlake (MTL)	d		0724		0737			0754			0807			0824				0837
North Sheen (NSH)	d		0726		0739			0756			0809			0826				0839
Richmond (RMD)	⊖ d		0728	0723	0742	0736		0758	0753		0812	0806		0828	0823		0833	0842
St Margarets (SMG)	d		0731		0744			0801			0814			0831				0844
Twickenham (TWI)	d		0733		0727	0747	0742		0803	0757		0810		0833	0827		0837	0847
Whitton (WTN)	d			0730	0750				0800	0823	0820				0830	0854		0850
Feltham (FEL)	a	0738		0734		0747	0808		0804			0816	0838		0834			
Ashford (Surrey) (AFS)	a	0742		0738			0812		0808				0842		0838			
Staines (SNS)	a	0746		0741		0754	0816		0811			0822	0846		0841			
Strawberry Hill (STW)	a		0737					0807						0837			0842	
Teddington (TED)	a		0740					0810						0840				
Hampton Wick (HMW)	a		0743					0814						0844				
Kingston (KNG)	a		0745					0816						0846				

Operator Train ID Days of operation/Notes		SW 2C17 N	SW 2S17 J	SW 2O15 W	SW 2U17 F	SW 2V15 M	SW 2R15 H	SW 2C19 N	SW 2S19 J	SW 2O17 W	SW 2U19 F	SW 2V17 M	SW 2R17 H	SW 2C21 N	SW 2S21 J	SW 2O19 W	SW 2U21 F	SW 2C23 N
London Waterloo (WAT)	15 d	0820	0822	0830	0833	0837	0845	0850	0852	0900	0903	0907	0915	0920	0922	0930	0933	0950
Vauxhall (VXH)	⊖ d		0827	0834	0837	0841	0849		0857	0904	0907	0911	0920		0926	0934	0937	
Queenstown Rd.(Battersea) (QRB)	d		0831	0837					0900	0907					0929	0937		
Clapham Junction (CLJ)	10 d	0828	0835	0840	0843	0847	0855	0858	0903	0910	0913	0917	0925	0928	0932	0940	0943	0958
Wandsworth Town (WNT)	d		0838	0843		0849	0857		0906	0913		0919	0928		0935	0943		
Putney (PUT)	d		0841	0846	0847	0852	0900		0909	0916	0917	0922	0931		0938	0946	0947	
Barnes (BNS)	d		0843	0851		0857	0905		0912	0921		0926	0935		0942	0951		
Barnes Bridge (BNI)	d		0845			0859			0914			0928			0944			
Chiswick (CHK)	d		0847			0901			0917			0931			0947			
Kew Bridge (KWB)	d		0851			0904			0920			0934			0950			
Brentford (BFD)	d		0854			0907			0923			0937			0953			
Syon Lane (SYL)	d		0856			0909			0925			0939			0955			
Isleworth (ISL)	d		0858			0911			0927			0941			0957			
Hounslow (HOU)	d		0902			0918f	0928a		0932			0946	0958a		1002			
Mortlake (MTL)	d			0854			0907			0924			0937			0954		
North Sheen (NSH)	d			0856			0909			0926			0939			0956		
Richmond (RMD)	⊖ d	0836		0858	0853		0912	0906		0928	0923		0942	0936		0958	0953	1006
St Margarets (SMG)	d			0901			0914			0931			0944			1001		
Twickenham (TWI)	d	0840		0903		0857	0917	0910		0933	0927		0947	0940		1003	0957	1010
Whitton (WTN)	d				0900	0925	0920				0930	0951	0950				1000	
Feltham (FEL)	a	0846	0908		0904			0916	0938		0934			0946	1008		1004	1016
Ashford (Surrey) (AFS)	a		0912		0908				0942		0938				1012		1008	
Staines (SNS)	a	0852	0916		0911			0922	0946		0941			0953	1016		1011	1022
Strawberry Hill (STW)	a			0907						0937							1007	
Teddington (TED)	a			0910						0940							1010	
Hampton Wick (HMW)	a			0914						0944							1014	
Kingston (KNG)	a			0916						0946							1016	

NOTES (see introductory pages for explanation of train operator codes and standard symbols)

- a Arrival time
- d Departure time
- c Arrives 3 minutes earlier
- f Arrives 4 minutes earlier
- g Arrives 6 minutes earlier
  
- F To Windsor & Eton Riverside, see table 151
- H To Waterloo via Hounslow
- J To Weybridge, see table 151
- M To Waterloo via Mortlake
- N To Reading, see table 151
- W To Waterloo via Wimbledon, see table 161

## London to Putney, Hounslow, Richmond, Twickenham and Kingston

## Mondays to Fridays

Operator Train ID Days of operation/Notes	SW	SW	SW	SW	SW	SW	SW	SW	SW	SW	SW	SW	SW	SW	SW	SW	SW	
	2S23 J	2021 W	2U23 F	2C25 N	2S25 J	2O23 W	2U25 F	2C27 N	2S27 J	2O25 W	2U27 F	2C29 N	2S29 J	2O27 W	2U29 F	2C31 N	2S31 J	
London Waterloo (WAT)	0952	1000	1003	1020	1022	1030	1033	1050	1052	1100	1103	1120	1122	1130	1133	1150	1152	
Vauxhall (VXH)	0956	1004	1007		1026	1034	1037		1056	1104	1107		1126	1134	1137		1156	
Queenstown Rd.(Battersea) (QRB)	0959	1007			1029	1037			1059	1107			1129	1137			1159	
Clapham Junction (CLJ)	1002	1010	1013	1028	1032	1040	1043	1058	1102	1110	1113	1128	1132	1145	1143	1158	1202	
Wandsworth Town (WNT)	1005	1013			1035	1043			1105	1113			1135	1147			1205	
Putney (PUT)	1008	1016	1017		1038	1046	1047		1108	1116	1117		1138	1150	1147		1208	
Barnes (BNS)	1013	1021			1042	1051			1112	1121			1142	1153			1212	
Barnes Bridge (BNI)	1015				1044				1114				1144				1214	
Chiswick (CHK)	1018				1047				1117				1147				1217	
Kew Bridge (KWB)	1021				1050				1120				1150				1220	
Brentford (BFD)	1024				1053				1123				1153				1223	
Syon Lane (SYL)	1026				1055				1125				1155				1225	
Isleworth (ISL)	1028				1057				1127				1157				1227	
Hounslow (HOU)	1032				1102				1132				1202				1232	
Mortlake (MTL)		1024				1054				1124						1156		
North Sheen (NSH)		1026				1056				1126						1158		
Richmond (RMD)		1028	1023	1036		1058	1053	1107		1128	1123	1136		1200	1153	1206		
St Margarets (SMG)		1031				1101				1131				1203				
Twickenham (TWI)		1033	1027	1040		1103	1057	1111		1133	1127	1140		1205	1157	1210		
Whitton (WTN)			1030				1100				1130			1200				
Feltham (FEL)	a	1038		1034	1046	1108		1104	1116	1138		1134	1146	1208		1204	1216	1238
Ashford (Surrey) (AFS)	a	1042		1038		1112		1108		1142		1138		1212		1208		1242
Staines (SNS)	a	1046		1041	1052	1116		1111	1123	1146		1141	1153	1216		1211	1222	1246
Strawberry Hill (STW)	a		1037				1107				1137					1209		
Teddington (TED)	a		1040				1110				1140					1212		
Hampton Wick (HMW)	a		1044				1114				1144					1215		
Kingston (KNG)	a		1046				1116				1146					1217		

Operator Train ID Days of operation/Notes	SW	SW	SW	SW	SW	SW	SW	SW	SW	SW	SW	SW	SW	SW	SW	SW	SW	
	2O29 W	2U31 F	2C33 N	2S33 J	2O31 W	2U33 F	2C35 N	2S35 J	2O33 W	2U35 F	2C37 N	2S37 J	2O35 W	2U37 F	2C39 N	2S39 J	2O37 W	
London Waterloo (WAT)	1200	1203	1220	1222	1230	1233	1250	1252	1300	1303	1320	1322	1330	1333	1350	1352	1400	
Vauxhall (VXH)	1204	1207			1226	1234	1237		1256	1304	1307		1326	1334	1337		1356	1404
Queenstown Rd.(Battersea) (QRB)	1207				1229	1237			1259	1307			1329	1337			1359	1407
Clapham Junction (CLJ)	1214	1213	1228	1232	1240	1243	1258	1302	1310	1313	1328	1332	1340	1343	1358	1402	1415	
Wandsworth Town (WNT)	1217				1235	1243			1305	1313			1335	1343			1405	1417
Putney (PUT)	1220	1217			1238	1246	1247		1308	1316	1317		1338	1346	1347		1408	1420
Barnes (BNS)	1223				1242	1251			1312	1321			1342	1351			1412	1424
Barnes Bridge (BNI)					1244				1314				1344				1414	
Chiswick (CHK)					1247				1317				1347				1417	
Kew Bridge (KWB)					1250				1320				1350				1420	
Brentford (BFD)					1253				1323				1353				1423	
Syon Lane (SYL)					1255				1325				1355				1425	
Isleworth (ISL)					1257				1327				1357				1427	
Hounslow (HOU)					1302				1332				1402				1432	
Mortlake (MTL)	d	1225				1254				1324				1354				1426
North Sheen (NSH)	d	1227				1256				1326				1356				1428
Richmond (RMD)	d	1230	1223	1236		1258	1253	1306		1328	1323	1336		1358	1353	1406		1431
St Margarets (SMG)	d	1232				1301				1331				1401				1433
Twickenham (TWI)	d	1235	1227	1240		1303	1257	1310		1333	1327	1340		1403	1357	1410		1436
Whitton (WTN)	d		1230				1300				1330				1400			
Feltham (FEL)	a		1234	1246	1308		1304	1316	1338		1334	1346	1408		1404	1416	1439	
Ashford (Surrey) (AFS)	a		1238		1311		1308		1342		1338		1412		1408		1443	
Staines (SNS)	a		1241	1252	1316		1311	1324	1346		1341	1352	1416		1411	1423	1447	
Strawberry Hill (STW)	a	1238				1307				1337				1407				1439
Teddington (TED)	a	1242				1310				1340				1410				1443
Hampton Wick (HMW)	a	1245				1314				1344				1414				1446
Kingston (KNG)	a	1247				1316				1346				1416				1448

NOTES (see introductory pages for explanation of train operator codes and standard symbols)

- a Arrival time  
d Departure time  
F To Windsor & Eton Riverside, see table 151  
J To Weybridge, see table 151  
N To Reading, see table 151  
W To Waterloo via Wimbledon, see table 161

## London to Putney, Hounslow, Richmond, Twickenham and Kingston

## Mondays to Fridays

Operator Train ID Days of operation/Notes	SW	SW	SW	SW	SW	SW	SW	SW	SW	SW	SW	SW	SW	SW	SW	SW	SW	SW
	2U39 F	2C41 N	2S41 J	2O39 W	2U41 F	2C43 N	2S43 J	2O41 W	2U43 F	2V41 M	2R41 H	2C45 N	2S45 J	2O43 W	2U45 F	2V43 M	2R43 H	
London Waterloo (WAT)	1403	1420	1422	1430	1433	1450	1452	1500	1503	1507	1515	1520	1522	1530	1533	1537	1545	
Vauxhall (VXH)	1407		1426	1434	1437		1456	1504	1507	1511	1519		1526	1534	1537	1541	1549	
Queenstown Rd.(Battersea) (QRB)			1429	1437			1459	1507					1529	1537				
Clapham Junction (CLJ)	1413	1428	1432	1440	1443	1458	1502	1510	1513	1517	1525	1528	1532	1540	1543	1547	1555	
Wandsworth Town (WNT)			1435	1443			1505	1513		1519	1527		1535	1543		1549	1557	
Putney (PUT)	1417		1438	1446	1447		1508	1516	1517	1522	1530		1538	1546	1547	1552	1600	
Barnes (BNS)			1442	1451			1512	1521		1527	1535		1542	1551		1557	1605	
Barnes Bridge (BNI)			1444				1514			1529			1544			1559		
Chiswick (CHK)			1447				1517			1532			1547			1602		
Kew Bridge (KWB)			1450				1520			1535			1550			1605		
Brentford (BFD)			1453				1523			1538			1553			1608		
Syon Lane (SYL)			1455				1525			1540			1555			1610		
Isleworth (ISL)			1457				1527			1542			1557			1612		
Hounslow (HOU)			1502				1532			1548c	1558a		1602			1618c	1628a	
Mortlake (MTL)				1454				1524					1537			1554	1607	
North Sheen (NSH)				1456				1526					1539			1556	1609	
Richmond (RMD)	1424	1436		1458	1453	1506		1528	1523		1542	1536		1558	1553		1612	
St Margarets (SMG)				1501				1531			1544			1601			1614	
Twickenham (TWI)	1428	1440		1503	1457	1510		1533		1527	1547	1540		1603	1557		1617	
Whitton (WTN)	1431				1500					1530	1553	1550			1600	1623	1620	
Feltham (FEL)	1435	1446	1508		1504	1516	1538		1534			1546	1608		1604			
Ashford (Surrey) (AFS)	1439		1512		1508		1542		1538				1612		1608			
Staines (SNS)	1443	1452	1516		1511	1522	1546		1541			1552	1616		1611			
Strawberry Hill (STW)				1507				1537							1607			
Teddington (TED)				1510				1540							1610			
Hampton Wick (HMW)				1514				1544							1614			
Kingston (KNG)				1516				1546							1616			

Operator Train ID Days of operation/Notes	SW	SW	SW	SW	SW	SW	SW	SW	SW	SW	SW	SW	SW	SW	SW	SW	SW	SW
	2C47 N	2S47 J	2O45 W	2U47 F	2V45 M	2R45 H	2C49 N	2S49 J	2O47 W	2U49 F	2V47 M	2R47 H	2C51 N	2S51 J	2O49 W	2U51 F	2V49 M	
London Waterloo (WAT)	1550	1552	1600	1603	1607	1615	1620	1622	1630	1633	1637	1645	1650	1652	1700	1703	1707	
Vauxhall (VXH)		1556	1604	1607	1611	1619		1626	1634	1637	1641	1649		1656	1704	1707	1711	
Queenstown Rd.(Battersea) (QRB)		1559	1607					1629	1637					1659	1707			
Clapham Junction (CLJ)	1558	1602	1610	1613	1617	1625	1628	1632	1640	1643	1647	1655	1658	1702	1710	1713	1717	
Wandsworth Town (WNT)		1605	1613		1619	1627		1635	1643		1649	1657		1705	1713		1719	
Putney (PUT)		1608	1616	1617	1622	1630		1638	1646	1647	1652	1700		1708	1716	1717	1722	
Barnes (BNS)		1612	1621		1627	1635		1642	1651		1657	1705		1713	1721		1727	
Barnes Bridge (BNI)		1614			1629			1644			1659			1715			1729	
Chiswick (CHK)		1617			1632			1647			1702			1718			1732	
Kew Bridge (KWB)		1620			1634			1650			1705			1720			1735	
Brentford (BFD)		1623			1637			1653			1708			1723			1738	
Syon Lane (SYL)		1625			1639			1655			1710			1725			1740	
Isleworth (ISL)		1627			1641			1657			1712			1728			1742	
Hounslow (HOU)		1632			1648f	1658a		1702			1715	1728a		1732			1746	
Mortlake (MTL)			1624			1637			1654			1707			1724			
North Sheen (NSH)			1626			1639			1656			1709			1726			
Richmond (RMD)	1606		1628	1623		1642	1636		1658	1653		1712	1706		1728	1723		
St Margarets (SMG)			1631			1644			1701			1714			1731			
Twickenham (TWI)	1610		1633	1627		1647	1640		1703	1657		1717	1710		1733	1727		
Whitton (WTN)			1630	1652	1650					1700	1722	1720				1730	1754	
Feltham (FEL)	1616	1638		1634			1646	1708		1704			1716	1738		1734		
Ashford (Surrey) (AFS)		1642		1638				1712		1708				1742		1738		
Staines (SNS)	1623	1646		1641			1652	1716		1711			1722	1746		1741		
Strawberry Hill (STW)			1637						1707						1737			
Teddington (TED)			1640						1710						1740			
Hampton Wick (HMW)			1644						1714						1744			
Kingston (KNG)			1646						1716						1746			

NOTES (see introductory pages for explanation of train operator codes and standard symbols)

- a Arrival time  
d Departure time  
c Arrives 3 minutes earlier  
f Arrives 4 minutes earlier

- F To Windsor & Eton Riverside, see table 151  
H To Waterloo via Hounslow  
J To Weybridge, see table 151  
M To Waterloo via Mortlake  
N To Reading, see table 151  
W To Waterloo via Wimbledon, see table 161

## London to Putney, Hounslow, Richmond, Twickenham and Kingston

## Mondays to Fridays

Operator Train ID Days of operation/Notes	SW	SW	SW	SW	SW	SW	SW	SW	SW	SW	SW	SW	SW	SW	SW	SW	SW	SW	
	1N91 D	2R49 H	2C53 N	2S53 J	2O51 W	2U53 F	2V51 M	2H93 G	2R51 H	2C55 N	2S55 J	2O53 W	2U55 F	2V53 E	1N95 D	2R53 H	2C57 N		
London Waterloo (WAT)	1713	1715	1720	1722	1730	1733	1737	1743	1745	1750	1752	1800	1803	1807	1813	1815	1820		
Vauxhall (VXH)	1717	1720		1726	1734	1737	1741	1747	1750		1756	1804	1807	1811	1817	1820			
Queenstown Rd.(Battersea) (QRB)				1729	1737						1759	1807							
Clapham Junction (CLJ)	1723	1726	1728	1732	1740	1743	1747	1753	1756	1758	1802	1810	1813	1817	1823	1825	1828		
Wandsworth Town (WNT)		1728		1735	1743		1749		1758		1805	1813		1819		1828			
Putney (PUT)	1727	1731		1738	1746	1747	1752	1757	1801		1808	1816	1817	1822	1827	1831			
Barnes (BNS)		1735		1742	1751		1757		1805		1812	1821		1827		1835			
Barnes Bridge (BNI)				1744			1759				1814			1829					
Chiswick (CHK)				1747			1802				1817			1832					
Kew Bridge (KWB)				1750			1805				1820			1835					
Brentford (BFD)				1753			1808				1823			1838					
Syon Lane (SYL)				1756			1810				1825			1840					
Isleworth (ISL)				1758			1812				1827			1842					
Hounslow (HOU)		1758a		1802			1816		1829a		1832			1846		1858a			
Mortlake (MTL)		1737			1754				1807			1824				1837			
North Sheen (NSH)		1739			1756				1809			1826				1839			
Richmond (RMD)	1733	1742	1737		1758	1753		1803	1812	1806		1828	1823		1833	1842	1837		
St Margarets (SMG)		1744			1801				1814			1831				1844			
Twickenham (TWI)	1737	1747	1741		1803	1757		1807	1817	1810		1833	1827		1837	1847	1841		
Whitton (WTN)		1750			1800	1823			1820			1830	1853			1850			
Feltham (FEL)	1742		1746	1808		1804					1816	1838		1834		1842		1846	
Ashford (Surrey) (AFS)	1747			1812		1808						1842		1838		1847			
Staines (SNS)	1750		1754	1816		1811					1822	1846		1841		1850		1854	
Strawberry Hill (STW)					1807			1810						1837					
Teddington (TED)					1810									1840					
Hampton Wick (HMW)					1814									1844					
Kingston (KNG)					1816									1846					

Operator Train ID Days of operation/Notes	SW	SW	SW	SW	SW	SW	SW	SW	SW	SW	SW	SW	SW	SW	SW	SW	SW	SW	
	2S57 J	2O55 W	2U57 F	2V55 E	2H97 G	2R55 H	2C59 N	2S59 J	2O57 W	2U59 F	2V57 E	2C61 N	2S61 J	2O59 W	2U61 F	2V59 E	2C63 N		
London Waterloo (WAT)	1822	1830	1833	1837	1843	1845	1850	1852	1900	1903	1907	1920	1922	1930	1933	1937	1950		
Vauxhall (VXH)	1826	1834	1837	1841	1847	1850		1856	1904	1907	1912		1926	1934	1937	1941			
Queenstown Rd.(Battersea) (QRB)	1829	1837						1859	1907				1929	1937					
Clapham Junction (CLJ)	1832	1840	1843	1847	1853	1856	1858	1904	1910	1913	1918	1928	1932	1940	1943	1947	1958		
Wandsworth Town (WNT)	1835	1843		1849		1858		1907	1913		1920		1935	1943		1949			
Putney (PUT)	1838	1846	1847	1852	1857	1901		1910	1916	1917	1923		1938	1946	1947	1952			
Barnes (BNS)	1842	1851		1857		1905		1912	1923f		1927		1942	1951		1958c			
Barnes Bridge (BNI)	1845			1859				1914			1929		1944			2000			
Chiswick (CHK)	1848			1902				1917			1932		1947			2003			
Kew Bridge (KWB)	1850			1905				1921			1935		1950			2005			
Brentford (BFD)	1854			1908				1923			1938		1953			2008			
Syon Lane (SYL)	1856			1910				1926			1940		1955			2010			
Isleworth (ISL)	1858			1912				1928			1942		1957			2012			
Hounslow (HOU)	1902			1916		1926a		1932			1948c		2002			2015a			
Mortlake (MTL)		1854				1907			1925					1954					
North Sheen (NSH)		1856				1909			1927					1956					
Richmond (RMD)		1858	1853		1903	1912	1906		1930	1923		1936		1958	1953		2006		
St Margarets (SMG)		1901				1914			1932					2001					
Twickenham (TWI)		1903	1857		1907	1917	1910		1935	1927		1940		2003	1957		2010		
Whitton (WTN)			1900	1923		1920				1930	1953				2000				
Feltham (FEL)	1908		1904				1916	1938		1934		1946	2008		2004		2016		
Ashford (Surrey) (AFS)	1912		1908					1942		1938			2012		2008				
Staines (SNS)	1916		1911				1923	1946		1941		1953	2016		2011		2023		
Strawberry Hill (STW)		1907			1910				1938					2007					
Teddington (TED)		1910							1942					2010					
Hampton Wick (HMW)		1914							1945					2014					
Kingston (KNG)		1916							1947					2016					

NOTES (see introductory pages for explanation of train operator codes and standard symbols)

- a Arrival time  
d Departure time  
c Arrives 3 minutes earlier  
f Arrives 4 minutes earlier

- D To Aldershot, see table 151  
E To Twickenham  
F To Windsor & Eton Riverside, see table 151  
G To Shepperton, see table 161  
H To Waterloo via Hounslow  
J To Weybridge, see table 151  
M To Waterloo via Mortlake  
N To Reading, see table 151  
W To Waterloo via Wimbledon, see table 161

London to Putney, Hounslow, Richmond, Twickenham and Kingston

**Mondays to Fridays**

Operator Train ID Days of operation/Notes	SW 2S63 J	SW 2O61 W	SW 2U63 F	SW 2C65 N	SW 2S65 J	SW 2O63 W	SW 2U65 F	SW 2C67 K	SW 2S67 J	SW 2O65 W	SW 2U67 F	SW 2C69 N	SW 2S69 J	SW 2O67 W	SW 2U69 F	SW 2C71 K	SW 2S71 J	
London Waterloo (WAT)	1952	2000	2003	2020	2022	2030	2033	2050	2052	2100	2103	2120	2122	2130	2133	2150	2152	
Vauxhall (VXH)	1956	2004	2007		2026	2034	2037		2056	2104	2107		2127	2134	2137		2156	
Queenstown Rd.(Battersea) (QRB)	1959	2007			2029	2037			2059	2107			2130	2137			2159	
Clapham Junction (CLJ)	2002	2010	2013	2028	2032	2040	2043	2058	2102	2110	2113	2128	2133	2140	2143	2158	2202	
Wandsworth Town (WNT)	2005	2013			2035	2043			2105	2113			2136	2143			2205	
Putney (PUT)	2008	2016	2017		2038	2046	2047		2108	2116	2117		2139	2146	2147		2208	
Barnes (BNS)	2012	2021			2042	2051			2112	2121			2142	2151			2212	
Barnes Bridge (BNI)	2014				2044				2114				2144				2214	
Chiswick (CHK)	2017				2047				2117				2147				2217	
Kew Bridge (KWB)	2020				2050				2120				2150				2220	
Brentford (BFD)	2023				2053				2123				2153				2223	
Syon Lane (SYL)	2025				2055				2125				2155				2225	
Isleworth (ISL)	2027				2057				2127				2157				2227	
Hounslow (HOU)	2032				2102				2132				2202				2232	
Mortlake (MTL)		2024				2054				2124				2154				
North Sheen (NSH)		2026				2056				2126				2156				
Richmond (RMD)		2028	2023	2036		2058	2053	2106		2128	2123	2136		2158	2153	2206		
St Margarets (SMG)		2031				2101				2131				2201				
Twickenham (TWI)		2033	2027	2040		2103	2057	2110		2133	2127	2140		2203	2157	2210		
Whitton (WTN)			2030				2100				2130				2200			
Feltham (FEL)	a	2038		2034	2046	2108		2104	2116	2138		2134	2146	2208		2204	2216	2238
Ashford (Surrey) (AFS)	a	2042		2038		2112		2108		2142		2138		2212		2208		2242
Staines (SNS)	a	2046		2041	2052	2116		2111	2122	2146		2141	2153	2216		2211	2223	2246
Strawberry Hill (STW)	a		2037				2107									2207		
Teddington (TED)	a		2040				2110									2210		
Hampton Wick (HMW)	a		2044				2114									2214		
Kingston (KNG)	a		2046				2116									2216		





Operator Train ID Days of operation/Notes	SW 2O69 W	SW 2U71 F	SW 2C73 N	SW 2S73 J	SW 2O71 W	SW 2U73 F	SW 2C75 K	SW 2S75 J	SW 2O73 W	SW 2U75 F	SW 2C77 N	SW 1S77 L	SW 2O75 FX	SW 2U77 FX F	SW 2C79 FX N	SW 2S79 FX	SW 2U79 FX A
London Waterloo (WAT)	2200	2203	2220	2222	2230	2233	2250	2252	2300	2303	2320	2322	2330	2333	2350	2352	2358
Vauxhall (VXH)	2204	2207		2226	2234	2237		2256	2304	2307		2326	2334	2337		2356	0002
Queenstown Rd.(Battersea) (QRB)	2207			2229	2237			2259	2307			2329	2337			2359	
Clapham Junction (CLJ)	2210	2213	2228	2232	2240	2243	2258	2302	2310	2313	2328	2332	2340	2343	2358	0002	0008
Wandsworth Town (WNT)	2213			2235	2243			2305	2313			2335	2343			0005	
Putney (PUT)	2216	2217		2238	2246	2247		2308	2316	2317		2338	2346	2347		0008	0012
Barnes (BNS)	2221			2242	2251			2312	2321			2342	2352c			0012	
Barnes Bridge (BNI)				2244				2314				2344				0014	
Chiswick (CHK)				2247				2317				2347				0017	
Kew Bridge (KWB)				2250				2320				2350				0020	
Brentford (BFD)				2253				2323				2353				0023	
Syon Lane (SYL)				2255				2325				2355				0025	
Isleworth (ISL)				2257				2327				2357				0027	
Hounslow (HOU)				2302				2332				0002c				0030a	
Mortlake (MTL)	2224				2254				2324				2354				
North Sheen (NSH)	2226				2256				2326				2356				
Richmond (RMD)	2228	2223	2236		2258	2253	2306		2328	2323	2336		2359	2353	0006		0018
St Margarets (SMG)	2231				2301				2331				0001				
Twickenham (TWI)	2233	2227	2240		2303	2257	2310		2333	2327	2340		0004	2357	0010		0022
Whitton (WTN)		2230				2300				2330				2359			0025
Feltham (FEL)	a	2234	2246	2308		2304	2316	2338		2334	2346	0008		0004	0016		0029
Ashford (Surrey) (AFS)	a	2238		2312		2308		2342		2338		0012		0008			0033
Staines (SNS)	a	2241	2252	2316		2311	2322	2346		2341	2352	0016		0012	0022		0037
Strawberry Hill (STW)	a	2237			2307				2337				0007				
Teddington (TED)	a	2240			2310				2340				0011				
Hampton Wick (HMW)	a	2244			2314				2344				0013				
Kingston (KNG)	a	2246			2316				2346				0015				

NOTES (see introductory pages for explanation of train operator codes and standard symbols)

- a Arrival time
- d Departure time
- c Arrives 3 minutes earlier
- A Runs until 7 September
- F To Windsor & Eton Riverside, see table 151
- J To Weybridge, see table 151
- K To Bracknell, see table 151
- L To Woking, see table 151
- N To Reading, see table 151
- W To Waterloo via Wimbledon, see table 161
- FX Not Fridays

## London to Putney, Hounslow, Richmond, Twickenham and Kingston

## Mondays to Fridays

Operator Train ID Days of operation/Notes	SW	SW	SW	SW	SW	SW	SW	SW	SW	SW	SW	SW	SW	SW	SW
	2077 TFM C	2077 TFM B	2U79 TFM B		2075 FO W	2U77 FO F	2C79 FO N	2S79 FO	2077 SM	2U79 SM F	2C81 SM N	2V77 SM	2U81 SM	2079 SM	
London Waterloo (WAT)  d	0003	0001	0003		2330	2333	2350	2352	0001	0003	0020	0022	0033	0036	
Vauxhall (VXH)  d	0007	0005	0008		2334	2337		2356	0005	0008		0026	0037	0040	
Queenstown Rd.(Battersea) (QRB) d	0010	0008			2337			2359	0008			0029		0043	
Clapham Junction (CLJ)  d	0013	0011	0014		2340	2343	2358	0002	0011	0014	0028	0032	0043	0046	
Wandsworth Town (WNT) d	0016	0014			2343			0005	0014			0035		0049	
Putney (PUT) d	0019	0017	0018		2346	2347		0008	0017	0018		0038	0047	0052	
Barnes (BNS) d	0022	0022			2352c			0012	0022			0041		0055	
Barnes Bridge (BNI) d								0014				0043			
Chiswick (CHK) d								0017				0046			
Kew Bridge (KWB) d								0020				0049			
Brentford (BFD) d								0023				0052			
Syon Lane (SYL) d								0025				0054			
Isleworth (ISL) d								0027				0056			
Hounslow (HOU) d								0030a				0059a			
Mortlake (MTL) d	0024	0025			2354				0025					0057	
North Sheen (NSH) d	0026	0027			2356				0027					0059	
Richmond (RMD)  d	0029	0029	0024		2359	2353	0006		0029	0024	0036		0053	0102	
St Margarets (SMG) d	0031	0032			0001				0032					0104	
Twickenham (TWI) d	0034	0034	0028		0004	2357	0010		0034	0028	0040		0057	0107	
Whitton (WTN) d			0031			2359				0031			0100		
Feltham (FEL) a			0035			0004	0016			0035	0046		0104		
Ashford (Surrey) (AFS) a			0039			0008				0039			0108		
Staines (SNS) a			0043			0011	0022			0043	0053		0112		
Strawberry Hill (STW) a	0037	0038			0007				0038					0110s	
Teddington (TED) a					0011									0114s	
Hampton Wick (HMW) a					0013									0116s	
Kingston (KNG) a					0015									0122	

NOTES (see introductory pages for explanation of train operator codes and standard symbols)





- a Arrival time  
d Departure time  
s Stops to set down only  
c Arrives 3 minutes earlier





- B** Runs from 12 September  
**C** Runs until 8 September  
**F** To Windsor & Eton Riverside, see table 151  
**N** To Reading, see table 151  
**W** To Waterloo via Wimbledon, see table 161

- FO** Fridays only  
**SM** Saturday mornings  
**TFM** Tuesday to Friday mornings

## London to Putney, Hounslow, Richmond, Twickenham and Kingston

## Saturdays

Operator Train ID Days of operation/Notes	SW 1S77 A	SW 2O75 D	SW 2C79 B	SW 2S79	SW 2O77	SW 2U79 C	SW 2C81 B	SW 2V77	SW 2U81	SW 2O79	SW 2Y03 D	SW 2R02 H	SW 2S05 D	SW 2C05 B	SW 2O03 W	SW 2C07 B
London Waterloo (WAT)  d					0001	0003	0020	0022	0033	0036			0522	0526	0530	0550
Vauxhall (VXH)  d					0005	0008		0026	0037	0040			0526	0530	0534	
Queenstown Rd.(Battersea) (QRB) d					0008			0029		0043			0529		0537	
Clapham Junction (CLJ)  d				0002	0011	0014	0028	0032	0043	0046	0511		0532	0536	0540	0558
Wandsworth Town (WNT) d				0005	0014			0035		0049	0514		0535		0543	
Putney (PUT) d				0008	0017	0018		0038	0047	0052	0517		0538		0546	
Barnes (BNS) d				0012	0022			0041		0055	0520		0542		0551	
Barnes Bridge (BNI) d				0014				0043					0544			
Chiswick (CHK) d				0017				0046					0547			
Kew Bridge (KWB) d				0020				0049					0550			
Brentford (BFD) d				0023				0052					0553			
Syon Lane (SYL) d				0025				0054					0555			
Isleworth (ISL) d				0027				0056					0557			
Hounslow (HOU) d	0002			0030a				0059a				0545a	0601			
Mortlake (MTL) d					0025						0057	0522			0554	
North Sheen (NSH) d					0027						0059	0524			0556	
Richmond (RMD)  d			0006		0029	0024	0036		0053	0102	0527			0544	0558	0606
St Margarets (SMG) d		0001			0032					0104	0529			0601		
Twickenham (TWI) d		0004	0010		0034	0028	0040		0057	0107	0532	0539		0548	0603	0610
Whitton (WTN) d						0031			0100		0535	0542				
Feltham (FEL) a	0008		0016			0035	0046		0104		0539		0606	0554		0616
Ashford (Surrey) (AFS) a	0012					0039			0108		0543		0611			
Staines (SNS) a	0016		0022			0043	0053		0112		0547		0614	0601		0622
Strawberry Hill (STW) a		0007			0038					0110s					0607	
Teddington (TED) a		0011								0114s					0610	
Hampton Wick (HMW) a		0013								0116s					0614	
Kingston (KNG) a		0015								0122					0616	

Operator Train ID Days of operation/Notes	SW 2U07 C	SW 2S07 D	SW 2O05 W	SW 2C09 B	SW 2S09 D	SW 2O07 W	SW 2U09 C	SW 2C11 B	SW 2S11 D	SW 2O09 W	SW 2U11 C	SW 2C13 B	SW 2S13 D	SW 2O11 W	SW 2U13 C	SW 2C15 B
London Waterloo (WAT)  d		0552	0600	0620	0622	0630	0633	0650	0652	0700	0703	0720	0722	0730	0733	0750
Vauxhall (VXH)  d		0556	0604		0626	0634	0637		0656	0704	0707		0726	0734	0737	
Queenstown Rd.(Battersea) (QRB) d		0559	0607		0629	0637			0659	0707			0729	0737		
Clapham Junction (CLJ)  d		0602	0610	0628	0632	0640	0643	0658	0702	0710	0713	0728	0732	0740	0743	0758
Wandsworth Town (WNT) d		0605	0613		0635	0643			0705	0713			0735	0743		
Putney (PUT) d		0608	0616		0638	0646	0647		0708	0716	0717		0738	0746	0747	
Barnes (BNS) d		0612	0621		0642	0651			0712	0721			0742	0751		
Barnes Bridge (BNI) d		0614			0644				0714				0744			
Chiswick (CHK) d		0617			0647				0717				0747			
Kew Bridge (KWB) d		0620			0650				0720				0750			
Brentford (BFD) d		0623			0653				0723				0753			
Syon Lane (SYL) d		0625			0655				0725				0755			
Isleworth (ISL) d		0627			0657				0727				0757			
Hounslow (HOU) d		0632			0702				0732				0802			
Mortlake (MTL) d			0624			0654				0724				0754		
North Sheen (NSH) d			0626			0656				0726				0756		
Richmond (RMD)  d			0628	0636		0658	0653	0706		0728	0723	0736		0758	0753	0806
St Margarets (SMG) d			0631			0701				0731				0801		
Twickenham (TWI) d	0627		0633	0640		0703	0657	0710		0733	0727	0740		0803	0757	0810
Whitton (WTN) d	0630						0700				0730				0800	
Feltham (FEL) a	0634	0638		0646	0708		0704	0716	0738		0734	0746	0808		0804	0816
Ashford (Surrey) (AFS) a	0638	0642			0712		0708		0742		0738		0812		0808	
Staines (SNS) a	0641	0646		0652	0716		0711	0722	0746		0741	0752	0816		0811	0822
Strawberry Hill (STW) a			0637			0707				0737				0807		
Teddington (TED) a			0640			0710				0740				0810		
Hampton Wick (HMW) a			0644			0714				0744				0814		
Kingston (KNG) a			0646			0716				0746				0816		

NOTES (see introductory pages for explanation of train operator codes and standard symbols)

- a Arrival time  
d Departure time  
s Stops to set down only

- A To Woking, see table 151  
B To Reading, see table 151  
C To Windsor & Eton Riverside, see table 151  
D To Weybridge, see table 151  
H To Waterloo via Hounslow  
W To Waterloo via Wimbledon, see table 161



London to Putney, Hounslow, Richmond, Twickenham and Kingston

Saturdays

Operator		SW	SW	SW	SW	SW	SW	SW	SW	SW	SW	SW	SW	SW	SW	SW	SW
Train ID		2S15	2O13	2U15	2C17	2S17	2O15	2U17	2S19	2C19	2O17	2U19	2C21	2S21	2O19	2U21	2C23
Days of operation/Notes		D	W	C	B	D	W	C	D	B	W	C	B	D	W	C	B
London Waterloo (WAT)	15 d	0752	0800	0803	0820	0822	0828		0852	0855	0900	0903	0920	0922	0930	0933	0950
Vauxhall (VXH)	d	0756	0804	0807		0826	0832		0900e		0904	0907		0926	0934	0937	
Queenstown Rd.(Battersea) (QRB)	d	0759	0807			0829	0835		0903		0907			0929	0937		
Clapham Junction (CLJ)	10 d	0802	0810	0813	0828	0832	0838		0906	0903	0910	0913	0928	0932	0940	0943	0958
Wandsworth Town (WNT)	d	0805	0813			0835	0841		0908		0913			0935	0943		
Putney (PUT)	d	0808	0816	0817		0838	0844		0911		0916	0917		0938	0946	0947	
Barnes (BNS)	d	0812	0821			0842	0847		0914		0921			0942	0951		
Barnes Bridge (BNI)	d	0814				0844			0916					0944			
Chiswick (CHK)	d	0817				0847			0919					0947			
Kew Bridge (KWB)	d	0820				0850			0922					0950			
Brentford (BFD)	d	0823				0853			0925					0953			
Syon Lane (SYL)	d	0825				0855			0927					0955			
Isleworth (ISL)	d	0827				0857			0929					0957			
Hounslow (HOU)	d	0832				0901			0932					1002			
Mortlake (MTL)	d		0824				0849				0924				0954		
North Sheen (NSH)	d		0826				0851				0926				0956		
Richmond (RMD)	d		0828	0823	0836		0854			0911	0928	0923	0936		0958	0953	1006
St Margarets (SMG)	d		0831				0856				0931				1001		
Twickenham (TWI)	d		0833	0827	0840		0900	0903		0915	0933	0927	0940		1003	0957	1010
Whitton (WTN)	d			0830				0906			0930				1000		
Feltham (FEL)	a	0838		0834	0846	0906		0910	0938	0921		0934	0946	1008		1004	1016
Ashford (Surrey) (AFS)	a	0842		0838		0911		0915	0942			0938		1012		1008	
Staines (SNS)	a	0846		0841	0852	0914		0918	0946	0927		0941	0952	1016		1011	1022
Strawberry Hill (STW)	a		0837				0903					0937				1007	
Teddington (TED)	a		0840				0907					0940				1010	
Hampton Wick (HMW)	a		0844				0914					0944				1014	
Kingston (KNG)	a		0846				0916					0946				1016	

Operator		SW	SW	SW	SW	SW	SW	SW	SW	SW	SW	SW	SW	SW	SW	SW	SW
Train ID		2S23	2O21	2U23	2C25	2S25	2O23	2U25	2C27	2S27	2O25	2U27	2C29	2S29	2O27	2U29	2C31
Days of operation/Notes		D	W	C	B	D	W	C	B	D	W	C	B	D	W	C	B
London Waterloo (WAT)	15 d	0952	1000	1003	1020	1022	1030	1033	1050	1052	1100	1103	1120	1122	1130	1133	1150
Vauxhall (VXH)	d	0956	1004	1007		1026	1034	1037		1056	1104	1107		1126	1134	1137	
Queenstown Rd.(Battersea) (QRB)	d	0959	1007			1029	1037			1059	1107			1129	1137		
Clapham Junction (CLJ)	10 d	1002	1010	1013	1028	1032	1040	1043	1058	1102	1110	1113	1128	1132	1140	1143	1158
Wandsworth Town (WNT)	d	1005	1013			1035	1043			1105	1113			1135	1143		
Putney (PUT)	d	1008	1016	1017		1038	1046	1047		1108	1116	1117		1138	1146	1147	
Barnes (BNS)	d	1012	1021			1042	1051			1112	1121			1142	1151		
Barnes Bridge (BNI)	d	1014				1044				1114				1144			
Chiswick (CHK)	d	1017				1047				1117				1147			
Kew Bridge (KWB)	d	1020				1050				1120				1150			
Brentford (BFD)	d	1023				1053				1123				1153			
Syon Lane (SYL)	d	1025				1055				1125				1155			
Isleworth (ISL)	d	1027				1057				1127				1157			
Hounslow (HOU)	d	1032				1102				1132				1202			
Mortlake (MTL)	d		1024				1054				1124				1154		
North Sheen (NSH)	d		1026				1056				1126				1156		
Richmond (RMD)	d		1028	1023	1036		1058	1053	1106		1128	1123	1136		1158	1153	1206
St Margarets (SMG)	d		1031				1101				1131				1201		
Twickenham (TWI)	d		1033	1027	1040		1103	1057	1110		1133	1127	1140		1203	1157	1210
Whitton (WTN)	d			1030				1100			1130				1200		
Feltham (FEL)	a	1038		1034	1046	1108		1104	1116	1138		1134	1146	1208		1204	1216
Ashford (Surrey) (AFS)	a	1042		1038		1112		1108		1142		1138		1212		1208	
Staines (SNS)	a	1046		1041	1052	1116		1111	1122	1146		1141	1152	1216		1211	1222
Strawberry Hill (STW)	a		1037				1107					1137				1207	
Teddington (TED)	a		1040				1110					1140				1210	
Hampton Wick (HMW)	a		1044				1114					1144				1214	
Kingston (KNG)	a		1046				1116					1146				1216	

NOTES (see introductory pages for explanation of train operator codes and standard symbols)

- a Arrival time
- d Departure time
- e Arrives 4 minutes earlier

- B To Reading, see table 151
- C To Windsor & Eton Riverside, see table 151
- D To Weybridge, see table 151
- W To Waterloo via Wimbledon, see table 161

London to Putney, Hounslow, Richmond, Twickenham and Kingston

Saturdays

Operator		SW	SW	SW	SW	SW	SW	SW	SW	SW	SW	SW	SW	SW	SW	SW	SW
Train ID		2S31	2O29	2U31	2C33	2S33	2O31	2U33	2C35	2S35	2O33	2U35	2C37	2S37	2O35	2U37	2C39
Days of operation/Notes		D	W	C	B	D	W	C	B	D	W	C	B	D	W	C	B
London Waterloo (WAT)	15 d	1152	1200	1203	1220	1222	1230	1233	1250	1252	1300	1303	1320	1322	1330	1333	1350
Vauxhall (VXH)	d	1156	1204	1207		1226	1234	1237		1256	1304	1307		1326	1334	1337	
Queenstown Rd.(Battersea) (QRB)	d	1159	1207			1229	1237			1259	1307			1329	1337		
Clapham Junction (CLJ)	10 d	1202	1210	1213	1228	1232	1240	1243	1258	1302	1310	1313	1328	1332	1340	1343	1358
Wandsworth Town (WNT)	d	1205	1213			1235	1243			1305	1313			1335	1343		
Putney (PUT)	d	1208	1216	1217		1238	1246	1247		1308	1316	1317		1338	1346	1347	
Barnes (BNS)	d	1212	1221			1242	1251			1312	1321			1342	1351		
Barnes Bridge (BNI)	d	1214				1244				1314				1344			
Chiswick (CHK)	d	1217				1247				1317				1347			
Kew Bridge (KWB)	d	1220				1250				1320				1350			
Brentford (BFD)	d	1223				1253				1323				1353			
Syon Lane (SYL)	d	1225				1255				1325				1355			
Isleworth (ISL)	d	1227				1257				1327				1357			
Hounslow (HOU)	d	1232				1302				1332				1402			
Mortlake (MTL)	d		1224				1254				1324				1354		
North Sheen (NSH)	d		1226				1256				1326				1356		
Richmond (RMD)	d		1228	1223	1236		1258	1253	1306		1328	1323	1336		1358	1353	1406
St Margarets (SMG)	d		1231				1301				1331				1401		
Twickenham (TWI)	d		1233	1227	1240		1303	1257	1310		1333	1327	1340		1403	1357	1410
Whitton (WTN)	d			1230				1300				1330				1400	
Feltham (FEL)	a	1238		1234	1246	1308		1304	1316	1338		1334	1346	1408		1404	1416
Ashford (Surrey) (AFS)	a	1242		1238		1312		1308		1342		1338		1412		1408	
Staines (SNS)	a	1246		1241	1253	1316		1311	1322	1346		1341	1352	1416		1411	1422
Strawberry Hill (STW)	a		1237				1307				1337				1407		
Teddington (TED)	a		1240				1310				1340				1410		
Hampton Wick (HMW)	a		1244				1314				1344				1414		
Kingston (KNG)	a		1246				1316				1346				1416		

Operator		SW	SW	SW	SW	SW	SW	SW	SW	SW	SW	SW	SW	SW	SW	SW	SW
Train ID		2S39	2O37	2U39	2C41	2S41	2O39	2U41	2C43	2S43	2O41	2U43	2C45	2S45	2O43	2U45	2C47
Days of operation/Notes		D	W	C	B	D	W	C	B	D	W	C	B	D	W	C	B
London Waterloo (WAT)	15 d	1352	1400	1403	1420	1422	1430	1433	1450	1452	1500	1503	1520	1522	1530	1533	1550
Vauxhall (VXH)	d	1356	1404	1407		1426	1434	1437		1456	1504	1507		1526	1534	1537	
Queenstown Rd.(Battersea) (QRB)	d	1359	1407			1429	1437			1459	1507			1529	1537		
Clapham Junction (CLJ)	10 d	1402	1414	1413	1428	1432	1440	1443	1458	1502	1510	1513	1528	1532	1540	1543	1558
Wandsworth Town (WNT)	d	1405	1417			1435	1443			1505	1513			1535	1543		
Putney (PUT)	d	1408	1420	1417		1438	1446	1447		1508	1516	1517		1538	1546	1547	
Barnes (BNS)	d	1412	1423			1442	1451			1512	1521			1542	1551		
Barnes Bridge (BNI)	d	1414				1444				1514				1544			
Chiswick (CHK)	d	1417				1447				1517				1547			
Kew Bridge (KWB)	d	1420				1450				1520				1550			
Brentford (BFD)	d	1423				1453				1523				1553			
Syon Lane (SYL)	d	1425				1455				1525				1555			
Isleworth (ISL)	d	1427				1457				1527				1557			
Hounslow (HOU)	d	1432				1502				1532				1602			
Mortlake (MTL)	d		1425				1454				1524				1554		
North Sheen (NSH)	d		1427				1456				1526				1556		
Richmond (RMD)	d		1430	1423	1436		1458	1453	1506		1528	1523	1536		1558	1553	1606
St Margarets (SMG)	d		1432				1501				1531				1601		
Twickenham (TWI)	d		1435	1427	1440		1503	1457	1510		1533	1527	1540		1603	1557	1610
Whitton (WTN)	d			1430				1500				1530				1600	
Feltham (FEL)	a	1438		1434	1446	1508		1504	1516	1538		1534	1546	1608		1604	1616
Ashford (Surrey) (AFS)	a	1442		1438		1512		1508		1542		1538		1612		1608	
Staines (SNS)	a	1446		1441	1452	1516		1511	1522	1546		1541	1552	1616		1611	1622
Strawberry Hill (STW)	a		1438				1507				1537				1607		
Teddington (TED)	a		1442				1510				1540				1610		
Hampton Wick (HMW)	a		1445				1514				1544				1614		
Kingston (KNG)	a		1447				1516				1546				1616		

NOTES (see introductory pages for explanation of train operator codes and standard symbols)

- a Arrival time
- d Departure time
- B To Reading, see table 151
- C To Windsor & Eton Riverside, see table 151
- D To Weybridge, see table 151
- W To Waterloo via Wimbledon, see table 161

## London to Putney, Hounslow, Richmond, Twickenham and Kingston

## Saturdays

Operator Train ID Days of operation/Notes	SW	SW	SW	SW	SW	SW	SW	SW	SW	SW	SW	SW	SW	SW	SW	SW	SW	
	2S47 D	2O45 W	2U47 C	2C49 B	2S49 D	2O47 W	2U49 C	2C51 B	2S51 D	2O49 W	2U51 C	2C53 B	2S53 D	2O51 W	2U53 C	2C55 B		
London Waterloo (WAT)	1552	1600	1603	1620	1622	1630	1633	1650	1652	1700	1703	1720	1722	1730	1733	1750		
Vauxhall (VXH)	1556	1604	1607		1626	1634	1637		1656	1704	1707		1726	1734	1737			
Queenstown Rd.(Battersea) (QRB)	1559	1607			1629	1637			1659	1707			1729	1737				
Clapham Junction (CLJ)	1602	1610	1613	1628	1632	1640	1643	1658	1702	1710	1713	1728	1732	1740	1743	1758		
Wandsworth Town (WNT)	1605	1613			1635	1643			1705	1713			1735	1743				
Putney (PUT)	1608	1616	1617		1638	1646	1647		1708	1716	1717		1738	1746	1747			
Barnes (BNS)	1612	1621			1642	1651			1712	1721			1742	1751				
Barnes Bridge (BNI)	1614				1644				1714				1744					
Chiswick (CHK)	1617				1647				1717				1747					
Kew Bridge (KWB)	1620				1650				1720				1750					
Brentford (BFD)	1623				1653				1723				1753					
Syon Lane (SYL)	1625				1655				1725				1755					
Isleworth (ISL)	1627				1657				1727				1757					
Hounslow (HOU)	1632				1702				1732				1802					
Mortlake (MTL)		1624				1654				1724				1754				
North Sheen (NSH)		1626				1656				1726				1756				
Richmond (RMD)		1628	1623	1636		1658	1653	1706		1728	1723	1736		1758	1753	1806		
St Margarets (SMG)		1631				1701				1731				1801				
Twickenham (TWI)		1633	1627	1640		1703	1657	1710		1733	1727	1740		1803	1757	1810		
Whitton (WTN)			1630			1700				1730				1800				
Feltham (FEL)	a	1638		1634	1646	1708		1704	1716	1738		1734	1746	1808		1804	1816	
Ashford (Surrey) (AFS)	a	1642		1638		1712		1708		1742		1738		1812		1808		
Staines (SNS)	a	1646		1641	1652	1716		1711	1722	1746		1741	1752	1816		1811	1822	
Strawberry Hill (STW)	a		1637			1707					1737				1807			
Teddington (TED)	a		1640			1710					1740				1810			
Hampton Wick (HMW)	a		1644			1714					1744				1814			
Kingston (KNG)	a		1646			1716					1746				1816			

Operator Train ID Days of operation/Notes	SW	SW	SW	SW	SW	SW	SW	SW	SW	SW	SW	SW	SW	SW	SW	SW	SW	
	2S55 D	2O53 W	2U55 C	2C57 B	2S57 D	2O55 W	2U57 C	2C59 B	2S59 D	2O57 W	2U59 C	2C61 B	2S61 D	2O59 W	2U61 C	2C63 B		
London Waterloo (WAT)	1752	1800	1803	1820	1822	1830	1833	1850	1852	1900	1903	1920	1922	1930	1933	1950		
Vauxhall (VXH)	1756	1804	1807		1826	1834	1837		1856	1904	1907		1926	1934	1937			
Queenstown Rd.(Battersea) (QRB)	1759	1807			1829	1837			1859	1907			1929	1937				
Clapham Junction (CLJ)	1802	1810	1813	1828	1832	1840	1843	1858	1902	1910	1913	1928	1932	1940	1943	1958		
Wandsworth Town (WNT)	1805	1813			1835	1843			1905	1913			1935	1943				
Putney (PUT)	1808	1816	1817		1838	1846	1847		1908	1916	1917		1938	1946	1947			
Barnes (BNS)	1812	1821			1842	1851			1912	1921			1942	1951				
Barnes Bridge (BNI)	1814				1844				1914				1944					
Chiswick (CHK)	1817				1847				1917				1947					
Kew Bridge (KWB)	1820				1850				1920				1950					
Brentford (BFD)	1823				1853				1923				1953					
Syon Lane (SYL)	1825				1855				1925				1955					
Isleworth (ISL)	1827				1857				1927				1957					
Hounslow (HOU)	1832				1902				1932				2002					
Mortlake (MTL)		1824				1854				1924				1954				
North Sheen (NSH)		1826				1856				1926				1956				
Richmond (RMD)		1828	1823	1836		1858	1853	1906		1928	1923	1936		1958	1953	2006		
St Margarets (SMG)		1831				1901				1931				2001				
Twickenham (TWI)		1833	1827	1840		1903	1857	1910		1933	1927	1940		2003	1957	2010		
Whitton (WTN)			1830			1900				1930				2000				
Feltham (FEL)	a	1838		1834	1846	1908		1904	1916	1938		1934	1946	2008		2004	2016	
Ashford (Surrey) (AFS)	a	1842		1838		1912		1908		1942		1938		2012		2008		
Staines (SNS)	a	1846		1841	1852	1916		1911	1922	1946		1941	1952	2016		2011	2022	
Strawberry Hill (STW)	a		1837			1907					1937				2007			
Teddington (TED)	a		1840			1910					1940				2010			
Hampton Wick (HMW)	a		1844			1914					1944				2014			
Kingston (KNG)	a		1846			1916					1946				2016			

NOTES (see introductory pages for explanation of train operator codes and standard symbols)

- a Arrival time  
d Departure time
- B To Reading, see table 151  
C To Windsor & Eton Riverside, see table 151  
D To Weybridge, see table 151  
W To Waterloo via Wimbledon, see table 161

## London to Putney, Hounslow, Richmond, Twickenham and Kingston

## Saturdays

Operator		SW	SW	SW	SW	SW	SW	SW	SW	SW	SW	SW	SW	SW	SW	SW	SW
Train ID		2S63	2O61	2U63	2C65	2S65	2O63	2U65	2C67	2S67	2O65	2U67	2C69	2S69	2O67	2U69	2C71
Days of operation/Notes		D	W	C	B	D	W	C	B	D	W	C	B	D	W	C	B
London Waterloo (WAT)	15 d	1952	2000	2003	2020	2022	2030	2033	2050	2052	2100	2103	2120	2122	2130	2133	2150
Vauxhall (VXH)	d	1956	2004	2007		2026	2034	2037		2056	2104	2107		2126	2134	2137	
Queenstown Rd.(Battersea) (QRB)	d	1959	2007			2029	2037			2059	2107			2129	2137		
Clapham Junction (CLJ)	10 d	2002	2010	2013	2028	2032	2040	2043	2058	2102	2110	2113	2128	2132	2140	2143	2158
Wandsworth Town (WNT)	d	2005	2013			2035	2043			2105	2113			2135	2143		
Putney (PUT)	d	2008	2016	2017		2038	2046	2047		2108	2116	2117		2138	2146	2147	
Barnes (BNS)	d	2012	2021			2042	2051			2112	2121			2142	2151		
Barnes Bridge (BNI)	d	2014				2044				2114				2144			
Chiswick (CHK)	d	2017				2047				2117				2147			
Kew Bridge (KWB)	d	2020				2050				2120				2150			
Brentford (BFD)	d	2023				2053				2123				2153			
Syon Lane (SYL)	d	2025				2055				2125				2155			
Isleworth (ISL)	d	2027				2057				2127				2157			
Hounslow (HOU)	d	2032				2102				2132				2202			
Mortlake (MTL)	d		2024				2054				2124				2154		
North Sheen (NSH)	d		2026				2056				2126				2156		
Richmond (RMD)	d		2028	2023	2036		2058	2053	2106		2128	2123	2136		2158	2153	2206
St Margarets (SMG)	d		2031				2101				2131				2201		
Twickenham (TWI)	d		2033	2027	2040		2103	2057	2110		2133	2127	2140		2203	2157	2210
Whitton (WTN)	d			2030				2100			2130				2200		
Feltham (FEL)	a	2038		2034	2046	2108		2104	2116	2138		2134	2146	2208		2204	2216
Ashford (Surrey) (AFS)	a	2042		2038		2112		2108		2142		2138		2212		2208	
Staines (SNS)	a	2046		2041	2053	2116		2111	2122	2146		2141	2152	2216		2211	2222
Strawberry Hill (STW)	a		2037				2107				2137				2207		
Teddington (TED)	a		2040				2110				2140				2210		
Hampton Wick (HMW)	a		2044				2114				2144				2214		
Kingston (KNG)	a		2046				2116				2146				2216		

Operator		SW	SW	SW	SW	SW	SW	SW	SW	SW	SW	SW	SW	SW	SW	SW	SW
Train ID		2S71	2O69	2U71	2C73	2S73	2O71	2U73	2C75	2S75	2O73	2U75	2C77	2S77	2O75	2U77	2C79
Days of operation/Notes		D	W	C	B	D	W	C	B	D	W	C	B	A	W	C	B
London Waterloo (WAT)	15 d	2152	2200	2203	2220	2222	2230	2233	2250	2252	2300	2303	2320	2322	2330	2333	2350
Vauxhall (VXH)	d	2156	2204	2207		2226	2234	2237		2256	2304	2307		2326	2334	2337	
Queenstown Rd.(Battersea) (QRB)	d	2159	2207			2229	2237			2259	2307			2329	2337		
Clapham Junction (CLJ)	10 d	2202	2210	2213	2228	2232	2240	2243	2258	2302	2310	2313	2328	2332	2340	2343	2358
Wandsworth Town (WNT)	d	2205	2213			2235	2243			2305	2313			2335	2343		
Putney (PUT)	d	2208	2216	2217		2238	2246	2247		2308	2316	2317		2338	2346	2347	
Barnes (BNS)	d	2212	2221			2242	2251			2312	2321			2342	2351		
Barnes Bridge (BNI)	d	2214				2244				2314				2344			
Chiswick (CHK)	d	2217				2247				2317				2347			
Kew Bridge (KWB)	d	2220				2250				2320				2350			
Brentford (BFD)	d	2223				2253				2323				2353			
Syon Lane (SYL)	d	2225				2255				2325				2355			
Isleworth (ISL)	d	2227				2257				2327				2357			
Hounslow (HOU)	d	2232				2302				2332				0002c			
Mortlake (MTL)	d		2224				2254				2324				2354		
North Sheen (NSH)	d		2226				2256				2326				2356		
Richmond (RMD)	d		2228	2223	2236		2258	2253	2306		2328	2323	2336		2358	2353	0006
St Margarets (SMG)	d		2231				2301				2331				0001		
Twickenham (TWI)	d		2233	2227	2240		2303	2257	2310		2333	2327	2340		0004	2357	0010
Whitton (WTN)	d			2230				2300			2330				2359		
Feltham (FEL)	a	2238		2234	2246	2308		2304	2316	2338		2334	2346	0008		0004	0016
Ashford (Surrey) (AFS)	a	2242		2238		2312		2308		2342		2338		0012		0008	
Staines (SNS)	a	2246		2241	2252	2316		2311	2323	2346		2341	2352	0016		0011	0022
Strawberry Hill (STW)	a		2237				2307				2337				0008		
Teddington (TED)	a		2240				2310				2340				0012		
Hampton Wick (HMW)	a		2244				2314				2344				0014		
Kingston (KNG)	a		2246				2316				2346				0016		





NOTES (see introductory pages for explanation of train operator codes and standard symbols)

- a Arrival time  
d Departure time  
c Arrives 3 minutes earlier

- A To Woking, see table 151  
B To Reading, see table 151  
C To Windsor & Eton Riverside, see table 151  
D To Weybridge, see table 151  
W To Waterloo via Wimbledon, see table 161

## London to Putney, Hounslow, Richmond, Twickenham and Kingston

## Saturdays

Operator Train ID Days of operation/Notes	SW	SW	SW	SW	SW	SW	SW
	2S79	2O77 SUM	2U79 SUM C	2C81 SUM B	2V77 SUM	2U81 SUM	2O79 SUM
London Waterloo (WAT)  d	2352	0001	0003	0020	0022	0033	0030
Vauxhall (VXH)  d	2356	0005	0008		0026	0037	0034
Queenstown Rd.(Battersea) (QRB) d	2359	0008			0029		0037
Clapham Junction (CLJ)  d	0002	0011	0014	0028	0032	0043	0040
Wandsworth Town (WNT) d	0005	0014			0035		0043
Putney (PUT) d	0008	0017	0018		0038	0047	0046
Barnes (BNS) d	0012	0022			0041		0051
Barnes Bridge (BNI) d	0014				0043		
Chiswick (CHK) d	0017				0046		
Kew Bridge (KWB) d	0020				0049		
Brentford (BFD) d	0023				0052		
Syon Lane (SYL) d	0025				0054		
Isleworth (ISL) d	0027				0056		
Hounslow (HOU) d	0030a				0059a		
Mortlake (MTL) d		0025					0054
North Sheen (NSH) d		0027					0056
Richmond (RMD)  d		0029	0024	0036		0053	0058
St Margarets (SMG) d		0032					0101
Twickenham (TWI) d		0034	0028	0040		0057	0103
Whitton (WTN) d			0031			0100	
Feltham (FEL) a			0035	0046		0104	
Ashford (Surrey) (AFS) a			0039			0108	
Staines (SNS) a			0043	0052		0112	
Strawberry Hill (STW) a		0038s					0107s
Teddington (TED) a		0041s					0110s
Hampton Wick (HMW) a		0044s					0113s
Kingston (KNG) a		0047					0117

**NOTES** (see introductory pages for explanation of train operator codes and standard symbols)

a Arrival time  
d Departure time  
s Stops to set down only

B To Reading, see table 151  
C To Windsor & Eton Riverside, see table 151

**SUM** Sunday mornings

## London to Putney, Hounslow, Richmond, Twickenham and Kingston

## Sundays

Operator Train ID Days of operation/Notes		SW 1S77 A	SW 2O75 B	SW 2C79 B	SW 2S79	SW 2O77	SW 2U79 C	SW 2C81 B	SW 2V77	SW 2O79	SW 2U81	SW 2O05 W	SW 2U11 C	SW 2Y11 A	SW 2O09 W	SW 2C15 B	SW 2U15 C
London Waterloo (WAT)	15 d					0001	0003	0020	0022	0030	0033	0614	0644	0700	0710		
Vauxhall (VXH)	d					0005	0008		0026	0034	0037	0618	0648	0704	0714		
Queenstown Rd.(Battersea) (QRB)	d					0008			0029	0037		0621	0651		0717		
Clapham Junction (CLJ)	10 d				0002	0011	0014	0028	0032	0040	0043	0624	0654	0710	0720		
Wandsworth Town (WNT)	d				0005	0014			0035	0043		0627	0657		0723		
Putney (PUT)	d				0008	0017	0018		0038	0046	0047	0630	0700	0714	0726		
Barnes (BNS)	d				0012	0022			0041	0051		0633	0703		0729		
Barnes Bridge (BNI)	d				0014				0043								
Chiswick (CHK)	d				0017				0046								
Kew Bridge (KWB)	d				0020				0049								
Brentford (BFD)	d				0023				0052								
Syon Lane (SYL)	d				0025				0054								
Isleworth (ISL)	d				0027				0056								
Hounslow (HOU)	d	0002			0030a				0059a								
Mortlake (MTL)	d					0025				0054		0635	0705		0731		
North Sheen (NSH)	d					0027				0056		0637	0707		0733		
Richmond (RMD)	d			0006		0029	0024	0036		0058	0053	0640	0710	0720	0740e	0759	0812
St Margarets (SMG)	d		0001			0032				0101		0642	0712		0742		0814
Twickenham (TWI)	d		0004	0010		0034	0028	0040		0103	0057	0645	0715	0724	0745	0803	0817
Whitton (WTN)	d						0031				0100		0718				0820
Feltham (FEL)	a	0008		0016			0035	0046			0104		0722	0729		0808	0824
Ashford (Surrey) (AFS)	a	0012					0039				0108		0726			0828	
Staines (SNS)	a	0016		0022			0043	0052			0112		0730	0736		0815	0832
Strawberry Hill (STW)	a		0008			0038s				0107s		0648			0748		
Teddington (TED)	a		0012			0041s				0110s		0652			0752		
Hampton Wick (HMW)	a		0014			0044s				0113s		0657			0757		
Kingston (KNG)	a		0016			0047				0117		0659			0759		

Operator Train ID Days of operation/Notes		SW 1S15 A	SW 2C17 B	SW 2O13 W	SW 1U17 C	SW 2C19 B	SW 2U19 C	SW 1S19 A	SW 2C21 B	SW 2O17 W	SW 1U21 C	SW 2C23 B	SW 2U23 C	SW 1S23 A	SW 2C25 B	SW 2O21 W	SW 1U25 C
London Waterloo (WAT)	15 d			0817	0824	0839	0844	0849	0909	0917	0924	0939	0942	0949	1009	1014	1025
Vauxhall (VXH)	d			0821	0828	0843	0848	0853	0913	0921	0928	0943	0946	0953	1013	1018	1029
Queenstown Rd.(Battersea) (QRB)	d			0824			0852	0857		0925		0950	0957		1021		
Clapham Junction (CLJ)	10 d	0800	0809	0827	0835	0849	0855	0900	0919	0928	0935	0949	0954	1000	1019	1024	1035
Wandsworth Town (WNT)	d	0803	0812	0830			0857	0903		0930		0957	1003		1027		
Putney (PUT)	d	0806	0815	0833	0839	0853	0900	0906	0923	0933	0939	0953	1000	1006	1023	1030	1039
Barnes (BNS)	d	0809	0818	0836			0903	0909		0936		1003	1009		1033		
Barnes Bridge (BNI)	d	0811						0911							1011		
Chiswick (CHK)	d	0813						0913							1013		
Kew Bridge (KWB)	d	0816						0916							1016		
Brentford (BFD)	d	0819						0919							1019		
Syon Lane (SYL)	d	0821						0921							1021		
Isleworth (ISL)	d	0823						0923							1023		
Hounslow (HOU)	d	0826						0926							1026		
Mortlake (MTL)	d		0820	0838			0906			0939			1005			1035	
North Sheen (NSH)	d		0822	0840			0908			0941			1007			1037	
Richmond (RMD)	d		0825	0843	0846	0859	0910		0929	0943	0946	0959	1010		1029	1040	1045
St Margarets (SMG)	d		0827	0845			0913			0946			1012			1042	
Twickenham (TWI)	d		0830	0848	0851	0903	0915		0933	0948	0951	1003	1015		1033	1045	1049
Whitton (WTN)	d		0833		0854	0918				0954			1018			1052	
Feltham (FEL)	a	0832	0837		0858	0909	0922	0932	0939		0958	1009	1022	1032	1038		1056
Ashford (Surrey) (AFS)	a	0836	0841		0903	0915	0927	0936			1003		1026	1036			1100
Staines (SNS)	a	0840	0845		0906	0915	0930	0940	0945		1006	1015	1030	1040	1045		1104
Strawberry Hill (STW)	a			0851						0952						1048	
Teddington (TED)	a			0855						0955						1052	
Hampton Wick (HMW)	a			0858						0958						1057	
Kingston (KNG)	a			0900						1000						1059	

NOTES (see introductory pages for explanation of train operator codes and standard symbols)

- a Arrival time  
d Departure time  
s Stops to set down only  
e Arrives 5 minutes earlier

- A To Woking, see table 151  
B To Reading, see table 151  
C To Windsor & Eton Riverside, see table 151  
W To Waterloo via Wimbledon, see table 161

London to Putney, Hounslow, Richmond, Twickenham and Kingston

Sundays

Operator	Train ID	SW 2C27	SW 2U27	SW 1S27	SW 2C29	SW 2O25	SW 1U29	SW 2C31	SW 2U31	SW 1S31	SW 2C33	SW 2O29	SW 1U33	SW 2C35	SW 2U35	SW 1S35	SW 2C37
Days of operation/Notes		B	C	A	B	W	C	B	C	A	B	W	C	B	C	A	B
London Waterloo (WAT)	15 d	1039	1044	1050	1109	1114	1125	1139	1144	1150	1209	1214	1225	1239	1244	1250	1309
Vauxhall (VXH)	d	1043	1048	1054	1113	1118	1129	1143	1148	1154	1213	1218	1229	1243	1248	1254	1313
Queenstown Rd.(Battersea) (QRB)	d		1051	1057		1122		1154	1151	1157		1221		1251	1257		
Clapham Junction (CLJ)	10 d	1049	1054	1100	1119	1125	1135	1149	1154	1200	1219	1224	1235	1249	1254	1300	1319
Wandsworth Town (WNT)	d		1057	1103		1128		1157	1157	1203		1227		1257	1303		
Putney (PUT)	d	1053	1100	1106	1123	1131	1139	1153	1200	1206	1223	1230	1239	1253	1300	1306	1323
Barnes (BNS)	d		1103	1109		1134			1203	1209		1233		1303	1309		
Barnes Bridge (BNI)	d			1111						1211						1311	
Chiswick (CHK)	d			1113						1213					1313		
Kew Bridge (KWB)	d			1116						1216					1316		
Brentford (BFD)	d			1119						1219					1319		
Syon Lane (SYL)	d			1121						1221					1321		
Isleworth (ISL)	d			1123						1223					1323		
Hounslow (HOU)	d			1126						1226					1326		
Mortlake (MTL)	d		1105			1136			1205			1235			1305		
North Sheen (NSH)	d		1107			1138			1207			1237			1307		
Richmond (RMD)	d	1059	1110		1129	1141	1145	1159	1210		1229	1240	1245	1259	1310		1329
St Margarets (SMG)	d		1112			1143			1212			1242			1312		
Twickenham (TWI)	d	1103	1115		1133	1145	1149	1203	1215		1233	1245	1249	1303	1315		1333
Whitton (WTN)	d		1118				1152		1218				1252		1318		
Feltham (FEL)	a	1108	1122	1132	1138		1156	1208	1222	1232	1238		1256	1308	1322	1332	1338
Ashford (Surrey) (AFS)	a		1126	1136			1200		1226	1236			1300		1326	1336	
Staines (SNS)	a	1115	1130	1140	1145		1204	1215	1230	1240			1304	1315	1330	1340	1345
Strawberry Hill (STW)	a					1149						1248					
Teddington (TED)	a					1153						1253					
Hampton Wick (HMW)	a					1157						1257					
Kingston (KNG)	a					1159						1259					

Operator	Train ID	SW 2O33	SW 1U37	SW 2C39	SW 2U39	SW 1S39	SW 2C41	SW 2O37	SW 2V35	SW 1U41	SW 2C43	SW 2V35	SW 2U43	SW 1S43	SW 2C45	SW 2O41	SW 2V39
Days of operation/Notes		W	C	B	C	A	B	W	H	C	B	H	C	A	B	W	H
London Waterloo (WAT)	15 d	1314	1325	1339	1344	1350	1409	1414	1420	1425	1439		1444	1450	1509	1514	1520
Vauxhall (VXH)	d	1318	1329	1343	1348	1354	1413	1418	1424	1429	1443		1448	1454	1513	1518	1524
Queenstown Rd.(Battersea) (QRB)	d	1321			1351	1357		1421	1427				1451	1457		1521	1527
Clapham Junction (CLJ)	10 d	1324	1335	1349	1354	1400	1419	1424	1430	1435	1449		1454	1500	1519	1524	1530
Wandsworth Town (WNT)	d	1327			1357	1403		1427	1433				1457	1503		1527	1533
Putney (PUT)	d	1330	1339	1353	1400	1406	1423	1430	1436	1439	1453		1500	1506	1523	1530	1536
Barnes (BNS)	d	1333			1403	1409		1433	1439				1503	1509		1533	1539
Barnes Bridge (BNI)	d					1411			1441					1511			1541
Chiswick (CHK)	d					1413			1444					1513			1544
Kew Bridge (KWB)	d					1416			1446					1516			1546
Brentford (BFD)	d					1419			1449					1519			1549
Syon Lane (SYL)	d					1421			1451					1521			1551
Isleworth (ISL)	d					1423			1453					1523			1553
Hounslow (HOU)	d					1426			1457					1526			1557
Mortlake (MTL)	d	1335			1405			1435					1505			1535	
North Sheen (NSH)	d	1337			1407			1437					1507			1537	
Richmond (RMD)	d	1340	1345	1359	1410		1429	1440		1445	1459		1510		1529	1540	
St Margarets (SMG)	d	1342			1412			1442				1511f	1512			1542	
Twickenham (TWI)	d	1345	1349	1403	1415		1433	1445	1511f	1449	1503	1511f	1515		1533	1545	1611f
Whitton (WTN)	d		1352		1418				1501g	1452			1518				1601g
Feltham (FEL)	a		1356	1408	1422	1432	1438		1456	1508			1522	1532	1538		1611f
Ashford (Surrey) (AFS)	a		1400		1426	1436			1501				1526	1536			
Staines (SNS)	a		1404	1415	1430	1440	1445		1504	1515			1530	1540	1545		
Strawberry Hill (STW)	a	1348						1448				1514				1548	
Teddington (TED)	a	1352						1452				1518				1552	
Hampton Wick (HMW)	a	1357						1457				1521				1557	
Kingston (KNG)	a	1359						1459				1523				1559	

NOTES (see introductory pages for explanation of train operator codes and standard symbols)

- a Arrival time
- d Departure time
- f Arrives 7 minutes earlier
- g Calls at Whitton before Twickenham

- A To Woking, see table 151
- B To Reading, see table 151
- C To Windsor & Eton Riverside, see table 151
- H From Waterloo to Kingston via Hounslow
- W To Waterloo via Wimbledon, see table 161

## London to Putney, Hounslow, Richmond, Twickenham and Kingston

## Sundays

Operator Train ID Days of operation/Notes	SW	SW	SW	SW	SW	SW	SW	SW	SW	SW	SW	SW	SW	SW	SW	SW	
	1U45 C	2C47 B	2V39 H	2U47 C	1S47 A	2C49 B	2O45 W	2V43 H	1U49 C	2C51 B	2V43 H	2U51 C	1S51 A	2C53 B	2O49 W	2V47 H	
London Waterloo (WAT)	15 d	1525	1539		1544	1550	1609	1614	1620	1625	1639		1644	1650	1709	1714	1720
Vauxhall (VXH)	d	1529	1543		1548	1554	1613	1618	1624	1629	1643		1648	1654	1713	1718	1724
Queenstown Rd.(Battersea) (QRB)	d				1551	1557		1621	1627				1651	1657		1721	1727
Clapham Junction (CLJ)	10 d	1535	1549		1554	1600	1619	1624	1630	1635	1649		1654	1700	1719	1724	1730
Wandsworth Town (WNT)	d				1557	1603		1627	1633				1657	1703		1727	1733
Putney (PUT)	d	1539	1553		1600	1606	1623	1630	1636	1639	1653		1700	1706	1723	1730	1736
Barnes (BNS)	d				1603	1609		1633	1639				1703	1709		1733	1739
Barnes Bridge (BNI)	d					1611			1641					1711			1741
Chiswick (CHK)	d					1613			1644					1713			1744
Kew Bridge (KWB)	d					1616			1646					1716			1746
Brentford (BFD)	d					1619			1649					1719			1749
Syon Lane (SYL)	d					1621			1651					1721			1751
Isleworth (ISL)	d					1623			1653					1723			1753
Hounslow (HOU)	d					1626			1657					1726			1757
Mortlake (MTL)	d				1605				1635				1705			1735	
North Sheen (NSH)	d				1607				1637				1707			1737	
Richmond (RMD)	d	1545	1559		1610		1629	1640		1645	1659		1710		1729	1740	
St Margarets (SMG)	d				1612			1642					1712			1742	
Twickenham (TWI)	d	1549	1603	1611f	1615		1633	1645	1711f	1649	1703	1711f	1715		1733	1745	1811f
Whitton (WTN)	d	1552			1618				1701g	1652			1718				1801g
Feltham (FEL)	a	1556	1608		1622	1632	1638		1656	1708			1722	1732	1738		1756
Ashford (Surrey) (AFS)	a	1601			1626	1636			1701				1726	1736			1757
Staines (SNS)	a	1604	1615		1630	1640	1645		1704	1715			1730	1740	1745		1759
Strawberry Hill (STW)	a			1614				1648				1714				1748	
Teddington (TED)	a			1618				1652				1718				1752	
Hampton Wick (HMW)	a			1621				1657				1721				1757	
Kingston (KNG)	a			1623				1659				1723				1759	

Operator Train ID Days of operation/Notes	SW	SW	SW	SW	SW	SW	SW	SW	SW	SW	SW	SW	SW	SW	SW	SW	
	1U53 C	2C55 B	2V47 H	2U55 C	1S55 A	2C57 B	2O53 W	2V51 H	1U57 C	2C59 B	2V51 H	2U59 C	1S59 A	2C61 B	2O57 W	2V55 H	
London Waterloo (WAT)	15 d	1725	1739		1744	1750	1809	1814	1820	1825	1839		1844	1850	1909	1914	1920
Vauxhall (VXH)	d	1729	1743		1748	1754	1813	1818	1824	1829	1843		1848	1854	1913	1918	1924
Queenstown Rd.(Battersea) (QRB)	d				1751	1757		1821	1827				1851	1857		1921	1927
Clapham Junction (CLJ)	10 d	1735	1749		1754	1800	1819	1824	1830	1835	1849		1854	1900	1919	1924	1930
Wandsworth Town (WNT)	d				1757	1803		1827	1833				1857	1903		1927	1933
Putney (PUT)	d	1739	1753		1800	1806	1823	1830	1836	1839	1853		1900	1906	1923	1930	1936
Barnes (BNS)	d				1803	1809		1833	1839				1903	1909		1933	1939
Barnes Bridge (BNI)	d					1811			1841					1911			1941
Chiswick (CHK)	d					1813			1844					1913			1944
Kew Bridge (KWB)	d					1816			1846					1916			1946
Brentford (BFD)	d					1819			1849					1919			1949
Syon Lane (SYL)	d					1821			1851					1921			1951
Isleworth (ISL)	d					1823			1853					1923			1953
Hounslow (HOU)	d					1826			1857					1926			1957
Mortlake (MTL)	d				1805				1835				1905			1935	
North Sheen (NSH)	d				1807				1837				1907			1937	
Richmond (RMD)	d	1745	1759		1810		1829	1840		1845	1859		1910		1929	1940	
St Margarets (SMG)	d				1812			1842					1912			1942	
Twickenham (TWI)	d	1749	1803	1811f	1815		1833	1845	1911f	1849	1903	1911f	1915		1933	1945	2011f
Whitton (WTN)	d	1752			1818				1901g	1852			1918				2001g
Feltham (FEL)	a	1756	1808		1822	1832	1838		1856	1908			1922	1932	1938		1956
Ashford (Surrey) (AFS)	a	1801			1826	1836			1901				1926	1936			1957
Staines (SNS)	a	1804	1815		1830	1840	1845		1904	1915			1930	1939	1945		1959
Strawberry Hill (STW)	a			1814				1848				1914				1948	
Teddington (TED)	a			1818				1852				1918				1952	
Hampton Wick (HMW)	a			1821				1857				1921				1957	
Kingston (KNG)	a			1823				1859				1923				1959	

NOTES (see introductory pages for explanation of train operator codes and standard symbols)

- a Arrival time
- d Departure time
- f Arrives 7 minutes earlier
- g Calls at Whitton before Twickenham

- A To Woking, see table 151
- B To Reading, see table 151
- C To Windsor & Eton Riverside, see table 151
- H From Waterloo to Kingston via Hounslow
- W To Waterloo via Wimbledon, see table 161



## London to Putney, Hounslow, Richmond, Twickenham and Kingston

## Sundays

Operator		SW	SW	SW	SW	SW	SW	SW	SW	SW	SW	SW	SW	SW	SW	SW	SW
Train ID		1U61	2C63	2V55	2U63	1S63	2C65	2O61	2V59	1U65	2C67	2V59	2U67	1S67	2C69	2O65	2V63
Days of operation/Notes		C	B	H	C	A	B	W	H	C	B	H	C	A	B	W	H
London Waterloo (WAT)	15 d	1925	1939		1944	1950	2009	2014	2020	2025	2039		2044	2050	2109	2114	2120
Vauxhall (VXH)	d	1929	1943		1948	1954	2013	2018	2024	2029	2043		2048	2054	2113	2118	2124
Queenstown Rd.(Battersea) (QRB)	d				1951	1957		2021	2027				2051	2057		2121	2127
Clapham Junction (CLJ)	10 d	1935	1949		1954	2000	2019	2024	2030	2035	2049		2054	2100	2119	2124	2130
Wandsworth Town (WNT)	d				1957	2003		2027	2033				2057	2103		2127	2133
Putney (PUT)	d	1939	1953		2000	2006	2023	2030	2036	2039	2053		2100	2106	2123	2130	2136
Barnes (BNS)	d				2003	2009		2033	2039				2103	2109		2133	2139
Barnes Bridge (BNI)	d					2011			2041					2111			2141
Chiswick (CHK)	d					2013			2044					2113			2144
Kew Bridge (KWB)	d					2016			2046					2116			2146
Brentford (BFD)	d					2019			2049					2119			2149
Syon Lane (SYL)	d					2021			2051					2121			2151
Isleworth (ISL)	d					2023			2053					2123			2153
Hounslow (HOU)	d					2026			2057					2126			2157
Mortlake (MTL)	d				2005			2035					2105			2135	
North Sheen (NSH)	d				2007			2037					2107			2137	
Richmond (RMD)	d	1945	1959		2010		2029	2040		2045	2059		2110		2129	2140	
St Margarets (SMG)	d			←	2012			2042				←	2112			2142	
Twickenham (TWI)	d	1949	2003	2011f	2015		2033	2045	2111f	2049	2103	2111f	2115		2133	2145	2211f
Whitton (WTN)	d	1952			2018				2101g	2052			2118				2201g
Feltham (FEL)	a	1956	2008		2022	2032	2038		←	2056	2108		2122	2132	2138		←
Ashford (Surrey) (AFS)	a	2001			2026	2036				2101			2126	2136			
Staines (SNS)	a	2004	2015		2030	2040	2045			2104	2115		2130	2140	2145		
Strawberry Hill (STW)	a			2014				2048				2114				2148	
Teddington (TED)	a			2018				2052				2118				2152	
Hampton Wick (HMW)	a			2021				2057				2121				2157	
Kingston (KNG)	a			2023				2059				2123				2159	

Operator		SW	SW	SW	SW	SW	SW	SW	SW	SW	SW	SW	SW	SW	SW	SW	SW
Train ID		2C71	2V63	2U71	1S71	2C73	2O69	2V67	2C75	2V67	2U75	1S75	2C77	2O73	2V71	2C79	2V71
Days of operation/Notes		B	H	C	A	B	W	H	B	H	C	A	B		H	B	H
London Waterloo (WAT)	15 d	2139		2144	2150	2209	2214	2220	2239		2244	2250	2309	2314	2320	2339	
Vauxhall (VXH)	d	2143		2148	2154	2213	2218	2224	2243		2248	2254	2313	2318	2324	2343	
Queenstown Rd.(Battersea) (QRB)	d			2151	2157		2221	2227			2251	2257		2321	2327		
Clapham Junction (CLJ)	10 d	2149		2154	2200	2219	2224	2230	2249		2254	2300	2319	2324	2330	2349	
Wandsworth Town (WNT)	d			2157	2203		2227	2233			2257	2303		2327	2333		
Putney (PUT)	d	2153		2200	2206	2223	2230	2236	2253		2300	2306	2323	2330	2336	2353	
Barnes (BNS)	d			2203	2209		2233	2239			2303	2309		2333	2339		
Barnes Bridge (BNI)	d				2211			2241					2311			2341	
Chiswick (CHK)	d				2213			2244					2313			2344	
Kew Bridge (KWB)	d				2216			2246					2316			2346	
Brentford (BFD)	d				2219			2249					2319			2349	
Syon Lane (SYL)	d				2221			2251					2321			2351	
Isleworth (ISL)	d				2223			2253					2323			2353	
Hounslow (HOU)	d				2226			2257					2326			2358	
Mortlake (MTL)	d			2205			2235				2305			2335			
North Sheen (NSH)	d			2207			2237				2307			2337			
Richmond (RMD)	d	2159		2210		2229	2240		2259		2310		2329	2340		2359	
St Margarets (SMG)	d		←	2212			2242			←	2312			2342			←
Twickenham (TWI)	d	2203	2211f	2215		2233	2245	2311f	2303	2311f	2315		2333	2345	0012f	0003	0012f
Whitton (WTN)	d			2218				2301g			2318				0002g		
Feltham (FEL)	a	2208		2222	2232	2238		←	2308		2323	2332	2338		←	0008	
Ashford (Surrey) (AFS)	a			2226	2236						2328	2336					
Staines (SNS)	a	2215		2230	2240	2245			2315		2331	2340	2345			0015	
Strawberry Hill (STW)	a		2214				2248				2314			2348			0015
Teddington (TED)	a		2218				2252				2318			2352			0019
Hampton Wick (HMW)	a		2221				2257				2321			2355			0022
Kingston (KNG)	a		2223				2259				2323			2357			0024





NOTES (see introductory pages for explanation of train operator codes and standard symbols)

- a Arrival time
- d Departure time
- f Arrives 7 minutes earlier
- g Calls at Whitton before Twickenham

- A To Woking, see table 151
- B To Reading, see table 151
- C To Windsor & Eton Riverside, see table 151
- H From Waterloo to Kingston via Hounslow
- W To Waterloo via Wimbledon, see table 161

## London to Putney, Hounslow, Richmond, Twickenham and Kingston

## Sundays

Operator Train ID Days of operation/Notes	SW	SW	SW
	2U79	2O77 MM	2O79 MM
London Waterloo (WAT)  d	2344	0003	0018
Vauxhall (VXH)  d	2348	0007	0022
Queenstown Rd.(Battersea) (QRB) d	2351	0010	
Clapham Junction (CLJ)  d	2354	0013	0028
Wandsworth Town (WNT) d	2357	0016	
Putney (PUT) d	2359	0019	0032
Barnes (BNS) d	0003	0022	
Barnes Bridge (BNI) d			
Chiswick (CHK) d			
Kew Bridge (KWB) d			
Brentford (BFD) d			
Syon Lane (SYL) d			
Isleworth (ISL) d			
Hounslow (HOU) d			
Mortlake (MTL) d	0005	0024	
North Sheen (NSH) d	0007	0026	
Richmond (RMD)  d	0010	0029	0038
St Margarets (SMG) d	0012	0031	
Twickenham (TWI) d	0015	0034	0042
Whitton (WTN) d	0018		
Feltham (FEL) a	0022		
Ashford (Surrey) (AFS) a	0026		
Staines (SNS) a	0030		
Strawberry Hill (STW) a		0037	0045s
Teddington (TED) a			0049s
Hampton Wick (HMW) a			0052s
Kingston (KNG) a			0054

**NOTES** (see introductory pages for explanation of train operator codes and standard symbols)

- a Arrival time  
d Departure time  
s Stops to set down only  
**MM** Monday mornings

Kingston, Twickenham, Richmond, Hounslow and Putney to London

**Mondays to Fridays**

Operator Train ID Days of operation/Notes 1st Class/Reservations/Bus	SW 2U78 MO A	SW 1S78 MO B	SW 2K71 MX W	SW 2C78 MO D	SW 2S78 MX E	SW 2C80 MX D	SW F F	SW 2U04 F	SW 2U04 G	SW 2R90	SW 2H90 C	SW 2U06	SW 2C08 J	SW 2R02	SW 2K01	SW 2U08 A	SW 1S08 B
Kingston (KNG)	d																0559
Hampton Wick (HMW)	d																0601
Teddington (TED)	d																0605
Strawberry Hill (STW)	d										0538						0609
Staines (SNS)	d						0429		0453			0537	0556				0608
Ashford (Surrey) (AFS)	d						0437		0456			0540					0611
Feltham (FEL)	d					0005	0454a	0501	0501			0545	0602				0616
Whitton (WTN)	d							0505	0505			0549					0620
Twickenham (TWI)	d					0011		0508	0508		0543	0553	0609		0613	0623	
St Margarets (SMG)	d							0510	0510		0545				0615		
Richmond (RMD)	d					0015		0514	0514		0549	0558	0614		0619	0628	
North Sheen (NSH)	d							0516	0516		0551				0621		
Mortlake (MTL)	d							0518	0518		0553				0623		
Hounslow (HOU)	d									0531				0601			0617
Isleworth (ISL)	d									0534				0604			0620
Syon Lane (SYL)	d									0536				0606			0622
Brentford (BFD)	d									0539				0609			0625
Kew Bridge (KWB)	d									0541				0611			0627
Chiswick (CHK)	d				0002					0544				0614			0630
Barnes Bridge (BNI)	d				0004					0546				0616			0632
Barnes (BNS)	d				0007			0522	0522	0549	0556			0619	0626		0634
Putney (PUT)	d			0005	0010			0525	0525	0552	0559	0605	0621	0622	0629	0634	0637
Wandsworth Town (WNT)	d		0002		0013			0528	0528	0555	0602			0625	0632		0640
Clapham Junction (CLJ)	d		0002	0005	0009	0016	0024	0531	0531	0558	0605	0609	0625	0628	0635	0639	0643
Queenstown Rd.(Battersea) (QRB)	d		0005	0008	0021			0534	0534		0608			0638			0646
Vauxhall (VXH)	d	0001	0008	0012	0015	0025		0537	0537	0604	0612	0615	0631	0634	0642	0645	0650
London Waterloo (WAT)	a	0005	0013	0016	0019	0029	0035	0542	0542	0609	0616	0619	0637	0639	0646	0649	0656

Operator Train ID Days of operation/Notes	SW 2R03 K	SW 2C10 D	SW 2K03 W	SW 2U10 A	SW 2S10	SW 2V05 L	SW 2R05 K	SW 2C12 D	SW 2K05 W	SW 1S12 E	SW 2U12 A	SW 2H92 C	SW 2R07 K	SW 1N90 P	SW 2C14 D	SW 2K07 W	SW 1S14 E
Kingston (KNG)	d			0626					0658								0728
Hampton Wick (HMW)	d			0630					0700								0730
Teddington (TED)	d			0635					0705								0735
Strawberry Hill (STW)	d			0641g					0711g			0718					0738
Staines (SNS)	d		0629		0638	0625		0659		0654	0711			0718	0728		0723
Ashford (Surrey) (AFS)	d				0641	0628				0657	0714			0721			0726
Feltham (FEL)	d		0637		0646	0633		0706		0702	0719			0726	0735		0731
Whitton (WTN)	d	0620			0650		0653	0650			0723		0720	0730			
Twickenham (TWI)	d		0642	0645	0653		0657	0711	0715		0726	0728e		0734	0741	0743	
St Margarets (SMG)	d			0647			0659		0717			0730			0745		
Richmond (RMD)	d		0647	0651	0658		0703	0716	0721		0731	0734		0738	0745	0749	
North Sheen (NSH)	d				0653		0705		0723			0736			0751		
Mortlake (MTL)	d				0655		0707		0725			0738			0753		
Hounslow (HOU)	d	0631g			0644e	0648	0659			0714c			0729				0744c
Isleworth (ISL)	d	0634			0647		0702			0717			0732				0747
Syon Lane (SYL)	d	0636			0650		0705			0720			0735				0750
Brentford (BFD)	d	0639			0653		0708			0723			0738				0753
Kew Bridge (KWB)	d	0641			0655		0710			0725			0741				0755
Chiswick (CHK)	d	0644			0658		0713			0728			0743				0758
Barnes Bridge (BNI)	d	0646			0701		0716			0731			0746				0801
Barnes (BNS)	d	0649		0658	0704	0710	0719		0728	0734		0741	0749			0756	0804
Putney (PUT)	d	0652	0653	0701	0704	0707	0713	0722	0731	0737	0737	0744	0752			0759	0807
Wandsworth Town (WNT)	d	0655		0704		0710	0716	0725		0734	0740	0747	0755			0802	0810
Clapham Junction (CLJ)	d	0659	0658	0707	0709	0713	0720	0729	0724	0737	0743	0742	0750	0758	0748	0754	0806
Queenstown Rd.(Battersea) (QRB)	d			0710		0716			0740	0747					0809		0817
Vauxhall (VXH)	d	0704		0714	0715	0720	0726	0734		0744	0751	0747	0758	0804	0754		0813
London Waterloo (WAT)	a	0713	0709	0720	0722	0728	0734	0743	0736	0751	0758	0754	0804	0813	0800	0806	0821

**NOTES** (see introductory pages for explanation of train operator codes and standard symbols)

- a Arrival time
- d Departure time
- c Arrives 7 minutes earlier
- e Arrives 6 minutes earlier
- g Arrives 3 minutes earlier
- K From Twickenham
- L From Hounslow
- P From Farnham, see table 151
- W From Waterloo via Wimbledon, see table 161
- MO Mondays only
- MX Not Mondays
- A From Windsor & Eton Riverside, see table 151
- B From Woking, see table 151
- C From Shepperton, see table 161
- D From Reading, see table 151
- E From Weybridge, see table 151
- F Runs until 8 September
- G Runs from 11 September
- J From Ascot, see table 151

Kingston, Twickenham, Richmond, Hounslow and Putney to London

**Mondays to Fridays**

Operator Train ID Days of operation/Notes	SW 2U14 A	SW 2H94 C	SW 2R09 M	SW 1N92 P	SW 2C16 D	SW 2K09 W	SW 2H96 C	SW 2U16 A	SW 2S16 E	SW 2V11 H	SW 2C18 D	SW 2R11 M	SW 2K11 W	SW 2U18 A	SW 2S18 E	SW 2V13 H	SW 2R13 M
Kingston (KNG)	d					0758							0828				
Hampton Wick (HMW)	d					0800							0830				
Teddington (TED)	d					0805							0835				
Strawberry Hill (STW)	d	0745				0808	0815						0838				
Staines (SNS)	d	0741			0748	0758		0808	0803		0828			0840	0833		
Ashford (Surrey) (AFS)	d	0744			0751			0811	0806					0843	0836		
Feltham (FEL)	d	0749			0756	0805		0816	0811		0835			0848	0841		
Whitton (WTN)	d	0753		0750	0800			0820		0823		0820		0852		0854	0850
Twickenham (TWI)	d	0756	0757f		0803	0811	0813	0820	0824		0827	0841		0843	0855		0858
St Margarets (SMG)	d		0800			0815				0829				0845		0900	0904
Richmond (RMD)	⊖ d	0801	0804		0808	0815	0819	0824	0828		0833	0845		0849	0900		0904
North Sheen (NSH)	d		0806				0821				0835			0851			0906
Mortlake (MTL)	d		0808				0823				0837			0853			0908
Hounslow (HOU)	d			0759					0816	0819		0829				0846	0848
Isleworth (ISL)	d			0802					0819			0832				0849	0904
Syon Lane (SYL)	d			0805					0821			0834				0851	0906
Brentford (BFD)	d			0808					0824			0837				0854	0909
Kew Bridge (KWB)	d			0810					0826			0840				0856	0911
Chiswick (CHK)	d			0813					0829			0843				0859	0914
Barnes Bridge (BNI)	d			0816					0831			0846				0901	0916
Barnes (BNS)	d		0811	0819			0826			0834	0840		0849	0856		0904	0911
Putney (PUT)	d	0807	0814	0822			0829		0835	0837	0843		0852	0859	0906	0907	0914
Wandsworth Town (WNT)	d		0817	0825			0832			0840	0846		0855	0902		0910	0917
Clapham Junction (CLJ)	10 d	0812	0820	0828	0818	0824	0835	0833	0839	0843	0849	0854	0858	0905	0911	0913	0920
Queenstown Rd.(Battersea) (QRB)	d						0838			0846				0908		0916	
Vauxhall (VXH)	⊖ d	0817	0826	0834	0824		0842	0838	0845	0850	0856	0900	0904	0912	0917	0920	0926
London Waterloo (WAT)	⊖ 15 a	0824	0834	0843	0831	0841	0848	0845	0853	0858	0904	0907	0913	0921	0923	0928	0934

Operator Train ID Days of operation/Notes	SW 2C20 D	SW 2K13 W	SW 2U20 A	SW 2S20 H	SW 2V15 H	SW 2R15 M	SW 2C22 D	SW 2K15 W	SW 2S22 E	SW 2U22 A	SW 2V17 H	SW 2R17 M	SW 2C24 D	SW 2K17 W	SW 2U24 A	SW 2S24 E	SW 2C26 D
Kingston (KNG)	d		0858						0928							0958	
Hampton Wick (HMW)	d		0900						0930							1000	
Teddington (TED)	d		0905						0935							1005	
Strawberry Hill (STW)	d		0908						0938							1008	
Staines (SNS)	d	0858		0910	0903			0928		0933	0941			0958		1008	1003
Ashford (Surrey) (AFS)	d			0913	0906					0936	0944					1011	1006
Feltham (FEL)	d	0905		0918	0911			0935		0941	0949			1005		1016	1011
Whitton (WTN)	d			0922		0925	0920			0954		0950				1020	
Twickenham (TWI)	d	0911	0913	0925		0929		0941	0943		0958	0959j		1011	1013	1023	
St Margarets (SMG)	d		0915			0931			0945			1002			1015		
Richmond (RMD)	⊖ d	0915	0919	0930		0934		0945	0949		1002	1005		1015	1019	1028	
North Sheen (NSH)	d		0921			0936			0951			1007			1021		
Mortlake (MTL)	d		0923			0939			0953			1010			1023		
Hounslow (HOU)	d				0916	0918	0931g			0946		0946	1001g				1016
Isleworth (ISL)	d				0919		0934			0949			1004				1019
Syon Lane (SYL)	d				0921		0936			0951			1006				1021
Brentford (BFD)	d				0924		0939			0954			1009				1024
Kew Bridge (KWB)	d				0926		0941			0956			1011				1026
Chiswick (CHK)	d				0929		0944			0959			1014				1029
Barnes Bridge (BNI)	d				0931		0946			1001			1016				1031
Barnes (BNS)	d		0926		0934	0942	0949		0956	1004		1013	1019		1026		1034
Putney (PUT)	d		0929	0936	0937	0945	0952		0959	1007	1009	1016	1022		1029	1034	1037
Wandsworth Town (WNT)	d		0932		0940	0948	0955		1002	1010		1019	1025		1032		1040
Clapham Junction (CLJ)	10 d	0924	0935	0941	0943	0951	0958	0954	1005	1015	1013	1022	1029	1025	1035	1039	1043
Queenstown Rd.(Battersea) (QRB)	d		0938		0946				1008	1018					1038		1047
Vauxhall (VXH)	⊖ d		0942	0946	0950	0957	1004		1012	1022	1019	1027	1035		1042	1045	1050
London Waterloo (WAT)	⊖ 15 a	0936	0948	0953	0958	1002	1011	1004	1016	1028	1024	1032	1042	1037	1046	1049	1056

NOTES (see introductory pages for explanation of train operator codes and standard symbols)

- a Arrival time
- d Departure time
- f Arrives 8 minutes earlier
- g Arrives 3 minutes earlier
- j Arrives 4 minutes earlier

- A From Windsor & Eton Riverside, see table 151
- C From Shepperton, see table 161
- D From Reading, see table 151
- E From Weybridge, see table 151
- H From Waterloo via Hounslow
- M From Waterloo via Mortlake
- P From Farnham, see table 151
- W From Waterloo via Wimbledon, see table 161

Kingston, Twickenham, Richmond, Hounslow and Putney to London

**Mondays to Fridays**

Operator Train ID Days of operation/Notes	SW	SW	SW	SW	SW	SW	SW	SW	SW	SW	SW	SW	SW	SW	SW	SW	SW	SW
	2K19 W	2U26 A	2S26 E	2C28 D	2K21 W	2U28 A	2S28 E	2C30 D	2K23 W	2U30 A	2S30 E	2C32 D	2K25 W	2U32 A	2S32 FX E	2S32 FO E	2C34 D	
Kingston (KNG)	d	1028				1058				1128				1158				
Hampton Wick (HMW)	d	1030				1100				1130				1200				
Teddington (TED)	d	1035				1105				1135				1205				
Strawberry Hill (STW)	d	1038				1108				1138				1208				
Staines (SNS)	d		1037	1033	1058		1108	1103	1128		1138	1133	1158		1208	1203	1203	1228
Ashford (Surrey) (AFS)	d		1040	1036			1111	1106			1141	1136			1211	1206	1206	
Feltham (FEL)	d		1045	1041	1105		1116	1111	1135		1146	1141	1205		1216	1211	1211	1235
Whitton (WTN)	d		1049				1120				1150				1220			
Twickenham (TWI)	d	1043	1053		1111	1113	1123		1141	1143	1153		1211	1213	1224			1241
St Margarets (SMG)	d	1045				1115				1145				1215				
Richmond (RMD)	⊖ d	1049	1058		1115	1119	1128		1145	1149	1158		1215	1219	1228			1245
North Sheen (NSH)	d	1051				1121				1151				1221				
Mortlake (MTL)	d	1053				1123				1153				1223				
Hounslow (HOU)	d			1046				1116				1146					1216	1216
Isleworth (ISL)	d			1049				1119				1149					1219	1219
Syon Lane (SYL)	d			1051				1121				1151					1221	1221
Brentford (BFD)	d			1054				1124				1154					1224	1224
Kew Bridge (KWB)	d			1056				1126				1156					1226	1226
Chiswick (CHK)	d			1059				1129				1159					1229	1241h
Barnes Bridge (BNI)	d			1101				1131				1201					1231	1243
Barnes (BNS)	d	1056		1104		1126		1134		1156		1204		1226		1234	1247	
Putney (PUT)	d	1059	1104	1107		1129	1134	1137		1159	1204	1207		1229	1234	1237		
Wandsworth Town (WNT)	d	1102		1110		1132		1140		1202		1210		1232		1240		
Clapham Junction (CLJ)	10 d	1105	1109	1114	1124	1135	1139	1144	1154	1205	1209	1214	1226	1235	1239	1243	1258	1255
Queenstown Rd.(Battersea) (QRB)	d	1108		1117		1138		1147		1208		1217		1238		1246		
Vauxhall (VXH)	⊖ d	1112	1115	1121		1142	1145	1151		1212	1215	1221		1242	1245	1250		
London Waterloo (WAT)	⊖ 15 a	1116	1119	1128	1134	1146	1149	1156	1204	1216	1219	1226	1235	1246	1249	1256	1306	1304

Operator Train ID Days of operation/Notes	SW	SW	SW	SW	SW	SW	SW	SW	SW	SW	SW	SW	SW	SW	SW	SW	SW	SW
	2K27 W	2U34 A	2S34 E	2C36 D	2K29 W	2U36 A	2S36 E	2C38 D	2K31 W	2U38 A	2S38 E	2C40 D	2K33 W	2U40 A	2S40 E	2C42 D	2K35 W	
Kingston (KNG)	d	1228				1258				1328				1358				1428
Hampton Wick (HMW)	d	1230				1300				1330				1400				1430
Teddington (TED)	d	1235				1305				1335				1405				1435
Strawberry Hill (STW)	d	1238				1308				1338				1408				1438
Staines (SNS)	d		1238	1233	1258		1308	1303	1328		1338	1333	1358		1408	1403	1428	
Ashford (Surrey) (AFS)	d		1241	1236			1311	1306			1341	1336			1411	1406		
Feltham (FEL)	d		1246	1241	1305		1316	1311	1335		1346	1341	1405		1416	1411	1435	
Whitton (WTN)	d		1250				1320				1350				1420			
Twickenham (TWI)	d	1243	1253		1311	1313	1323		1341	1343	1353		1411	1413	1423		1441	1443
St Margarets (SMG)	d	1245				1315				1345				1415				1445
Richmond (RMD)	⊖ d	1249	1258		1315	1319	1328		1345	1349	1358		1415	1419	1428		1445	1449
North Sheen (NSH)	d	1251				1321				1351				1421				1451
Mortlake (MTL)	d	1253				1323				1353				1423				1453
Hounslow (HOU)	d			1246				1316				1346					1416	
Isleworth (ISL)	d			1249				1319				1349					1419	
Syon Lane (SYL)	d			1251				1321				1351					1421	
Brentford (BFD)	d			1254				1324				1354					1424	
Kew Bridge (KWB)	d			1256				1326				1356					1426	
Chiswick (CHK)	d			1259				1329				1359					1429	
Barnes Bridge (BNI)	d			1301				1331				1401					1431	
Barnes (BNS)	d	1256		1304		1327		1334		1356		1404		1426		1434		1456
Putney (PUT)	d	1259	1304	1307		1330	1334	1337		1359	1404	1407		1429	1434	1437		1459
Wandsworth Town (WNT)	d	1302		1310		1333		1340		1402		1410		1432		1440		1502
Clapham Junction (CLJ)	10 d	1305	1309	1313	1324	1336	1339	1343	1354	1405	1409	1414	1424	1435	1439	1443	1454	1505
Queenstown Rd.(Battersea) (QRB)	d	1308		1316		1339		1346		1408		1417		1438		1446		1508
Vauxhall (VXH)	⊖ d	1312	1315	1320		1343	1345	1350		1412	1415	1421		1442	1445	1450		1512
London Waterloo (WAT)	⊖ 15 a	1316	1319	1326	1334	1347	1349	1357	1404	1416	1419	1428	1434	1446	1449	1456	1507	1516

NOTES (see introductory pages for explanation of train operator codes and standard symbols)

- a Arrival time
- d Departure time
- h Arrives 12 minutes earlier
- A From Windsor & Eton Riverside, see table 151
- D From Reading, see table 151
- E From Weybridge, see table 151
- W From Waterloo via Wimbledon, see table 161
- FO Fridays only
- FX Not Fridays

Kingston, Twickenham, Richmond, Hounslow and Putney to London

**Mondays to Fridays**

Operator Train ID Days of operation/Notes	SW	SW	SW	SW	SW	SW	SW	SW	SW	SW	SW	SW	SW	SW	SW	SW	SW	SW
	2U42 A	2S42 E	2C44 D	2K37 W	2U44 A	2S44 E	2C46 D	2K39 W	2U46 A	2S46 E	2V41 H	2C48 D	2R41 M	2K41 W	2U48 A	2S48 E	2V43 H	
Kingston (KNG)	d			1458				1528						1558				
Hampton Wick (HMW)	d			1500				1530						1600				
Teddington (TED)	d			1505				1535						1605				
Strawberry Hill (STW)	d			1508				1538						1608				
Staines (SNS)	d	1438	1433	1458		1508	1503	1528		1538	1533		1558		1608	1603		
Ashford (Surrey) (AFS)	d	1441	1436			1511	1506			1541	1536				1611	1606		
Feltham (FEL)	d	1446	1441	1505		1516	1511	1535		1546	1541		1605		1616	1611		
Whitton (WTN)	d	1450				1520				1550		1553		1550		1620	1623	
Twickenham (TWI)	d	1453		1511	1513	1523		1541	1543	1553		1558	1611		1613	1623	1628	
St Margarets (SMG)	d				1515				1545			1600			1615		1631	
Richmond (RMD)	⊖ d	1458		1515	1519	1528		1545	1549	1558		1604	1615		1619	1628	1634	
North Sheen (NSH)	d				1521				1551			1606			1621		1636	
Mortlake (MTL)	d				1523				1553			1608			1623		1639	
Hounslow (HOU)	d		1446				1516				1546	1548		1601g		1616	1618	
Isleworth (ISL)	d		1449				1519				1549			1604		1619		
Syon Lane (SYL)	d		1451				1521				1551			1606		1621		
Brentford (BFD)	d		1454				1524				1554			1609		1624		
Kew Bridge (KWB)	d		1456				1526				1556			1611		1626		
Chiswick (CHK)	d		1459				1529				1559			1614		1629		
Barnes Bridge (BNI)	d		1501				1531				1601			1616		1631		
Barnes (BNS)	d		1504		1526	1534		1556		1604	1611		1619	1626	1634	1642		
Putney (PUT)	d	1504	1507		1529	1534	1537		1559	1604	1607	1614		1622	1629	1634	1645	
Wandsworth Town (WNT)	d		1510		1532	1540		1602		1610	1617			1625	1632	1640	1648	
Clapham Junction (CLJ)	10 d	1509	1513	1524	1535	1540	1543	1554	1605	1609	1613	1620	1624	1629	1635	1639	1643	1651
Queenstown Rd.(Battersea) (QRB)	d		1516		1538	1546		1608		1616				1638		1646		
Vauxhall (VXH)	⊖ d	1515	1520		1542	1545	1550		1612	1615	1620	1626		1634	1642	1645	1650	1656
London Waterloo (WAT)	⊖ 15 a	1519	1526	1534	1546	1551	1556	1607	1616	1619	1626	1632	1635	1641	1646	1649	1659	1701

Operator Train ID Days of operation/Notes	SW	SW	SW	SW	SW	SW	SW	SW	SW	SW	SW	SW	SW	SW	SW	SW	SW	SW
	2C50 D	2R43 M	2K43 W	2U50 A	2S50 E	2V45 H	2C52 D	2R45 M	2K45 W	2U52 A	2S52 E	2V47 H	2C54 D	2R47 M	2K47 W	2U54 A	2S54 E	
Kingston (KNG)	d			1628					1658						1728			
Hampton Wick (HMW)	d			1630					1700						1730			
Teddington (TED)	d			1635					1705						1735			
Strawberry Hill (STW)	d			1638					1708						1738			
Staines (SNS)	d	1628			1638	1633		1658		1708	1703		1728			1738	1733	
Ashford (Surrey) (AFS)	d				1641	1636				1711	1706				1741	1736		
Feltham (FEL)	d	1635			1646	1641		1705		1716	1711		1735		1746	1741		
Whitton (WTN)	d		1620		1650		1652		1650			1722		1720		1750		
Twickenham (TWI)	d	1641		1643	1653		1658	1711		1713	1723		1741	1720	1743	1753		
St Margarets (SMG)	d			1645			1700			1715					1745			
Richmond (RMD)	⊖ d	1645		1649	1658		1703	1715		1719	1728		1733	1745	1749	1758		
North Sheen (NSH)	d			1651			1705			1721					1751			
Mortlake (MTL)	d			1653			1708			1723					1753			
Hounslow (HOU)	d		1631g			1646	1648		1701g			1716	1715		1731g		1746	
Isleworth (ISL)	d		1634			1649			1704			1719			1734		1749	
Syon Lane (SYL)	d		1636			1651			1706			1721			1736		1751	
Brentford (BFD)	d		1639			1654			1709			1724			1739		1754	
Kew Bridge (KWB)	d		1641			1656			1711			1726			1741		1756	
Chiswick (CHK)	d		1644			1659			1714			1729			1744		1759	
Barnes Bridge (BNI)	d		1646			1701			1716			1731			1746		1801	
Barnes (BNS)	d		1649	1656		1704	1711		1719	1726		1734	1740		1749	1756	1804	
Putney (PUT)	d		1652	1659	1704	1707	1714		1722	1729	1734	1737	1743		1752	1759	1807	
Wandsworth Town (WNT)	d		1655	1702		1710	1717		1725	1732		1740	1746		1755	1802	1810	
Clapham Junction (CLJ)	10 d	1654	1658	1705	1709	1713	1722	1724	1728	1735	1739	1743	1752	1756	1758	1805	1809	1813
Queenstown Rd.(Battersea) (QRB)	d			1708		1716				1738		1746			1808		1816	
Vauxhall (VXH)	⊖ d		1704	1712	1715	1720	1727		1734	1742	1745	1750	1757		1804	1812	1815	1820
London Waterloo (WAT)	⊖ 15 a	1704	1711	1716	1719	1726	1734	1734	1741	1746	1749	1756	1805	1807	1811	1817	1819	1826

NOTES (see introductory pages for explanation of train operator codes and standard symbols)

- a Arrival time
- d Departure time
- g Arrives 3 minutes earlier

- A From Windsor & Eton Riverside, see table 151
- D From Reading, see table 151
- E From Weybridge, see table 151
- H From Waterloo via Hounslow
- M From Waterloo via Mortlake
- W From Waterloo via Wimbledon, see table 161

## Kingston, Twickenham, Richmond, Hounslow and Putney to London

## Mondays to Fridays

Operator Train ID Days of operation/Notes	SW	SW	SW	SW	SW	SW	SW	SW	SW	SW	SW	SW	SW	SW	SW	SW	SW	SW
	2V49 H	1H90	2C56 D	2R49 M	2K49 W	2U56 A	2S56 E	2V51 H	2C58 D	2R51 M	2K51 W	2U58 A	2S58 E	2H98 C	2R53 M	2V53 H	2C60 D	
Kingston (KNG)	d				1758						1828							
Hampton Wick (HMW)	d				1800						1830							
Teddington (TED)	d				1805						1835							
Strawberry Hill (STW)	d	1801			1808						1838							
Staines (SNS)	d		1759			1808	1803		1828			1838	1833					1859
Ashford (Surrey) (AFS)	d					1811	1806					1841	1836					
Feltham (FEL)	d		1805			1816	1811		1835			1846	1841					1905
Whitton (WTN)	d	1754			1750			1820		1823	1820		1850			1850	1853	
Twickenham (TWI)	d	1758	1806	1811		1813	1823		1828	1841		1843	1853		1904		1858a	1911
St Margarets (SMG)	d	1800				1815			1830			1845			1906			
Richmond (RMD)	⊖ d	1804	1811	1816		1819	1828		1834	1845		1849	1858		1910			1915
North Sheen (NSH)	d	1806				1821			1836			1851			1912			
Mortlake (MTL)	d	1808				1823			1838			1853			1914			
Hounslow (HOU)	d	1746			1801g			1817	1816		1831			1846		1901g	1846	
Isleworth (ISL)	d				1804			1820			1834			1849		1904		
Syon Lane (SYL)	d				1806			1822			1836			1851		1906		
Brentford (BFD)	d				1809			1824			1839			1854		1909		
Kew Bridge (KWB)	d				1811			1827			1841			1856		1911		
Chiswick (CHK)	d				1814			1829			1844			1859		1914		
Barnes Bridge (BNI)	d				1816			1832			1846			1901		1916		
Barnes (BNS)	d	1811			1819	1826		1835	1841		1849	1856		1904	1917	1919		
Putney (PUT)	d	1814	1817		1822	1829	1834	1838	1844		1852	1859	1904	1907	1920	1922		
Wandsworth Town (WNT)	d	1817			1825	1832		1841	1847		1855	1902		1910	1923	1925		
Clapham Junction (CLJ)	10 d	1820	1822	1826	1828	1835	1839	1844	1851	1854	1858	1905	1909	1913	1926	1928		1924
Queenstown Rd.(Battersea) (QRB)	d					1838		1847				1908		1916				
Vauxhall (VXH)	⊖ d	1826	1828		1834	1842	1845	1850	1857		1904	1912	1915	1920	1932	1934		
London Waterloo (WAT)	⊖ 15 a	1833	1833	1835	1841	1851	1849	1858	1902	1905	1911	1916	1919	1926	1941	1943		1934

Operator Train ID Days of operation/Notes	SW	SW	SW	SW	SW	SW	SW	SW	SW	SW	SW	SW	SW	SW	SW	SW	SW	SW
	2K53 W	2U60 A	2S60 E	2R55 M	2V55 H	2C62 D	2K55 W	2U62 A	2S62 E	2V57 H	2C64 D	2K57 W	2U64 A	2S64 E	2C66 D	2K59 W	2U66 A	
Kingston (KNG)	d	1858						1928					1958					2028
Hampton Wick (HMW)	d	1900						1930					2000					2030
Teddington (TED)	d	1905						1935					2005					2035
Strawberry Hill (STW)	d	1908						1938					2008					2038
Staines (SNS)	d		1908	1903			1929		1938	1933		1959		2008	2003	2029		2038
Ashford (Surrey) (AFS)	d		1911	1906					1941	1936				2011	2006			2041
Feltham (FEL)	d		1916	1911			1935		1946	1941		2005		2016	2011	2035		2046
Whitton (WTN)	d		1920		1920	1923			1950		1953			2020				2050
Twickenham (TWI)	d	1913	1923			1928a	1942	1944	1954		1956a	2011	2013	2023		2041	2043	2053
St Margarets (SMG)	d	1915						1946					2015				2045	
Richmond (RMD)	⊖ d	1919	1928				1946	1950	1958			2015	2019	2028		2045	2049	2058
North Sheen (NSH)	d	1921						1952					2021				2051	
Mortlake (MTL)	d	1923						1954					2023				2053	
Hounslow (HOU)	d			1916	1926a	1916				1946	1948				2016			
Isleworth (ISL)	d			1919						1949					2019			
Syon Lane (SYL)	d			1921						1951					2021			
Brentford (BFD)	d			1924						1954					2024			
Kew Bridge (KWB)	d			1926						1956					2026			
Chiswick (CHK)	d			1929						1959					2029			
Barnes Bridge (BNI)	d			1931						2001					2031			
Barnes (BNS)	d	1926		1934				1957		2004			2026		2034		2056	
Putney (PUT)	d	1929	1934	1937				2000	2005	2007			2029	2034	2037		2059	2104
Wandsworth Town (WNT)	d	1932		1940				2003		2010			2032		2040		2102	
Clapham Junction (CLJ)	10 d	1935	1939	1943			1955	2006	2009	2013		2024	2035	2039	2043	2054	2105	2109
Queenstown Rd.(Battersea) (QRB)	d	1938		1946				2009		2017			2038		2046		2108	
Vauxhall (VXH)	⊖ d	1942	1945	1950				2013	2016	2020			2042	2045	2050		2112	2115
London Waterloo (WAT)	⊖ 15 a	1946	1949	1956			2004	2017	2020	2026		2034	2046	2049	2056	2104	2116	2119

NOTES (see introductory pages for explanation of train operator codes and standard symbols)

- a Arrival time  
d Departure time  
g Arrives 3 minutes earlier

- A From Windsor & Eton Riverside, see table 151  
C From Shepperton, see table 161  
D From Reading, see table 151  
E From Weybridge, see table 151  
H From Waterloo via Hounslow  
M From Waterloo via Mortlake  
W From Waterloo via Wimbledon, see table 161

Kingston, Twickenham, Richmond, Hounslow and Putney to London

**Mondays to Fridays**

Operator Train ID Days of operation/Notes	SW	SW	SW	SW	SW	SW	SW	SW	SW	SW	SW	SW	SW	SW	SW	SW	SW	SW	
	2S66 E	2C68 D	2K61 W	2U68 A	2S68 E	2C70 D	2K63 W	2U70 A	2S70 E	2C72 D	2K65 W	2U72 A	2S72 E	2C74 D	2K67 FX W	2U74 FX A	2S74 FX E		
Kingston (KNG)	d			2058					2128					2158				2228	
Hampton Wick (HMW)	d			2100					2130					2200				2230	
Teddington (TED)	d			2105					2135					2205				2235	
Strawberry Hill (STW)	d			2108					2138					2208				2238	
Staines (SNS)	d	2033	2058		2108	2103	2128		2138	2133	2158		2208	2203	2228		2238	2233	
Ashford (Surrey) (AFS)	d	2036			2111	2106			2141	2136			2211	2206			2241	2236	
Feltham (FEL)	d	2041	2105		2116	2111	2135		2146	2141	2205		2216	2211	2235		2246	2241	
Whitton (WTN)	d				2120				2150				2220					2250	
Twickenham (TWI)	d		2111	2113	2123		2141	2143	2153		2211	2213	2223		2241	2243	2253		
St Margarets (SMG)	d			2115				2145	2149	2158		2215	2219	2228		2245	2249	2258	
Richmond (RMD)	⊖ d		2115	2119	2128		2145	2149	2158		2215	2219	2228		2245	2249	2258		
North Sheen (NSH)	d			2121				2151					2221				2251		
Mortlake (MTL)	d			2123				2153					2223				2253		
Hounslow (HOU)	d	2046				2116				2146						2216			2246
Isleworth (ISL)	d	2049				2119				2149						2219			2249
Syon Lane (SYL)	d	2051				2121				2151						2221			2251
Brentford (BFD)	d	2054				2124				2154						2224			2254
Kew Bridge (KWB)	d	2056				2126				2156						2226			2256
Chiswick (CHK)	d	2059				2129				2159						2229			2259
Barnes Bridge (BNI)	d	2101				2131				2201						2231			2301
Barnes (BNS)	d	2104		2126		2134		2156		2204		2226		2234		2256		2304	2304
Putney (PUT)	d	2107		2129	2134	2137		2159	2204	2207		2229	2234	2237		2259	2304	2307	2307
Wandsworth Town (WNT)	d	2110		2132		2140		2202		2210		2232		2240		2302		2310	2310
Clapham Junction (CLJ)	10 d	2113	2124	2135	2139	2143	2154	2205	2209	2213	2224	2235	2239	2243	2254	2304	2309	2313	2313
Queenstown Rd.(Battersea) (QRB)	d	2116		2138		2146		2208		2216		2238		2246		2307		2316	2316
Vauxhall (VXH)	⊖ d	2120		2142	2145	2150		2212	2215	2220		2242	2245	2250		2312	2315	2319	2319
London Waterloo (WAT)	⊖ 15 a	2126	2134	2146	2149	2156	2204	2216	2219	2226	2235	2246	2249	2256	2307	2318	2321	2326	2326

Operator Train ID Days of operation/Notes	SW	SW	SW	SW	SW	SW	SW	SW	SW	SW	SW	SW	SW	SW	SW	SW	SW	SW	
	2C76 FX D	2K69 FX W	2U76 FX A	2S76 FX E	2K71 FX W	2S78 FX E	2C80 FX D		2K67 FO W	2U74 FO A	2S74 FO E	2C76 FO D	2K69 FO W	2U76 FO A	2S76 FO E	2C78 FO N	2K71 FO W		
Kingston (KNG)	d		2258			2328				2228				2258				2328	
Hampton Wick (HMW)	d		2300			2330				2230				2300				2330	
Teddington (TED)	d		2305			2335				2235				2305				2335	
Strawberry Hill (STW)	d		2308			2338				2238				2308				2338	
Staines (SNS)	d	2258		2308	2303		2336	2359		2238	2233	2258		2308	2303	2329			
Ashford (Surrey) (AFS)	d			2311	2306		2339			2241	2236			2311	2306				
Feltham (FEL)	d	2305		2316	2311		2344	0005		2246	2241	2305		2316	2311	2335			
Whitton (WTN)	d			2320						2250				2320					
Twickenham (TWI)	d	2311	2313	2323		2343		0011		2243	2253		2311	2313	2323		2341	2343	2343
St Margarets (SMG)	d		2315			2345				2245				2315				2345	2345
Richmond (RMD)	⊖ d	2315	2319	2328		2349		0015		2249	2258		2315	2319	2328		2345	2349	2349
North Sheen (NSH)	d		2321			2351				2251				2321				2351	2351
Mortlake (MTL)	d		2323			2353				2253				2323				2353	2353
Hounslow (HOU)	d				2316		2349					2246				2316			2316
Isleworth (ISL)	d				2319		2352					2249				2319			2319
Syon Lane (SYL)	d				2321		2354					2251				2321			2321
Brentford (BFD)	d				2324		2357					2254				2324			2324
Kew Bridge (KWB)	d				2326		2359					2256				2326			2326
Chiswick (CHK)	d				2329		0002					2259				2329			2329
Barnes Bridge (BNI)	d				2331		0004					2301				2331			2331
Barnes (BNS)	d		2326		2334	2356	0007			2256		2304		2326		2334			2356
Putney (PUT)	d		2329	2334	2337	2359	0010			2259	2304	2307		2329	2334	2337			2359
Wandsworth Town (WNT)	d		2332		2340	0002	0013			2302		2310		2332		2340			0002
Clapham Junction (CLJ)	10 d	2324	2335	2339	2343	0005	0016	0024		2304	2309	2313	2324	2335	2339	2343	2355	0005	0005
Queenstown Rd.(Battersea) (QRB)	d		2338		2346	0008	0021			2307		2316		2338		2346			0008
Vauxhall (VXH)	⊖ d		2342	2345	2350	0012	0025			2312	2315	2320		2342	2345	2350			0012
London Waterloo (WAT)	⊖ 15 a	2337	2346	2349	2354	0016	0029	0035		2317	2321	2326	2334	2346	2349	2356	0007		0016






NOTES (see introductory pages for explanation of train operator codes and standard symbols)

- a Arrival time
- d Departure time
- A From Windsor & Eton Riverside, see table 151
- D From Reading, see table 151
- E From Weybridge, see table 151
- N From Bracknell, see table 151
- W From Waterloo via Wimbledon, see table 161
- FO Fridays only
- FX Not Fridays



## Kingston, Twickenham, Richmond, Hounslow and Putney to London

**Mondays to Fridays**

Operator Train ID Days of operation/Notes	SW	SW	SW	SW	SW
	2S78 FO E	2U80 FO A	2C80 FO D	2K73 FO W	2S80 SM E
Kingston (KNG)	d			2359	
Hampton Wick (HMW)	d			0001	
Teddington (TED)	d			0006	
Strawberry Hill (STW)	d			0009	
Staines (SNS)	d	2336	2353	2358	0003
Ashford (Surrey) (AFS)	d	2339	2356		0006
Feltham (FEL)	d	2344	0001	0005	0011
Whitton (WTN)	d		0005		
Twickenham (TWI)	d		0008	0012	0014
St Margarets (SMG)	d			0016	
Richmond (RMD) 	d		0013	0016	0020
North Sheen (NSH)	d			0022	
Mortlake (MTL)	d			0024	
Hounslow (HOU)	d	2349			0016
Isleworth (ISL)	d	2352			0019
Syon Lane (SYL)	d	2354			0021
Brentford (BFD)	d	2357			0024
Kew Bridge (KWB)	d	2359			0026
Chiswick (CHK)	d	0002			0029
Barnes Bridge (BNI)	d	0004			0031
Barnes (BNS)	d	0007		0027	0034
Putney (PUT)	d	0010	0019	0030	0037
Wandsworth Town (WNT)	d	0013		0033	0040
Clapham Junction (CLJ) 	d	0016	0024	0027	0036
Queenstown Rd.(Battersea) (QRB)	d	0019		0039	0046
Vauxhall (VXH) 	d	0023	0029	0043	0050
London Waterloo (WAT)  	a	0027	0034	0041	0047
				0047	0056

**NOTES** (see introductory pages for explanation of train operator codes and standard symbols)

a Arrival time

d Departure time

A From Windsor & Eton Riverside, see table 151

D From Reading, see table 151

E From Weybridge, see table 151

W From Waterloo via Wimbledon, see table 161

FO Fridays only

SM Saturday mornings

Kingston, Twickenham, Richmond, Hounslow and Putney to London

Saturdays

Operator	SW 2K71	SW 2S78	SW 2U80	SW 2C80	SW 2K73	SW 2S80	SW 2U04	SW 2U04	SW 2U04	SW 2R90	SW 2K99	SW 2U06	SW 2R02	SW 2C08	SW 2K01	SW 2U08	
Train ID	W	B	C	D	W	B	E	E	F			G				C	
Days of operation/Notes	1st Class/Reservations/Bus																
Kingston (KNG)	d															0559	
Hampton Wick (HMW)	d				0001											0601	
Teddington (TED)	d				0006											0605	
Strawberry Hill (STW)	d				0009						0538					0609	
Staines (SNS)	d					0003	0434		0458			0537		0559		0608	
Ashford (Surrey) (AFS)	d					0006	0442		0501			0540				0611	
Feltham (FEL)	d		0001	0005		0011	0459a	0506	0506			0545		0605		0616	
Whitton (WTN)	d		0005					0510	0510			0549	0542			0620	
Twickenham (TWI)	d		0008	0012	0014			0513	0513		0543	0553		0611	0613	0623	
St Margarets (SMG)	d				0016			0515	0515		0545				0615		
Richmond (RMD)	d		0013	0016	0020			0519	0519		0549	0558		0615	0619	0628	
North Sheen (NSH)	d				0022			0521	0521		0551				0621		
Mortlake (MTL)	d				0024			0523	0523		0553				0623		
Hounslow (HOU)	d					0016				0531			0547				
Isleworth (ISL)	d					0019				0534			0550				
Syon Lane (SYL)	d					0021				0536			0552				
Brentford (BFD)	d					0024				0538			0554				
Kew Bridge (KWB)	d					0026				0541			0557				
Chiswick (CHK)	d		0002			0029				0543			0559				
Barnes Bridge (BNI)	d		0004			0031				0546			0602				
Barnes (BNS)	d		0007		0027	0034		0526	0526	0549	0556		0605		0626		
Putney (PUT)	d		0010	0019	0030	0037		0529	0529	0552	0559	0604	0608		0629	0634	
Wandsworth Town (WNT)	d	0002	0013		0033	0040		0532	0532	0555	0602		0611		0632		
Clapham Junction (CLJ)	10 d	0005	0016	0024	0027	0036	0043	0535	0535	0558	0605	0609	0614	0624	0635	0639	
Queenstown Rd.(Battersea) (QRB)	d	0008	0019		0039	0046		0538	0538	0601	0608		0617		0638		
Vauxhall (VXH)	d	0012	0023	0029	0043	0050		0542	0542	0604	0612	0615	0620	0630	0642	0645	
London Waterloo (WAT)	15 a	0016	0027	0034	0041	0047	0056	0546	0546	0609	0616	0619	0626	0634	0647	0649	

Operator	SW 1S08	SW 2C10	SW 2K03	SW 2U10	SW 2S10	SW 2C12	SW 2K05	SW 2U12	SW 2S12	SW 2C14	SW 2K07	SW 2U14	SW 2S14	SW 2C16	SW 2K09	SW 2U16
Train ID	H	D	J	C		D	W	C	B	D	W	C	B	D	W	C
Days of operation/Notes																
Kingston (KNG)	d		0628				0658				0728				0758	
Hampton Wick (HMW)	d		0630				0700				0730				0800	
Teddington (TED)	d		0635				0705				0735				0805	
Strawberry Hill (STW)	d		0638				0708				0738				0808	
Staines (SNS)	d	0603	0628		0638	0633	0658		0708	0703	0728		0738	0733	0758	0808
Ashford (Surrey) (AFS)	d	0606			0641	0636			0711	0706			0741	0736		0811
Feltham (FEL)	d	0611	0635		0646	0641	0705		0716	0711	0735		0746	0741	0805	0816
Whitton (WTN)	d			0650				0720				0750				0820
Twickenham (TWI)	d		0641	0643	0653		0711	0713	0723		0741	0743	0753		0811	0813
St Margarets (SMG)	d			0645				0715			0745	0745			0815	
Richmond (RMD)	d		0645	0649	0658		0715	0719	0728		0745	0749	0758		0815	0819
North Sheen (NSH)	d			0651				0721			0751				0821	
Mortlake (MTL)	d			0653				0723			0753				0823	
Hounslow (HOU)	d	0616			0646				0716				0746			
Isleworth (ISL)	d	0619			0649				0719				0749			
Syon Lane (SYL)	d	0621			0651				0721				0751			
Brentford (BFD)	d	0624			0654				0724				0754			
Kew Bridge (KWB)	d	0626			0656				0726				0756			
Chiswick (CHK)	d	0629			0659				0729				0759			
Barnes Bridge (BNI)	d	0631			0701				0731				0801			
Barnes (BNS)	d	0634		0656		0704	0726		0734		0756		0804		0826	
Putney (PUT)	d	0637		0659	0704	0707	0729	0734	0737		0759	0804	0807		0829	0834
Wandsworth Town (WNT)	d	0640		0702		0710	0732		0740		0802		0810		0832	
Clapham Junction (CLJ)	10 d	0643	0654	0705	0709	0713	0724	0735	0739	0743	0754	0805	0809	0813	0824	0835
Queenstown Rd.(Battersea) (QRB)	d	0646		0708		0716	0738		0746		0808		0816		0838	
Vauxhall (VXH)	d	0650		0712	0715	0720	0742	0745	0750		0812	0815	0820		0842	0845
London Waterloo (WAT)	15 a	0656	0704	0716	0719	0726	0734	0746	0749	0756	0804	0816	0819	0828	0834	0846

NOTES (see introductory pages for explanation of train operator codes and standard symbols)

- a Arrival time
- d Departure time
- B From Weybridge, see table 151
- C From Windsor & Eton Riverside, see table 151
- D From Reading, see table 151
- E Runs until 9 September
- F Runs from 16 September
- G From Twickenham
- H From Woking, see table 151
- J From Wimbledon, see table 161
- W From Waterloo via Wimbledon, see table 161

Kingston, Twickenham, Richmond, Hounslow and Putney to London

Saturdays

Operator Train ID Days of operation/Notes		SW 2S16 B	SW 2C18 D	SW 2K11 W	SW 2Y18 B	SW 1U18 C	SW 2C20 D	SW 2K13 W	SW 2U20 C	SW 2S20 B	SW 2C22 D	SW 2K15 W	SW 2U22 C	SW 2S22 B	SW 2C24 D	SW 2K17 W	SW 2U24 C
Kingston (KNG)	d			0828				0858				0928				0958	
Hampton Wick (HMW)	d			0830				0900				0930				1000	
Teddington (TED)	d			0835				0905				0935				1005	
Strawberry Hill (STW)	d			0838				0908				0938				1008	
Staines (SNS)	d	0803	0828		0833	0838	0858		0908	0903	0928		0938	0933	0958		1008
Ashford (Surrey) (AFS)	d	0806			0836	0841			0911	0906			0941	0936			1011
Feltham (FEL)	d	0811	0835		0841	0846	0905		0916	0911	0935		0946	0941	1005		1016
Whitton (WTN)	d				0845		0909		0920				0950				1020
Twickenham (TWI)	d		0841	0843	0848a		0913	0915e	0923		0941	0943	0953		1011	1013	1023
St Margarets (SMG)	d			0845				0917				0945				1015	
Richmond (RMD)	⊖ d		0845	0849			0917	0921	0928		0945	0949	0958		1015	1019	1028
North Sheen (NSH)	d			0851				0923				0951				1021	
Mortlake (MTL)	d			0853				0925				0953				1023	
Hounslow (HOU)	d	0816				0901c				0916				0946			
Isleworth (ISL)	d	0819				0904				0919				0949			
Syon Lane (SYL)	d	0821				0906				0921				0951			
Brentford (BFD)	d	0824				0909				0924				0954			
Kew Bridge (KWB)	d	0826				0911				0926				0956			
Chiswick (CHK)	d	0829				0914				0929				0959			
Barnes Bridge (BNI)	d	0831				0916				0931				1001			
Barnes (BNS)	d	0834		0856		0919		0928		0934		0956		1004		1026	
Putney (PUT)	d	0837		0859		0922		0931	0934	0937		0959	1004	1007		1029	1034
Wandsworth Town (WNT)	d	0840		0902		0925		0934		0940		1002		1010		1032	
Clapham Junction (CLJ)	10 d	0843	0854	0905		0934	0932	0937	0940	0943	0954	1005	1009	1013	1024	1035	1039
Queenstown Rd.(Battersea) (QRB)	d	0846		0908		0937		0940		0946		1008		1016		1038	
Vauxhall (VXH)	⊖ d	0850		0912		0940		0944	0947	0950		1012	1015	1020		1042	1045
London Waterloo (WAT)	⊖ 15 a	0856	0904	0916		0945	0942	0948	0951	0956	1004	1016	1019	1026	1034	1046	1049

Operator Train ID Days of operation/Notes		SW 2S24 B	SW 2C26 D	SW 2K19 W	SW 2U26 C	SW 2S26 B	SW 2C28 D	SW 2K21 W	SW 2U28 C	SW 2S28 B	SW 2C30 D	SW 2K23 W	SW 2U30 C	SW 2S30 B	SW 2C32 D	SW 2K25 W	SW 2U32 C
Kingston (KNG)	d			1028				1058				1128				1158	
Hampton Wick (HMW)	d			1030				1100				1130				1200	
Teddington (TED)	d			1035				1105				1135				1205	
Strawberry Hill (STW)	d			1038				1108				1138				1208	
Staines (SNS)	d	1003	1028		1038	1033	1058		1108	1103	1128		1138	1133	1158		1208
Ashford (Surrey) (AFS)	d	1006			1041	1036			1111	1106			1141	1136			1211
Feltham (FEL)	d	1011	1035		1046	1041	1105		1116	1111	1135		1146	1141	1205		1216
Whitton (WTN)	d			1050				1120					1150				1220
Twickenham (TWI)	d		1041	1043	1053		1111	1113	1123		1141	1143	1154		1211	1213	1223
St Margarets (SMG)	d			1045				1115				1145				1215	
Richmond (RMD)	⊖ d		1045	1049	1058		1115	1119	1128		1145	1149	1158		1215	1219	1228
North Sheen (NSH)	d			1051				1121				1151				1221	
Mortlake (MTL)	d			1053				1123				1153				1223	
Hounslow (HOU)	d	1016				1046				1116				1146			
Isleworth (ISL)	d	1019				1049				1119				1149			
Syon Lane (SYL)	d	1021				1051				1121				1151			
Brentford (BFD)	d	1024				1054				1124				1154			
Kew Bridge (KWB)	d	1026				1056				1126				1156			
Chiswick (CHK)	d	1029				1059				1129				1159			
Barnes Bridge (BNI)	d	1031				1101				1131				1201			
Barnes (BNS)	d	1034		1056		1104		1126		1134		1156		1204		1226	
Putney (PUT)	d	1037		1059	1104	1107		1129	1134	1137		1159	1205	1207		1229	1234
Wandsworth Town (WNT)	d	1040		1102		1110		1132		1140		1202		1210		1232	
Clapham Junction (CLJ)	10 d	1043	1054	1105	1109	1113	1124	1135	1139	1143	1154	1205	1211	1213	1224	1235	1239
Queenstown Rd.(Battersea) (QRB)	d	1046		1108		1116		1138		1146		1208		1216		1238	
Vauxhall (VXH)	⊖ d	1050		1112	1115	1120		1142	1146	1150		1212	1216	1220		1242	1245
London Waterloo (WAT)	⊖ 15 a	1056	1104	1116	1119	1126	1137	1147	1150	1156	1204	1216	1221	1226	1237	1246	1249

NOTES (see introductory pages for explanation of train operator codes and standard symbols)

- a Arrival time
- d Departure time
- c Arrives 6 minutes earlier
- e Arrives 3 minutes earlier

- B From Weybridge, see table 151
- C From Windsor & Eton Riverside, see table 151
- D From Reading, see table 151
- W From Waterloo via Wimbledon, see table 161

## Kingston, Twickenham, Richmond, Hounslow and Putney to London

## Saturdays

Operator Train ID Days of operation/Notes	SW	SW	SW	SW	SW	SW	SW	SW	SW	SW	SW	SW	SW	SW	SW	SW	SW
	2S32 B	2C34 D	2K27 W	2U34 C	2S34 B	2C36 D	2K29 W	2U36 C	2S36 B	2C38 D	2K31 W	2U38 C	2S38 B	2C40 D	2K33 W	2U40 C	
Kingston (KNG)	d		1228				1258				1328				1358		
Hampton Wick (HMW)	d		1230				1300				1330				1400		
Teddington (TED)	d		1235				1305				1335				1405		
Strawberry Hill (STW)	d		1238				1308				1338				1408		
Staines (SNS)	d	1203	1228		1238	1233	1258		1308	1303	1328		1338	1333	1358		1408
Ashford (Surrey) (AFS)	d	1206			1241	1236			1311	1306			1341	1336			1411
Feltham (FEL)	d	1211	1235		1246	1241	1305		1316	1311	1335		1346	1341	1405		1416
Whitton (WTN)	d			1250					1320				1350				1420
Twickenham (TWI)	d		1241	1243	1253		1311	1313	1323		1341	1343	1353		1411	1413	1423
St Margarets (SMG)	d			1245				1315				1345				1415	
Richmond (RMD)	⊖ d		1245	1249	1258		1315	1319	1328		1345	1349	1358		1415	1419	1428
North Sheen (NSH)	d			1251				1321				1351				1421	
Mortlake (MTL)	d			1253				1323				1353				1423	
Hounslow (HOU)	d	1216				1246				1316				1346			
Isleworth (ISL)	d	1219				1249				1319				1349			
Syon Lane (SYL)	d	1221				1251				1321				1351			
Brentford (BFD)	d	1224				1254				1324				1354			
Kew Bridge (KWB)	d	1226				1256				1326				1356			
Chiswick (CHK)	d	1229				1259				1329				1359			
Barnes Bridge (BNI)	d	1231				1301				1331				1401			
Barnes (BNS)	d	1234		1256		1304		1326		1334		1356		1404		1426	
Putney (PUT)	d	1237		1259	1304	1307		1329	1334	1337		1359	1404	1407		1429	1434
Wandsworth Town (WNT)	d	1240		1302		1310		1332		1340		1402		1410		1432	
Clapham Junction (CLJ)	10 d	1244	1254	1305	1309	1313	1324	1335	1339	1345	1354	1405	1409	1414	1424	1435	1439
Queenstown Rd.(Battersea) (QRB)	d	1247		1308		1316				1348		1408		1417		1438	
Vauxhall (VXH)	⊖ d	1250		1312	1315	1320		1342	1345	1352		1412	1415	1420		1442	1445
London Waterloo (WAT)	⊖ 15 a	1257	1304	1316	1319	1326	1334	1346	1349	1356	1404	1416	1419	1426	1434	1446	1449

Operator Train ID Days of operation/Notes	SW	SW	SW	SW	SW	SW	SW	SW	SW	SW	SW	SW	SW	SW	SW	SW	SW
	2S40 B	2C42 D	2K35 W	2U42 C	2S42 B	2C44 D	2K37 W	2U44 C	2S44 B	2C46 D	2K39 W	2U46 C	2S46 B	2C48 D	2K41 W	2U48 C	
Kingston (KNG)	d			1428				1458				1528				1558	
Hampton Wick (HMW)	d			1430				1500				1530				1600	
Teddington (TED)	d			1435				1505				1535				1605	
Strawberry Hill (STW)	d			1438				1508				1538				1608	
Staines (SNS)	d	1403	1428		1438	1433	1458		1508	1503	1528		1538	1533	1558		1608
Ashford (Surrey) (AFS)	d	1406			1441	1436			1511	1506			1541	1536			1611
Feltham (FEL)	d	1411	1435		1446	1441	1505		1516	1511	1535		1546	1541	1605		1616
Whitton (WTN)	d			1450					1520				1550				1620
Twickenham (TWI)	d		1441	1443	1453		1511	1513	1523		1541	1543	1553		1611	1613	1623
St Margarets (SMG)	d			1445				1515				1545				1615	
Richmond (RMD)	⊖ d		1445	1449	1458		1515	1519	1528		1545	1549	1558		1615	1619	1628
North Sheen (NSH)	d			1451				1521				1551				1621	
Mortlake (MTL)	d			1453				1523				1553				1623	
Hounslow (HOU)	d	1416				1446				1516				1546			
Isleworth (ISL)	d	1419				1449				1519				1549			
Syon Lane (SYL)	d	1421				1451				1521				1551			
Brentford (BFD)	d	1424				1454				1524				1554			
Kew Bridge (KWB)	d	1426				1456				1526				1556			
Chiswick (CHK)	d	1429				1459				1529				1559			
Barnes Bridge (BNI)	d	1431				1501				1531				1601			
Barnes (BNS)	d	1434		1456		1504		1526		1534		1556		1604		1626	
Putney (PUT)	d	1437		1459	1504	1507		1529	1534	1537		1559	1604	1607		1629	1634
Wandsworth Town (WNT)	d	1440		1502		1510		1532		1540		1602		1610		1632	
Clapham Junction (CLJ)	10 d	1443	1454	1505	1509	1513	1524	1535	1539	1543	1554	1605	1609	1613	1624	1635	1639
Queenstown Rd.(Battersea) (QRB)	d	1446		1508		1516				1546		1608		1616		1638	
Vauxhall (VXH)	⊖ d	1450		1512	1515	1520		1542	1545	1550		1612	1615	1620		1642	1645
London Waterloo (WAT)	⊖ 15 a	1456	1504	1516	1519	1526	1534	1546	1550	1556	1607	1616	1619	1626	1634	1646	1649

NOTES (see introductory pages for explanation of train operator codes and standard symbols)

a Arrival time  
d Departure time

B From Weybridge, see table 151  
C From Windsor & Eton Riverside, see table 151  
D From Reading, see table 151  
W From Waterloo via Wimbledon, see table 161

Kingston, Twickenham, Richmond, Hounslow and Putney to London

Saturdays

Operator Train ID Days of operation/Notes		SW 2S48 B	SW 2C50 D	SW 2K43 W	SW 2U50 C	SW 2S50 B	SW 2C52 D	SW 2K45 W	SW 2U52 C	SW 2S52 B	SW 2C54 D	SW 2K47 W	SW 2U54 C	SW 2S54 B	SW 2C56 D	SW 2K49 W	SW 2U56 C
Kingston (KNG)	d			1628				1658				1728				1758	
Hampton Wick (HMW)	d			1630				1700				1730				1800	
Teddington (TED)	d			1635				1705				1735				1805	
Strawberry Hill (STW)	d			1638				1708				1738				1808	
Staines (SNS)	d	1603	1628		1638	1633	1658		1708	1703	1728		1738	1733	1758		1808
Ashford (Surrey) (AFS)	d	1606			1641	1636			1711	1706			1741	1736			1811
Feltham (FEL)	d	1611	1635		1646	1641	1705		1716	1711	1735		1746	1741	1805		1816
Whitton (WTN)	d				1650				1720				1750				1820
Twickenham (TWI)	d		1641	1643	1653		1711	1713	1723		1741	1743	1753		1811	1813	1823
St Margarets (SMG)	d			1645				1715				1745				1815	
Richmond (RMD)	d		1645	1649	1658		1715	1719	1728		1745	1749	1758		1815	1819	1828
North Sheen (NSH)	d			1651				1721				1751				1821	
Mortlake (MTL)	d			1653				1723				1753				1823	
Hounslow (HOU)	d	1616				1646				1716				1746			
Isleworth (ISL)	d	1619				1649				1719				1749			
Syon Lane (SYL)	d	1621				1651				1721				1751			
Brentford (BFD)	d	1624				1654				1724				1754			
Kew Bridge (KWB)	d	1626				1656				1726				1756			
Chiswick (CHK)	d	1629				1659				1729				1759			
Barnes Bridge (BNI)	d	1631				1701				1731				1801			
Barnes (BNS)	d	1634		1656		1704		1726		1734		1756		1804		1826	
Putney (PUT)	d	1637		1659	1704	1707		1729	1734	1737		1759	1804	1807		1829	1834
Wandsworth Town (WNT)	d	1640		1702		1710		1732		1740		1802		1810		1832	
Clapham Junction (CLJ)	10 d	1643	1654	1705	1709	1713	1724	1735	1739	1743	1754	1805	1809	1813	1824	1835	1839
Queenstown Rd.(Battersea) (QRB)	d	1646		1708		1716		1738		1746		1808		1816		1838	
Vauxhall (VXH)	d	1650		1712	1715	1720		1742	1745	1750		1812	1815	1820		1842	1845
London Waterloo (WAT)	15 a	1656	1704	1716	1719	1726	1734	1746	1749	1756	1804	1816	1819	1826	1834	1846	1849

Operator Train ID Days of operation/Notes		SW 2S56 B	SW 2C58 D	SW 2K51 W	SW 2U58 C	SW 2S58 B	SW 2C60 D	SW 2K53 W	SW 2U60 C	SW 2S60 B	SW 2C62 D	SW 2K55 W	SW 2U62 C	SW 2S62 B	SW 2C64 D	SW 2K57 W	SW 2U64 C
Kingston (KNG)	d			1828				1858				1928				1958	
Hampton Wick (HMW)	d			1830				1900				1930				2000	
Teddington (TED)	d			1835				1905				1935				2005	
Strawberry Hill (STW)	d			1838				1908				1938				2008	
Staines (SNS)	d	1803	1828		1838	1833	1858		1908	1903	1928		1938	1933	1958		2008
Ashford (Surrey) (AFS)	d	1806			1841	1836			1911	1906			1941	1936			2011
Feltham (FEL)	d	1811	1835		1846	1841	1905		1916	1911	1935		1946	1941	2005		2016
Whitton (WTN)	d				1850				1920				1950				2020
Twickenham (TWI)	d		1841	1843	1853		1911	1913	1923		1941	1943	1953		2011	2013	2023
St Margarets (SMG)	d			1845				1915				1945				2015	
Richmond (RMD)	d		1845	1849	1858		1915	1919	1928		1945	1949	1958		2015	2019	2028
North Sheen (NSH)	d			1851				1921				1951				2021	
Mortlake (MTL)	d			1853				1923				1953				2023	
Hounslow (HOU)	d	1816				1846				1916				1946			
Isleworth (ISL)	d	1819				1849				1919				1949			
Syon Lane (SYL)	d	1821				1851				1921				1951			
Brentford (BFD)	d	1824				1854				1924				1954			
Kew Bridge (KWB)	d	1826				1856				1926				1956			
Chiswick (CHK)	d	1829				1859				1929				1959			
Barnes Bridge (BNI)	d	1831				1901				1931				2001			
Barnes (BNS)	d	1834		1856		1904		1926		1934		1956		2004		2026	
Putney (PUT)	d	1837		1859	1904	1907		1929	1934	1937		1959	2004	2007		2029	2034
Wandsworth Town (WNT)	d	1840		1902		1910		1932		1940		2002		2010		2032	
Clapham Junction (CLJ)	10 d	1843	1854	1905	1909	1913	1924	1935	1939	1943	1954	2005	2009	2013	2024	2035	2039
Queenstown Rd.(Battersea) (QRB)	d	1846		1908		1916		1938		1946		2008		2016		2038	
Vauxhall (VXH)	d	1850		1912	1915	1920		1942	1945	1950		2012	2015	2020		2042	2045
London Waterloo (WAT)	15 a	1856	1904	1916	1919	1926	1934	1946	1949	1956	2004	2016	2019	2026	2034	2046	2049

NOTES (see introductory pages for explanation of train operator codes and standard symbols)

- a Arrival time
- d Departure time
- B From Weybridge, see table 151
- C From Windsor & Eton Riverside, see table 151
- D From Reading, see table 151
- W From Waterloo via Wimbledon, see table 161

Kingston, Twickenham, Richmond, Hounslow and Putney to London

Saturdays

Operator Train ID Days of operation/Notes	SW	SW	SW	SW	SW	SW	SW	SW	SW	SW	SW	SW	SW	SW	SW	SW	SW
	2S64 B	2C66 D	2K59 W	2U66 C	2S66 B	2C68 D	2K61 W	2U68 C	2S68 B	2C70 K	2C70 L	2K63 W	2U70 C	2S70 B	2C72 D	2K65 W	
Kingston (KNG)	d		2028				2058					2128				2158	
Hampton Wick (HMW)	d		2030				2100					2130				2200	
Teddington (TED)	d		2035				2105					2135				2205	
Strawberry Hill (STW)	d		2038				2108					2138				2208	
Staines (SNS)	d	2003	2028		2038	2033	2058		2108	2103	2128	2129		2138	2133	2158	
Ashford (Surrey) (AFS)	d	2006			2041	2036			2111	2106				2141	2136		
Feltham (FEL)	d	2011	2035		2046	2041	2105		2116	2111	2135	2135		2146	2141	2205	
Whitton (WTN)	d				2050				2120					2150			
Twickenham (TWI)	d		2041	2043	2053		2111	2113	2123		2141	2141	2143	2153		2211	
St Margarets (SMG)	d			2045			2115	2115					2145			2215	
Richmond (RMD)	d		2045	2049	2058		2115	2119	2128		2145	2145	2149	2158		2215	
North Sheen (NSH)	d			2051			2121	2121					2151			2221	
Mortlake (MTL)	d			2053			2123	2123					2153			2223	
Hounslow (HOU)	d	2016				2046				2116					2146		
Isleworth (ISL)	d	2019				2049				2119					2149		
Syon Lane (SYL)	d	2021				2051				2121					2151		
Brentford (BFD)	d	2024				2054				2124					2154		
Kew Bridge (KWB)	d	2026				2056				2126					2156		
Chiswick (CHK)	d	2029				2059				2129					2159		
Barnes Bridge (BNI)	d	2031				2101				2131					2201		
Barnes (BNS)	d	2034		2056		2104		2126		2134			2156		2204		
Putney (PUT)	d	2037		2059	2104	2107		2129	2134	2137			2159	2204	2207		
Wandsworth Town (WNT)	d	2040		2102		2110		2132		2140			2202		2210		
Clapham Junction (CLJ)	10 d	2043	2054	2105	2109	2113	2124	2135	2139	2143	2154	2154	2205	2209	2213	2224	
Queenstown Rd.(Battersea) (QRB)	d	2046		2108		2116		2138		2146			2208		2217		
Vauxhall (VXH)	d	2050		2112	2115	2120		2142	2145	2150			2212	2215	2220		
London Waterloo (WAT)	15 a	2056	2104	2116	2119	2126	2134	2146	2149	2156	2204	2207	2216	2219	2226	2234	

Operator Train ID Days of operation/Notes 1st Class/Reservations/Bus	SW	SW	SW	SW	SW	SW	SW	SW	SW	SW	SW	SW	SW	SW	SW	SW	SW
	2U72 C	2S72 B	2C74 D	2K67 W	2U74 C	2S74 B	2C76 D	2K69 W	2U76 C	2S76 B	2C78 D	2K71 W	2U78 C	2S78 B	2C80 M I	2C80 N I	
Kingston (KNG)	d				2228				2258				2328				
Hampton Wick (HMW)	d				2230				2300				2330				
Teddington (TED)	d				2235				2305				2335				
Strawberry Hill (STW)	d				2238				2308				2338				
Staines (SNS)	d	2208	2203	2228		2238	2233	2258		2308	2303	2328		2338	2333	2358	2359
Ashford (Surrey) (AFS)	d	2211	2206			2241	2236			2311	2306			2341	2336		
Feltham (FEL)	d	2216	2211	2235		2246	2241	2305		2316	2311	2335		2346	2341	0005	0005
Whitton (WTN)	d	2220				2250				2320				2350			
Twickenham (TWI)	d	2223		2241	2243	2253		2311	2313	2323		2341	2343	2353		0011	0011
St Margarets (SMG)	d				2245				2315				2345				
Richmond (RMD)	d	2228		2245	2249	2258		2315	2319	2328		2345	2349	2358		0015	0015
North Sheen (NSH)	d				2251				2321				2351				
Mortlake (MTL)	d				2253				2323				2353				
Hounslow (HOU)	d		2216				2246				2316				2346		
Isleworth (ISL)	d		2219				2249				2319				2349		
Syon Lane (SYL)	d		2221				2251				2321				2351		
Brentford (BFD)	d		2224				2254				2324				2354		
Kew Bridge (KWB)	d		2226				2256				2326				2356		
Chiswick (CHK)	d		2229				2259				2329				2359		
Barnes Bridge (BNI)	d		2231				2301				2331				0001		
Barnes (BNS)	d		2234		2256		2304		2326		2334		2356		0004		
Putney (PUT)	d	2234	2237		2259	2304	2307		2329	2334	2337		2359	0004	0007		
Wandsworth Town (WNT)	d		2240		2302		2310		2332		2340		0002		0010		
Clapham Junction (CLJ)	10 d	2239	2243	2254	2305	2309	2313	2324	2335	2339	2343	2354	0006	0009	0013	0024	0024
Queenstown Rd.(Battersea) (QRB)	d		2246		2308		2316		2338		2346		0009		0016		
Vauxhall (VXH)	d	2245	2250		2312	2315	2320		2342	2344	2350		0012	0014	0020		
London Waterloo (WAT)	15 a	2249	2256	2304	2316	2319	2326	2334	2346	2349	2356	0003	0017	0019	0026	0034	0034

NOTES (see introductory pages for explanation of train operator codes and standard symbols)

- a Arrival time
- d Departure time
- B From Weybridge, see table 151
- C From Windsor & Eton Riverside, see table 151
- D From Reading, see table 151
- K Runs until 9 September. From Reading, see table 151
- L Runs from 16 September. From Reading, see table 151
- M Runs from 14 October. From Reading, see table 151
- N Runs until 7 October. From Reading, see table 151
- W From Waterloo via Wimbledon, see table 161

## Kingston, Twickenham, Richmond, Hounslow and Putney to London

## Saturdays

Days of operation/Notes	Operator Train ID	SW	SW
		2K73 W	2S80 SUM B
Kingston (KNG)	d	2359	
Hampton Wick (HMW)	d	0001	
Teddington (TED)	d	0005	
Strawberry Hill (STW)	d	0008	
Staines (SNS)	d		0003
Ashford (Surrey) (AFS)	d		0006
Feltham (FEL)	d		0011
Whitton (WTN)	d		
Twickenham (TWI)	d	0013	
St Margarets (SMG)	d	0015	
Richmond (RMD)	⊖ d	0019	
North Sheen (NSH)	d	0021	
Mortlake (MTL)	d	0023	
Hounslow (HOU)	d		0016
Isleworth (ISL)	d		0019
Syon Lane (SYL)	d		0021
Brentford (BFD)	d		0024
Kew Bridge (KWB)	d		0026
Chiswick (CHK)	d		0029
Barnes Bridge (BNI)	d		0031
Barnes (BNS)	d	0026	0034
Putney (PUT)	d	0029	0037
Wandsworth Town (WNT)	d	0032	0040
Clapham Junction (CLJ)	10 d	0035	0043
Queenstown Rd.(Battersea) (QRB)	d	0038	0046
Vauxhall (VXH)	⊖ d	0042	0050
London Waterloo (WAT)	⊖ 15 a	0046	0056

**NOTES** (see introductory pages for explanation of train operator codes and standard symbols)

a Arrival time

d Departure time

B From Weybridge, see table 151

W From Waterloo via Wimbledon, see table 161

SUM Sunday mornings

Kingston, Twickenham, Richmond, Hounslow and Putney to London

Sundays

Operator Train ID Days of operation/Notes 1st Class/Reservations/Bus	SW 2K71 W	SW 2U78 A	SW 2S78 B	SW 2C80 E I	SW 2K73 W	SW 2S80 B	SW 2K05	SW 2U14 A	SW 2C14 C	SW 2S14 B	SW 2K09 W	SW 2C16	SW 2U18 A	SW 1S18 D	SW 2C18 E	SW 1U20 A
Kingston (KNG)	d						0649				0749					
Hampton Wick (HMW)	d				0001		0651				0751					
Teddington (TED)	d				0005		0655				0755					
Strawberry Hill (STW)	d				0008		0659				0759					
Staines (SNS)	d					0003		0716	0741	0721		0810	0814	0821	0841	0845
Ashford (Surrey) (AFS)	d					0006		0719		0724			0817	0824		0848
Feltham (FEL)	d			0005		0011		0724	0747	0729		0816	0822	0829	0847	0853
Whitton (WTN)	d							0728					0826			0857
Twickenham (TWI)	d			0011	0013		0703	0732	0753		0803	0822	0829		0853	0900
St Margarets (SMG)	d				0015		0705	0734			0805		0831			
Richmond (RMD)	d			0015	0019		0709	0737a	0757		0812c	0826	0835		0857	0905
North Sheen (NSH)	d				0021		0711				0814		0837			
Mortlake (MTL)	d				0023		0713				0816		0839			
Hounslow (HOU)	d					0016				0749f				0834		
Isleworth (ISL)	d					0019				0752				0837		
Syon Lane (SYL)	d					0021				0755				0839		
Brentford (BFD)	d					0024				0757				0842		
Kew Bridge (KWB)	d					0026				0800				0844		
Chiswick (CHK)	d					0029				0803				0847		
Barnes Bridge (BNI)	d			0001		0031				0807				0849		
Barnes (BNS)	d			0004	0026	0034	0716			0810	0819		0842	0851		
Putney (PUT)	d		0004	0007	0029	0037	0719		0809	0813	0822	0833	0845	0854	0904	0914
Wandsworth Town (WNT)	d	0002	0010		0032	0040	0722			0816	0825		0848	0857		
Clapham Junction (CLJ)	d	0006	0009	0013	0024	0035	0043	0725a	0815	0819	0828	0837	0851	0900	0908	0918
Queenstown Rd.(Battersea) (QRB)	d	0009	0016		0038	0046				0822	0831		0854	0904		
Vauxhall (VXH)	d	0012	0014	0020	0042	0050			0820	0825	0835	0844	0858	0908	0914	0925
London Waterloo (WAT)	d	0017	0019	0026	0034	0046	0056		0827	0830	0841	0850	0904	0915	0920	0929

Operator Train ID Days of operation/Notes	SW 2K13 W	SW 2C20 E	SW 2U22 A	SW 1S22 D	SW 2C22 E	SW 1U24 A	SW 2K17 W	SW 2C24 E	SW 2U26 A	SW 1S26 D	SW 2C26 E	SW 1U28 A	SW 2K21 W	SW 2C28 E	SW 2U30 A	SW 1S30 D	
Kingston (KNG)	d	0849					0949						1049				
Hampton Wick (HMW)	d	0851					0951						1051				
Teddington (TED)	d	0854					0955						1055				
Strawberry Hill (STW)	d	0858					0959						1059				
Staines (SNS)	d		0910	0914	0921	0941	0945		1011	1016	1021	1041	1045		1111	1116	1121
Ashford (Surrey) (AFS)	d			0917	0924	0948			1019	1024	1048		1048		1119	1124	
Feltham (FEL)	d		0916	0922	0929	0947	0953		1017	1024	1029	1047	1053		1117	1124	1129
Whitton (WTN)	d			0926			0957		1028			1057			1128		
Twickenham (TWI)	d	0902	0923	0929		0953	1001	1003	1023	1032		1053	1101	1103	1123	1132	
St Margarets (SMG)	d	0904		0931			1005		1034				1105		1134		
Richmond (RMD)	d	0908	0927	0935		0957	1005	1009	1027	1037		1057	1105	1109	1127	1137	
North Sheen (NSH)	d	0910		0937			1011		1039				1111		1139		
Mortlake (MTL)	d	0912		0939			1013		1042				1113		1142		
Hounslow (HOU)	d			0935						1035						1135	
Isleworth (ISL)	d			0938						1038						1138	
Syon Lane (SYL)	d			0940						1040						1140	
Brentford (BFD)	d			0942						1042						1142	
Kew Bridge (KWB)	d			0945						1045						1145	
Chiswick (CHK)	d			0947						1047						1147	
Barnes Bridge (BNI)	d			0950						1050						1150	
Barnes (BNS)	d	0915		0942	0953		1016		1045	1053			1116		1145	1153	
Putney (PUT)	d	0918	0934	0945	0956	1004	1014	1019	1034	1048	1056	1104	1114	1119	1134	1148	1156
Wandsworth Town (WNT)	d	0921		0948	0959		1022		1051	1059			1122		1151	1159	
Clapham Junction (CLJ)	d	0924	0938	0951	1002	1008	1018	1025	1038	1053	1102	1108	1118	1125	1138	1153	1202
Queenstown Rd.(Battersea) (QRB)	d	0927		0954	1005		1028		1057	1105			1128		1157	1205	
Vauxhall (VXH)	d	0931	0944	0958	1009	1014	1024	1032	1044	1100	1108	1114	1124	1132	1144	1200	1208
London Waterloo (WAT)	d	0937	0950	1006	1015	1022	1029	1036	1052	1105	1113	1120	1129	1136	1150	1205	1213

NOTES (see introductory pages for explanation of train operator codes and standard symbols)

- a Arrival time
- d Departure time
- c Arrives 4 minutes earlier
- f Arrives 15 minutes earlier

- A From Windsor & Eton Riverside, see table 151
- B From Weybridge, see table 151
- C From Ascot, see table 151
- D From Woking, see table 151
- E From Reading, see table 151
- W From Waterloo via Wimbledon, see table 161



## Kingston, Twickenham, Richmond, Hounslow and Putney to London

## Sundays

Operator Train ID Days of operation/Notes		SW 2C30 E	SW 1U32 A	SW 2K25 W	SW 2C32 E	SW 2U34 A	SW 1S34 D	SW 2R27 H	SW 2C34 E	SW 1U36 A	SW 2K29 W	SW 2R27 H	SW 2C36 E	SW 2U38 A	SW 1S38 D	SW 2R31 H	SW 2C38 E
Kingston (KNG)	d			1149				1235			1249					1335	
Hampton Wick (HMW)	d			1151				1237			1251					1337	
Teddington (TED)	d			1155				1240			1255					1340	
Strawberry Hill (STW)	d			1159				1243			1259					1343	
Staines (SNS)	d	1141	1145		1211	1216	1221		1241	1245			1311	1316	1321		1341
Ashford (Surrey) (AFS)	d		1148			1219	1224			1248				1319	1324		
Feltham (FEL)	d	1147	1153		1217	1224	1229		1247	1253		←	1317	1324	1329		1347
Whitton (WTN)	d		1157			1228				1257		1259		1328			
Twickenham (TWI)	d	1153	1201	1203	1223	1232		1247a	1253	1301	1303	1256e	1323	1332		1347a	1353
St Margarets (SMG)	d			1205		1234		→			1305			1334		→	
Richmond (RMD)	⊖ d	1157	1205	1209	1227	1237			1257	1305	1309		1327	1337			1357
North Sheen (NSH)	d			1211		1239					1311			1339			
Mortlake (MTL)	d			1213		1242					1313			1342			
Hounslow (HOU)	d						1235					1305				1335	
Isleworth (ISL)	d						1238					1308				1338	
Syon Lane (SYL)	d						1240					1310				1340	
Brentford (BFD)	d						1242					1312				1342	
Kew Bridge (KWB)	d						1245					1315				1345	
Chiswick (CHK)	d						1247					1317				1347	
Barnes Bridge (BNI)	d						1250					1320				1350	
Barnes (BNS)	d			1216		1245	1253				1316	1323		1345	1353		
Putney (PUT)	d	1204	1214	1219	1234	1248	1256		1304	1314	1319	1326	1334	1348	1356		1404
Wandsworth Town (WNT)	d			1222		1251	1259				1322	1329		1351	1359		
Clapham Junction (CLJ)	10 d	1208	1218	1225	1238	1253	1302		1308	1318	1325	1332	1338	1354	1402		1408
Queenstown Rd.(Battersea) (QRB)	d			1228		1257	1305				1328	1335		1357	1405		
Vauxhall (VXH)	⊖ d	1214	1224	1232	1244	1300	1308		1314	1324	1332	1338	1344	1400	1408		1414
London Waterloo (WAT)	⊖ 15 a	1218	1229	1236	1248	1305	1313		1318	1329	1336	1343	1348	1405	1413		1418

Operator Train ID Days of operation/Notes		SW 1U40 A	SW 2K33 W	SW 2R31 H	SW 2C40 E	SW 2U42 A	SW 1S42 D	SW 2R35 H	SW 2C42 E	SW 1U44 A	SW 2K37 W	SW 2R35 H	SW 2C44 E	SW 2U46 A	SW 1S46 D	SW 2R39 H	SW 2C46 E
Kingston (KNG)	d		1349					1435			1449					1535	
Hampton Wick (HMW)	d		1351					1437			1451					1537	
Teddington (TED)	d		1355					1440			1455					1540	
Strawberry Hill (STW)	d		1359					1443			1459					1543	
Staines (SNS)	d	1345			1411	1416	1421		1441	1445			1511	1516	1521		1541
Ashford (Surrey) (AFS)	d	1348				1419	1424			1448				1519	1524		
Feltham (FEL)	d	1353		←	1417	1424	1429		1447	1453		←	1517	1524	1529		1547
Whitton (WTN)	d	1357		1359		1428				1457		1459		1528			
Twickenham (TWI)	d	1401	1403	1356e	1423	1432		1447a	1453	1501	1503	1456e	1523	1532		1547a	1553
St Margarets (SMG)	d		1405			1434		→			1505			1534		→	
Richmond (RMD)	⊖ d	1405	1409		1427	1437			1457	1505	1509		1527	1537			1557
North Sheen (NSH)	d			1411		1439					1511			1539			
Mortlake (MTL)	d			1413		1442					1513			1542			
Hounslow (HOU)	d			1405			1435					1505				1535	
Isleworth (ISL)	d			1408			1438					1508				1538	
Syon Lane (SYL)	d			1410			1440					1510				1540	
Brentford (BFD)	d			1412			1442					1512				1542	
Kew Bridge (KWB)	d			1415			1445					1515				1545	
Chiswick (CHK)	d			1417			1447					1517				1547	
Barnes Bridge (BNI)	d			1420			1450					1520				1550	
Barnes (BNS)	d		1416	1423		1445	1453				1516	1523		1545	1553		
Putney (PUT)	d	1414	1419	1426	1434	1448	1456		1504	1514	1519	1526	1534	1548	1556		1604
Wandsworth Town (WNT)	d		1422	1429		1451	1459				1522	1529		1551	1559		
Clapham Junction (CLJ)	10 d	1418	1425	1432	1438	1454	1502		1508	1518	1525	1532	1538	1554	1602		1608
Queenstown Rd.(Battersea) (QRB)	d		1428	1435		1457	1505				1528	1535		1557	1605		
Vauxhall (VXH)	⊖ d	1424	1432	1438	1444	1500	1508		1514	1524	1532	1538	1544	1600	1608		1614
London Waterloo (WAT)	⊖ 15 a	1429	1436	1443	1451	1505	1513		1518	1529	1536	1543	1548	1605	1613		1618

NOTES (see introductory pages for explanation of train operator codes and standard symbols)

- a Arrival time  
d Departure time  
e Calls at Twickenham before Whitton

- A From Windsor & Eton Riverside, see table 151  
D From Woking, see table 151  
E From Reading, see table 151  
H From Kingston to Waterloo via Hounslow  
W From Waterloo via Wimbledon, see table 161

Kingston, Twickenham, Richmond, Hounslow and Putney to London

Sundays

Operator Train ID Days of operation/Notes		SW 1U48 A	SW 2K41 W	SW 2R39 H	SW 2C48 E	SW 2U50 A	SW 1S50 D	SW 2R43 H	SW 2C50 E	SW 1U52 A	SW 2K45 W	SW 2R43 H	SW 2C52 E	SW 2U54 A	SW 1S54 D	SW 2R47 H	SW 2C54 E
Kingston (KNG)	d		1549					1635			1649					1735	
Hampton Wick (HMW)	d		1551					1637			1651					1737	
Teddington (TED)	d		1555					1640			1655					1740	
Strawberry Hill (STW)	d		1559					1643			1659					1743	
Staines (SNS)	d	1545			1611	1616	1621		1641	1645			1711	1716	1721		1741
Ashford (Surrey) (AFS)	d	1548				1619	1624			1648				1719	1724		
Feltham (FEL)	d	1553		←	1617	1624	1629		1647	1653		←	1717	1724	1729		1747
Whitton (WTN)	d	1557		1559		1628				1657		1659			1728		
Twickenham (TWI)	d	1601	1603	1556e	1623	1632		1647a	1653	1701	1703	1656e	1723	1732		1747a	1753
St Margarets (SMG)	d		1605			1634		←			1705			1734		←	
Richmond (RMD)	⊖ d	1605	1609		1627	1637			1657	1705	1709		1727	1737			1757
North Sheen (NSH)	d		1611			1639					1711			1739			
Mortlake (MTL)	d		1613			1642					1713			1742			
Hounslow (HOU)	d			1605			1635					1705				1735	
Isleworth (ISL)	d			1608			1638					1708				1738	
Syon Lane (SYL)	d			1610			1640					1710				1740	
Brentford (BFD)	d			1612			1642					1712				1742	
Kew Bridge (KWB)	d			1615			1645					1715				1745	
Chiswick (CHK)	d			1617			1647					1717				1747	
Barnes Bridge (BNI)	d			1620			1650					1720				1750	
Barnes (BNS)	d		1616	1623		1645	1653				1716	1723		1745	1753		
Putney (PUT)	d	1614	1619	1626	1634	1648	1656		1704	1714	1719	1726	1734	1748	1756		1804
Wandsworth Town (WNT)	d		1622	1629		1651	1659				1722	1729		1751	1759		
Clapham Junction (CLJ)	10 d	1618	1625	1632	1638	1654	1702		1708	1718	1725	1732	1738	1754	1802		1808
Queenstown Rd.(Battersea) (QRB)	d		1628	1635		1657	1705				1728	1735		1757	1805		
Vauxhall (VXH)	⊖ d	1624	1632	1638	1644	1700	1708		1714	1724	1732	1738	1744	1800	1808		1814
London Waterloo (WAT)	⊖ 15 a	1629	1636	1643	1648	1705	1713		1718	1729	1736	1743	1748	1805	1813		1818

Operator Train ID Days of operation/Notes		SW 1U56 A	SW 2K49 W	SW 2R47 H	SW 2C56 E	SW 2U58 A	SW 1S58 D	SW 2R51 H	SW 2C58 E	SW 1U60 A	SW 2K53 W	SW 2R51 H	SW 2C60 E	SW 2U62 A	SW 1S62 D	SW 2C62 E	SW 2R55 H
Kingston (KNG)	d		1749					1835			1849						1935
Hampton Wick (HMW)	d		1751					1837			1851						1937
Teddington (TED)	d		1755					1840			1855						1940
Strawberry Hill (STW)	d		1759					1843			1859						1943
Staines (SNS)	d	1745			1811	1816	1821		1841	1845			1911	1916	1921	1941	
Ashford (Surrey) (AFS)	d	1748				1819	1824			1848				1919	1924		
Feltham (FEL)	d	1753		←	1817	1824	1829		1847	1853		←	1917	1924	1929	1947	
Whitton (WTN)	d	1757		1759		1828				1857		1859			1928		
Twickenham (TWI)	d	1801	1803	1756e	1823	1832		1847a	1853	1901	1903	1856e	1923	1932		1953	1947a
St Margarets (SMG)	d		1805			1834		←			1905			1934		←	
Richmond (RMD)	⊖ d	1805	1809		1827	1837			1857	1905	1909		1927	1937		1957	
North Sheen (NSH)	d		1811			1839					1911			1939			
Mortlake (MTL)	d		1813			1842					1913			1942			
Hounslow (HOU)	d			1805			1835					1905				1935	
Isleworth (ISL)	d			1808			1838					1908				1938	
Syon Lane (SYL)	d			1810			1840					1910				1940	
Brentford (BFD)	d			1812			1842					1912				1942	
Kew Bridge (KWB)	d			1815			1845					1915				1945	
Chiswick (CHK)	d			1817			1847					1917				1947	
Barnes Bridge (BNI)	d			1820			1850					1920				1950	
Barnes (BNS)	d		1816	1823		1845	1853				1916	1923		1945	1953		
Putney (PUT)	d	1814	1819	1826	1834	1848	1856		1904	1914	1919	1926	1934	1948	1956	2004	
Wandsworth Town (WNT)	d		1822	1829		1851	1859				1922	1929		1951	1959		
Clapham Junction (CLJ)	10 d	1818	1825	1832	1838	1854	1902		1908	1918	1925	1932	1938	1954	2002	2008	
Queenstown Rd.(Battersea) (QRB)	d		1828	1835		1857	1905				1928	1935		1957	2005		
Vauxhall (VXH)	⊖ d	1824	1832	1838	1844	1900	1908		1914	1924	1932	1938	1944	2000	2008	2014	
London Waterloo (WAT)	⊖ 15 a	1829	1836	1843	1848	1905	1913		1918	1929	1936	1943	1948	2005	2013	2018	

NOTES (see introductory pages for explanation of train operator codes and standard symbols)

- a Arrival time
- d Departure time
- e Calls at Twickenham before Whitton
- A From Windsor & Eton Riverside, see table 151
- D From Woking, see table 151
- E From Reading, see table 151
- H From Kingston to Waterloo via Hounslow
- W From Waterloo via Wimbledon, see table 161

Kingston, Twickenham, Richmond, Hounslow and Putney to London

Sundays

Operator Train ID Days of operation/Notes		SW 1U64 A	SW 2K57 W	SW 2R55 H	SW 2C64 E	SW 2U66 A	SW 1S66 D	SW 2R59 H	SW 2C66 E	SW 2K61 W	SW 2R59 H	SW 2C68 E	SW 2U70 A	SW 1S70 D	SW 2R63 H	SW 2C70 E	SW 2K65 W
Kingston (KNG)	d		1949					2035		2049						2135	2149
Hampton Wick (HMW)	d		1951					2037		2051						2137	2151
Teddington (TED)	d		1955					2040		2055						2140	2155
Strawberry Hill (STW)	d		1959					2043		2059						2143	2159
Staines (SNS)	d	1945			2011	2016	2021		2041			2111	2116	2121		2141	
Ashford (Surrey) (AFS)	d	1948				2019	2024						2119	2124			
Feltham (FEL)	d	1953		←	2017	2024	2029		2047		←	2117	2124	2129		2147	
Whitton (WTN)	d	1957		1959		2028					2059		2128				
Twickenham (TWI)	d	2001	2003	1956e	2023	2032		2047a	2053	2103	2056e	2123	2132		2147a	2153	2203
St Margarets (SMG)	d		2005			2034		←		2105			2134		←		2205
Richmond (RMD)	⊖ d	2005	2009		2027	2037			2057	2109		2127	2137			2157	2209
North Sheen (NSH)	d		2011			2039				2111			2139				2211
Mortlake (MTL)	d		2013			2042				2113			2142				2213
Hounslow (HOU)	d			2005			2035					2105			2135		
Isleworth (ISL)	d			2008			2038					2108			2138		
Syon Lane (SYL)	d			2010			2040					2110			2140		
Brentford (BFD)	d			2012			2042					2112			2142		
Kew Bridge (KWB)	d			2015			2045					2115			2145		
Chiswick (CHK)	d			2017			2047					2117			2147		
Barnes Bridge (BNI)	d			2020			2050					2120			2150		
Barnes (BNS)	d		2016	2023		2045	2053			2116	2123		2145	2153			2216
Putney (PUT)	d	2014	2019	2026	2034	2048	2056		2104	2119	2126	2134	2148	2156		2204	2219
Wandsworth Town (WNT)	d		2022	2029		2051	2059			2122	2129		2151	2159			2222
Clapham Junction (CLJ)	10 d	2018	2025	2032	2038	2054	2102		2108	2125	2132	2138	2154	2202		2208	2225
Queenstown Rd.(Battersea) (QRB)	d		2028	2035		2057	2105			2128	2135		2157	2205			2228
Vauxhall (VXH)	⊖ d	2024	2032	2038	2044	2100	2108		2114	2132	2138	2144	2200	2208		2214	2232
London Waterloo (WAT)	⊖ 15 a	2029	2036	2043	2048	2105	2113		2118	2136	2143	2148	2205	2213		2218	2236

Operator Train ID Days of operation/Notes		SW 2R63 H	SW 2C72 E	SW 2U74 A	SW 1S74 D	SW 2R67 H	SW 2C74 E	SW 2K69 W	SW 2R67 H	SW 2U78 A	SW 1S78 D	SW 2C78 E
Kingston (KNG)	d					2235		2249				
Hampton Wick (HMW)	d					2237		2251				
Teddington (TED)	d					2240		2255				
Strawberry Hill (STW)	d					2243		2259				
Staines (SNS)	d		2211	2216	2221		2241			2317	2321	2341
Ashford (Surrey) (AFS)	d			2219	2224					2320	2324	
Feltham (FEL)	d	←	2217	2224	2229		2247		←	2325	2329	2347
Whitton (WTN)	d	2159		2228					2259	2329		
Twickenham (TWI)	d	2156e	2223	2232		2247a	2253	2303	2256e	2332		2354
St Margarets (SMG)	d			2234		←		2305		2334		
Richmond (RMD)	⊖ d		2227	2237			2257	2309		2338		2358
North Sheen (NSH)	d			2239				2311		2340		
Mortlake (MTL)	d			2242				2313		2342		
Hounslow (HOU)	d	2205			2235				2305		2335	
Isleworth (ISL)	d	2208			2238				2308		2338	
Syon Lane (SYL)	d	2210			2240				2310		2340	
Brentford (BFD)	d	2212			2242				2312		2342	
Kew Bridge (KWB)	d	2215			2245				2315		2345	
Chiswick (CHK)	d	2217			2247				2317		2347	
Barnes Bridge (BNI)	d	2220			2250				2320		2350	
Barnes (BNS)	d	2223		2245	2253			2316	2323	2345	2353	
Putney (PUT)	d	2226	2234	2248	2256		2304	2319	2326	2348	2356	0005
Wandsworth Town (WNT)	d	2229		2251	2259			2322	2329	2351	2359	
Clapham Junction (CLJ)	10 d	2232	2238	2254	2302		2308	2325	2332	2354	0002	0009
Queenstown Rd.(Battersea) (QRB)	d	2235		2257	2305			2328	2335	2357	0005	
Vauxhall (VXH)	⊖ d	2238	2244	2300	2308		2314	2332	2338	0001	0008	0015
London Waterloo (WAT)	⊖ 15 a	2243	2248	2305	2313		2318	2336	2343	0005	0013	0019

NOTES (see introductory pages for explanation of train operator codes and standard symbols)

- a Arrival time
- d Departure time
- e Calls at Twickenham before Whitton
- A From Windsor & Eton Riverside, see table 151
- D From Woking, see table 151
- E From Reading, see table 151
- H From Kingston to Waterloo via Hounslow
- W From Waterloo via Wimbledon, see table 161