

Portsmouth, Havant and Fareham to Southampton and Salisbury

Mondays to Fridays

Operator Train ID Days of operation/Notes 1st Class/Reservations/Bus	SW	GW	SW	SW	SN	SW	SN	SW	SW	GW	SN	SW	SW	SN	SW	SN	SW	SN
	2S75	2V52	2T14	2T14	1N94	2E08	1N96	1T18	2S97	1F06	1N98	2E12	1T20	1N02	1T22	2B89	2S11	1J02
	MX	A	B	C	D	E	F	G	H	D	F	J	F	K	L	M		
Portsmouth Harbour (PMH)	d		0455	0500				0550		0601			0621		0650			
Portsmouth & Southsea (PMS)	d		0500	0505		0513		0555		0605		0621	0626		0655			
Fratton (FTN)	d	0450	0504	0509		0517		0559		0609		0625	0631		0659			
Hilsea (HLS)	d		0508	0513		0521		0603				0629	0635		0703			
Havant (HAV)	d				0517		0534				0622			0642				0720
Cosham (CSA)	d	0459	0514	0519	0524	0528	0542	0608		0616	0630	0634	0641	0650	0709			0727
Portchester (PTC)	d	0504	0518	0523	0528	0533	0546	0613			0639	0646	0654	0713				0731
Fareham (FRM)	a	0509	0523	0528	0533	0538	0551	0618		0624	0638	0644	0651	0659	0718			0736
Fareham (FRM)	d	0510			0534	0540	0552			0625	0638	0647		0700				0737
Swanwick (SNW)	d				0540	0546	0558				0644	0653		0706				0743
Bursledon (BUO)	d					0550						0657						
Hamble (HME)	d					0553						0700						
Netley (NTL)	d				0546	0555	0604					0702						0749
Sholing (SHO)	d					0559						0706						
Woolston (WLS)	d				0550	0601	0608					0708						0754
Bitterne (BTE)	d					0605						0712						
Southampton Airport Parkway (SOA) ←	d								0616									0726
Swaythling (SWG)	d								0618									0728
St Denys (SDN)	d					0608			0622			0715						0731
Southampton Central (SOU)	a	0531			0601	0614	0621		0630	0645	0703	0721		0725				0736
Southampton Central (SOU)	d	0533							0632	0647							0730	0738
Millbrook (Hants) (MBK)	d								0634								0735a	0741
Redbridge (RDB)	d								0638								0735a	0745
Romsey (ROM)	d	0545							0646	0659								0753
Mottisfont & Dunbridge (DBG)	d	0004							0651									0758
Dean (DEN)	d	0010							0656									0803
Salisbury (SAL)	a	0024	0605						0710	0718								0816

Operator Train ID Days of operation/Notes 1st Class/Reservations/Bus	GW	SW	SN	GW	SW	SW	SN	SW	GW	SN	SW	SW	SW	SW	SN	GW	SN	SW
	1F08	2T24	1N04	2V58	2S15	2E16	1J04	1T26	1F10	1N06	2S19	2E20	2Y13	1T30	1J10	1F12	1N08	2S23
	H	N	J	A	L		P	F	H	J	L		Q	F	P	H	J	L
Portsmouth Harbour (PMH)	d	0721	0724			0735		0754	0823					0859		0923		
Portsmouth & Southsea (PMS)	d	0726	0729			0739		0758	0827				0838	0904	0927			
Fratton (FTN)	d	0730	0733			0743		0802	0831				0842	0908	0931			
Hilsea (HLS)	d		0737			0747		0806					0846	0912				
Havant (HAV)	d			0739			0759			0839			0859		0923		0940	
Cosham (CSA)	d	0737	0742	0746		0753	0808	0812	0839	0846			0851	0908	0917	0930	0939	0947
Portchester (PTC)	d		0747			0757	0812	0816					0856	0912	0922	0934		
Fareham (FRM)	a	0745	0752	0756		0802	0817	0821	0846	0854			0901	0917	0927	0939	0946	0955
Fareham (FRM)	d	0746		0757		0803	0818		0847	0854			0903	0918		0940	0947	0955
Swanwick (SNW)	d			0803		0810	0824			0900			0909	0925		0946		1001
Bursledon (BUO)	d					0813	0828						0913					
Hamble (HME)	d					0817	0831						0916					
Netley (NTL)	d					0819	0833						0918	0931				
Sholing (SHO)	d					0822	0837						0922					
Woolston (WLS)	d					0825	0839						0924	0936				
Bitterne (BTE)	d					0828	0843						0928					
Southampton Airport Parkway (SOA) ←	d					0825						0925						1025
Swaythling (SWG)	d					0827						0927						1027
St Denys (SDN)	d					0830	0831	0846				0930	0931	0941				1030
Southampton Central (SOU)	a	0807		0820		0835	0838	0852		0907	0920	0935	0938	0947		1003	1007	1021
Southampton Central (SOU)	d	0810			0823	0837				0911			0939			1011		1037
Millbrook (Hants) (MBK)	d					0840							0942					1040
Redbridge (RDB)	d					0843							0945					1043
Romsey (ROM)	d	0821		0835		0851			0922				0956			1022		1051
Mottisfont & Dunbridge (DBG)	d					0856							1001					1056
Dean (DEN)	d					0902							1007					1102
Salisbury (SAL)	a	0839		0853	0915				0940			1019				1040		1116



For the complete service between Southampton Airport Parkway and Redbridge see table 154
 For the service between Romsey and Southampton via Chandlers Ford see table 154



NOTES (see introductory pages for explanation of train operator codes and standard symbols)

- a Arrival time
- d Departure time
- A To Bristol Temple Meads, see table 133
- B Runs from 9 October. To London Waterloo, see table 154
- C Runs until 6 October. To London Waterloo, see table 154
- D From Barnham, see table 178
- E From Littlehampton, see table 178
- F To London Waterloo, see table 154
- G From Salisbury via Eastleigh
- H To Cardiff Central, see table 133
- J From Brighton, see table 178
- K To Poole, see table 154
- L From Romsey via Eastleigh
- M From Three Bridges, see table 178
- N To Winchester, see table 154
- P From London Victoria, see table 178
- Q From London Waterloo, see table 155. Also calls at Bedhampton 0902
- MX Not Mondays

Portsmouth, Havant and Fareham to Southampton and Salisbury

Mondays to Fridays

Operator Train ID Days of operation/Notes 1st Class/Reservations/Bus	SW	SW	SN	GW	SN	SW	SW	SW	SN	GW	SN	SW	SW	SW	SN	GW	SN	SW
	2E24	1T34	1J14	1F14	1N10	2S27	2E28	1T38	1J18	1F16	1N12	2S31	2E32	1T42	1J22	1F18	1N14	2S35
	F	F	P	H	J	L	F	F	P	H	J	L	F	F	P	H	J	L
Portsmouth Harbour (PMH)  d	0933	0959		1023				1059		1123				1159		1223		
Portsmouth & Southsea (PMS) d	0938	1004		1027			1038	1104		1127			1138	1204		1227		
Fratton (FTN) d	0942	1008		1031			1042	1108		1131			1142	1208		1231		
Hilsea (HLS) d	0946	1012					1046	1112					1146	1212				
Havant (HAV) d			1021		1039				1121		1139				1221		1239	
Cosham (CSA) d	0951	1017	1029	1039	1046		1051	1117	1129	1139	1146		1151	1217	1229	1239	1246	
Portchester (PTC) d	0956	1022	1033				1056	1122	1133				1156	1222	1233			
Fareham (FRM) a	1001	1027	1038	1046	1054		1101	1127	1138	1146	1154		1201	1227	1238	1248	1256	
Fareham (FRM) d	1002		1039	1047	1055		1103		1139	1147	1155		1203		1239	1249	1257	
Swanwick (SNW) d	1008		1045		1101		1109		1145		1201		1209		1245		1303	
Bursledon (BUO) d	1012						1113						1213					
Hamble (HME) d	1015						1116						1216					
Netley (NTL) d	1017						1118						1218					
Sholing (SHO) d	1021						1122						1222					
Woolston (WLS) d	1023						1124						1224					
Bitterne (BTE) d	1027						1128						1228					
Southampton Airport Parkway (SOA)  d						1125						1225						1325
Swaythling (SWG) d						1127						1227						1327
St Denys (SDN) d	1030					1130	1131					1230	1231					1330
Southampton Central (SOU) a	1038		1103	1107	1120	1135	1138		1202	1207	1219	1236	1238		1303	1309	1320	1336
Southampton Central (SOU) d				1110		1137				1211		1237				1311		1337
Millbrook (Hants) (MBK) d						1140						1240						1340
Redbridge (RDB) d						1143						1243						1343
Romsey (ROM) d				1122		1151			1222		1251				1323			1351
Mottisfont & Dunbridge (DBG) d						1156					1256							1356
Dean (DEN) d						1202					1302							1402
Salisbury (SAL) a				1140		1215			1240		1316				1341			1415

Operator Train ID Days of operation/Notes 1st Class/Reservations/Bus	SW	SW	SN	GW	SN	SW	SW	SW	SN	GW	SN	SW	SW	SW	SN	GW	SN	SW
	2E36	1T46	1J26	1F20	1N16	2S39	2E40	1T50	1J30	1F22	1N18	2S43	2E44	1T54	1J34	1F24	1N20	2S47
	F	F	P	H	J	L	F	F	P	H	J	L	F	F	P	H	J	L
Portsmouth Harbour (PMH)  d		1259		1323				1359		1423				1459		1523		
Portsmouth & Southsea (PMS) d	1238	1304		1327			1338	1404		1427			1438	1504		1527		
Fratton (FTN) d	1242	1308		1331			1342	1408		1431			1442	1508		1531		
Hilsea (HLS) d	1246	1312					1346	1412					1446	1512				
Havant (HAV) d			1322		1339				1421		1439				1521		1539	
Cosham (CSA) d	1251	1317	1329	1339	1346		1351	1417	1429	1439	1446		1451	1517	1529	1538	1546	
Portchester (PTC) d	1256	1322	1333				1356	1422	1433				1456	1522	1533			
Fareham (FRM) a	1301	1327	1338	1346	1354		1401	1427	1438	1446	1454		1501	1527	1538	1546	1554	
Fareham (FRM) d	1303		1340	1347	1355		1403		1439	1447	1455		1503		1539	1547	1555	
Swanwick (SNW) d	1309		1346		1401		1409		1445		1501		1509		1545		1601	
Bursledon (BUO) d	1313						1413						1513					
Hamble (HME) d	1316						1416						1516					
Netley (NTL) d	1318						1418						1518					
Sholing (SHO) d	1322						1422						1522					
Woolston (WLS) d	1324						1424						1524					
Bitterne (BTE) d	1328						1428						1528					
Southampton Airport Parkway (SOA)  d						1425						1525						1625
Swaythling (SWG) d						1427						1527						1627
St Denys (SDN) d	1331					1430	1431					1530	1531					1630
Southampton Central (SOU) a	1338		1403	1407	1419	1435	1438		1503	1507	1520	1536	1538		1603	1607	1620	1636
Southampton Central (SOU) d				1411		1437				1511		1537				1609		1637
Millbrook (Hants) (MBK) d						1440						1540						1640
Redbridge (RDB) d						1443						1543						1643
Romsey (ROM) d				1422		1451			1522		1551				1622			1651
Mottisfont & Dunbridge (DBG) d						1456					1556							1656
Dean (DEN) d						1502					1602							1702
Salisbury (SAL) a				1442		1515			1541		1617				1641			1717

NOTES (see introductory pages for explanation of train operator codes and standard symbols)

- a Arrival time
- d Departure time
- F To London Waterloo, see table 154
- H To Cardiff Central, see table 133
- J From Brighton, see table 178
- L From Romsey via Eastleigh
- P From London Victoria, see table 178

Portsmouth, Havant and Fareham to Southampton and Salisbury

Mondays to Fridays

Operator Train ID Days of operation/Notes 1st Class/Reservations/Bus	SW	SW	SN	SW	GW	SW	SN	SW	SW	SW	SN	GW	SN	SW	SW	SN	GW		
	2E48	1T58	1J38	2B91	1F26	2B91	1N22	2S51	2E52	1T62	1J42	1F28	1N24	2S55	2E56	1T66	1J46	1F30	
	F	F	P	R	H	R	J	L	F	F	P	H	J	L	F	P	H	H	
Portsmouth Harbour (PMH)	d	1559			1623				1659			1723				1759		1824	
Portsmouth & Southsea (PMS)	d	1538	1604		1627				1638	1704		1727			1738	1804		1829	
Fratton (FTN)	d	1542	1608		1631				1642	1708		1731			1742	1808		1833	
Hilsea (HLS)	d	1546	1612						1646	1712					1746	1812			
Havant (HAV)	d			1621			1639				1721		1739				1822		
Cosham (CSA)	d	1551	1617	1629		1638	1647		1651	1717	1728	1739	1746		1751	1817	1830	1840	
Portchester (PTC)	d	1556	1622	1633					1656	1722	1732				1756	1822	1834		
Fareham (FRM)	a	1601	1627	1638		1646	1656		1701	1727	1737	1746	1754		1801	1827	1839	1848	
Fareham (FRM)	d	1603		1639		1647	1656		1703		1738	1747	1755		1803		1840	1849	
Swanwick (SNW)	d	1609		1645			1702		1709		1744		1801		1809		1846		
Bursledon (BUO)	d	1613							1713						1813				
Hamble (HME)	d	1616							1716						1816				
Netley (NTL)	d	1618							1718		1750				1818				
Sholing (SHO)	d	1622							1722						1822				
Woolston (WLS)	d	1624							1724		1755				1824				
Bitterne (BTE)	d	1628							1728						1828				
Southampton Airport Parkway (SOA)	d				1654			1725						1825					
Swaythling (SWG)	d				1657			1727						1827					
St Denys (SDN)	d	1631			1700			1730	1731		1800			1830	1831				
Southampton Central (SOU)	a	1638		1702	1705	1707		1719	1736	1738		1807	1809	1821	1836	1838		1903	1909
Southampton Central (SOU)	d				1713	1711	1713		1737			1810			1840				1911
Millbrook (Hants) (MBK)	d								1740						1842				
Redbridge (RDB)	d						1717a		1743						1846				
Romsey (ROM)	d					1722			1751			1822			1854				1923
Mottisfont & Dunbridge (DBG)	d								1756						1859				
Dean (DEN)	d								1802						1904				
Salisbury (SAL)	a					1740			1817				1840		1917				1941





Operator Train ID Days of operation/Notes 1st Class/Reservations/Bus	SN	SW	SW	SN	GW	SN	SW	SW	SW	SW	SN	GW	SN	SW	SW	SW	SW	
	1N26	2S59	2E60	1T70	1J50	1F32	1N28	2S63	2E64	2Y57	2T62	1J54	1F34	1N30	2S67	2E68	2Y61	2T64
	J	L	F	P	H	J	L	F	S	F	P	H	J	L	F	T	F	
Portsmouth Harbour (PMH)	d			1859		1923					1959		2023				2059	
Portsmouth & Southsea (PMS)	d			1838	1904	1929			1938		2004		2027			2038	2104	
Fratton (FTN)	d			1842	1908	1933			1942		2008		2031			2042	2108	
Hilsea (HLS)	d			1846	1912				1946		2012					2046	2112	
Havant (HAV)	d	1840			1921		1940			2000		2021		2040			2059	
Cosham (CSA)	d	1847		1851	1917	1929	1940	1947		1951	2007	2017	2029	2047		2051	2108	2117
Portchester (PTC)	d			1856	1922	1933			1956	2012	2022	2033				2056	2113	2122
Fareham (FRM)	a	1854		1901	1927	1938	1948	1954		2001	2017	2027	2038	2044	2054	2101	2118	2127
Fareham (FRM)	d	1855		1903		1939	1949	1955		2003			2039	2045	2055	2103	2119	
Swanwick (SNW)	d	1901		1909		1945		2001		2009			2045		2101	2109	2125	
Bursledon (BUO)	d			1913						2013						2113		
Hamble (HME)	d			1916						2016						2116		
Netley (NTL)	d			1918						2018						2118	2131	
Sholing (SHO)	d			1922						2022						2122		
Woolston (WLS)	d			1924						2024						2124	2136	
Bitterne (BTE)	d			1928						2028						2128		
Southampton Airport Parkway (SOA)	d		1925					2025							2125			
Swaythling (SWG)	d		1927					2027							2127			
St Denys (SDN)	d		1930	1931				2030	2031						2130	2131		
Southampton Central (SOU)	a	1921	1935	1938		2003	2009	2019	2035	2038			2103	2106	2120	2135	2138	2147
Southampton Central (SOU)	d		1937				2011		2037					2111		2137		
Millbrook (Hants) (MBK)	d		1940						2040							2140		
Redbridge (RDB)	d		1943						2043							2143		
Romsey (ROM)	d		1951			2023			2051				2122		2151			
Mottisfont & Dunbridge (DBG)	d		1956						2056						2156			
Dean (DEN)	d		2002						2102						2202			
Salisbury (SAL)	a		2016				2041		2115				2140		2215			

NOTES (see introductory pages for explanation of train operator codes and standard symbols)

- a Arrival time
- d Departure time
- F To London Waterloo, see table 154
- H To Cardiff Central, see table 133
- J From Brighton, see table 178
- L From Romsey via Eastleigh
- P From London Victoria, see table 178
- R From Winchester to Bournemouth, see table 154
- S From London Waterloo, see table 155
- T From London Waterloo, see table 155. Also calls at Bedhampton 2102

Portsmouth, Havant and Fareham to Southampton and Salisbury

Mondays to Fridays

Operator Train ID Days of operation/Notes 1st Class/Reservations/Bus	GW	SN	GW	SN	SW	SW	SW	SN	SW	SW
	2M95 A	1J58 P □	2M95 A	1N32 J □	2S71 L □	2E72 □	2T66 U □	1J62 P □	2E76 □	2S75 L □
Portsmouth Harbour (PMH)  d	2123						2154		2233	
Portsmouth & Southsea (PMS) d	2127					2138	2159		2238	
Fratton (FTN) d	2131					2142	2203		2242	
Hilsea (HLS) d						2146	2207		2246	
Havant (HAV) d		2134		2139				2228		
Cosham (CSA) d		2141		2146		2151	2212	2235	2251	
Portchester (PTC) d		2145				2156	2217	2239	2256	
Fareham (FRM) a	2144	2150		2155		2201	2222	2244	2301	
Fareham (FRM) d	2147	2151		2156		2203		2244	2303	
Swanwick (SNW) d		2157		2202		2209		2250	2309	
Bursledon (BUO) d						2213			2313	
Hamble (HME) d						2216			2316	
Netley (NTL) d						2218			2318	
Sholing (SHO) d						2222			2322	
Woolston (WLS) d		2205				2224			2324	
Bitterne (BTE) d						2228			2328	
Southampton Airport Parkwy (SOA)  d	2213				2226					2328
Swaythling (SWG) d					2228					2331
St Denys (SDN) d		2210			2231	2231			2331	2334
Southampton Central (SOU) a	2221	2215		2223	2236	2238		2308	2337	2340
Southampton Central (SOU) d	2222		2222		2238					2342
Millbrook (Hants) (MBK) d					2240					2344
Redbridge (RDB) d					2244					2348
Romsey (ROM) d			2235		2252					2359c
Mottisfont & Dunbridge (DBG) d					2257					0004
Dean (DEN) d					2302					0010
Salisbury (SAL) a			2253		2316					0024

NOTES (see introductory pages for explanation of train operator codes and standard symbols)

- a Arrival time
- d Departure time
- c Arrives 3 minutes earlier
- A To Bristol Temple Meads, see table 133
- J From Brighton, see table 178
- L From Romsey via Eastleigh
- P From London Victoria, see table 178
- U To Eastleigh, see table 154

Portsmouth, Havant and Fareham to Southampton and Salisbury

Saturdays

Operator Train ID Days of operation/Notes 1st Class/Reservations/Bus	SW	SW	SN	SW	SN	GW	SW	SW	SW	GW	SN	SN	SW	SW	SW	SN	GW
	2S75	2T14	1N94	2E08	1N00	2V53	2S97	2Y18	1T18	1F06	1N96	1N02	2S11	2E12	1T22	1J02	1F08
	A	B		B	C	D	E	F	G	H	I	J	K	L	M	N	O
Portsmouth Harbour (PMH)	d							0540	0556	0608					0659		0723
Portsmouth & Southsea (PMS)	d			0516		0539		0544	0601	0612				0638	0704		0727
Fratton (FTN)	d			0520		0544		0548	0605	0616				0642	0708		0731
Hilsea (HLS)	d			0524					0609					0646	0712		
Havant (HAV)	d		0520		0539						0621	0640				0719	
Cosham (CSA)	d	0509	0527	0531	0546	0551		0556	0614	0624	0628	0647		0651	0717	0727	0739
Portchester (PTC)	d	0513		0535					0619					0656	0722	0731	
Fareham (FRM)	a	0518	0535	0540	0554	0559		0603	0624	0631	0636	0654		0701	0727	0736	0746
Fareham (FRM)	d		0536	0542	0555	0600		0604		0632	0637	0655		0703		0737	0747
Swanwick (SNW)	d		0542	0549	0601						0643	0701		0709		0743	
Bursledon (BUO)	d			0552										0713			
Hamble (HME)	d			0556										0716			
Netley (NTL)	d			0558										0718		0749	
Sholing (SHO)	d			0601										0722			
Woolston (WLS)	d			0604										0724		0754	
Bitterne (BTE)	d			0607										0728			
Southampton Airport Parkway (SOA)	d						0618	0628					0725				
Swaythling (SWG)	d						0620						0727				
St Denys (SDN)	d			0611			0623						0730	0731			
Southampton Central (SOU)	a		0601	0616	0620	0625	0628	0636		0653	0700	0718	0735	0738		0803	0808
Southampton Central (SOU)	d				0626	0630				0657			0737				0810
Millbrook (Hants) (MBK)	d						0632						0740				
Redbridge (RDB)	d						0636						0743				
Romsey (ROM)	d					0638	0644			0711			0751				0821
Mottisfont & Dunbridge (DBG)	d	0004					0649						0756				
Dean (DEN)	d	0010					0654						0802				
Salisbury (SAL)	a	0024				0656	0707			0729			0815				0839



Operator Train ID Days of operation/Notes 1st Class/Reservations/Bus	SN	GW	SW	SW	SW	SN	GW	SN	SW	SW	SW	SN	GW	SN	SW	SW	SW
	1N04	2V58	2S15	2E16	1T26	1J06	1F10	1N06	2S19	2E20	1T30	1J10	1F12	1N08	2S23	2E24	1T34
	G	C	H	I	E	K	F	G	H	I	E	K	F	G	H	I	E
Portsmouth Harbour (PMH)	d				0759		0823				0859		0923				0959
Portsmouth & Southsea (PMS)	d			0738	0804		0827			0838	0904		0927			0938	1004
Fratton (FTN)	d			0742	0808		0831			0842	0908		0931			0942	1008
Hilsea (HLS)	d			0746	0812					0846	0912					0946	1012
Havant (HAV)	d	0739				0821		0839				0921		0939			
Cosham (CSA)	d	0746		0751	0817	0829	0839	0846		0851	0917	0929	0939	0946		0951	1017
Portchester (PTC)	d			0756	0822	0833				0856	0922	0933				0956	1022
Fareham (FRM)	a	0754		0801	0827	0838	0846	0854		0901	0927	0938	0946	0954		1001	1027
Fareham (FRM)	d	0755		0803		0839	0847	0855		0903		0939	0947	0955		1003	
Swanwick (SNW)	d	0801		0809		0845		0901		0909		0945		1001		1009	
Bursledon (BUO)	d			0813						0913						1013	
Hamble (HME)	d			0816						0916						1016	
Netley (NTL)	d			0818						0918						1018	
Sholing (SHO)	d			0822						0922						1022	
Woolston (WLS)	d			0824						0924						1024	
Bitterne (BTE)	d			0828						0928						1028	
Southampton Airport Parkway (SOA)	d			0825					0925						1025		
Swaythling (SWG)	d			0827					0927						1027		
St Denys (SDN)	d			0830	0831				0930	0931					1030	1031	
Southampton Central (SOU)	a	0819		0836	0838		0903	0908	0919	0936	0938		1003	1008	1019	1036	1038
Southampton Central (SOU)	d		0830	0837				0910		0937			1010		1037		
Millbrook (Hants) (MBK)	d			0840						0940					1040		
Redbridge (RDB)	d			0843						0943					1043		
Romsey (ROM)	d		0841	0851			0921		0951				1021		1051		
Mottisfont & Dunbridge (DBG)	d			0856					0956						1056		
Dean (DEN)	d			0902					1002						1102		
Salisbury (SAL)	a		0903	0915				0939	1015				1039		1115		



NOTES (see introductory pages for explanation of train operator codes and standard symbols)

- a Arrival time
- d Departure time
- A To Eastleigh, see table 154
- B From Barnham, see table 178
- C To Bristol Temple Meads, see table 133
- D From Salisbury via Eastleigh
- E To London Waterloo, see table 154
- F To Cardiff Central, see table 133
- G From Brighton, see table 178
- H From Romsey via Eastleigh
- J From Gatwick Airport, see table 178
- K From London Victoria, see table 178

Portsmouth, Havant and Fareham to Southampton and Salisbury

Saturdays

Operator Train ID Days of operation/Notes 1st Class/Reservations/Bus	SN	GW	SN	SW	SW	SW	SN	GW	SN	SW	SW	SW	SN	GW	SN	SW	SW
	1J14	1F14	1N10	2S27	2E28	1T38	1J18	1F16	1N12	2S31	2E32	1T42	1J22	1F18	1N14	2S35	2E36
	K	F	G	H	E	K	F	G	H	E	K	F	G	F	G	H	E
Portsmouth Harbour (PMH)  d		1023				1059		1123				1159		1223			
Portsmouth & Southsea (PMS) d		1027				1038	1104	1127			1138	1204		1227			1238
Fratton (FTN) d		1031				1042	1108	1131			1142	1208		1231			1242
Hilsea (HLS) d						1046	1112				1146	1212					1246
Havant (HAV) d	1021		1039					1121		1139			1221		1239		
Cosham (CSA) d	1029	1039	1046		1051	1117	1129	1139	1146		1151	1217	1229	1239	1246		1251
Portchester (PTC) d	1033				1056	1122	1133				1156	1222	1233				1256
Fareham (FRM) a	1038	1046	1054		1101	1127	1138	1146	1154		1201	1227	1238	1246	1254		1301
Fareham (FRM) d	1039	1047	1055		1103		1139	1147	1155		1203		1239	1247	1255		1303
Swanwick (SNW) d	1045		1101		1109		1145		1201		1209		1245		1301		1309
Bursledon (BUO) d					1113						1213						1313
Hamble (HME) d					1116						1216						1316
Netley (NTL) d					1118						1218						1318
Sholing (SHO) d					1122						1222						1322
Woolston (WLS) d					1124						1224						1324
Bitterne (BTE) d					1128						1228						1328
Southampton Airport Parkway (SOA)  d				1125						1225							1325
Swaythling (SWG) d				1127						1227							1327
St Denys (SDN) d				1130	1131					1230	1231						1330
Southampton Central (SOU) a	1103	1108	1119	1136	1138		1203	1208	1219	1236	1238		1303	1308	1319	1336	1338
Southampton Central (SOU) d		1110		1137				1210		1237				1310			1337
Millbrook (Hants) (MBK) d				1140						1240							1340
Redbridge (RDB) d				1143						1243							1343
Romsey (ROM) d		1121		1151				1221		1251				1321			1351
Mottisfont & Dunbridge (DBG) d				1156						1256							1356
Dean (DEN) d				1202						1302							1402
Salisbury (SAL) a		1139		1215				1239		1315				1339			1415



Operator Train ID Days of operation/Notes 1st Class/Reservations/Bus	SW	SN	GW	SN	SW	SW	SW	SN	GW	SN	SW	SW	SW	SN	GW	SN	SW
	1T46	1J26	1F20	1N16	2S39	2E40	1T50	1J30	1F22	1N18	2S43	2E44	1T54	1J34	1F24	1N20	2S47
	E	K	F	G	H	E	K	F	G	H	E	K	F	G	H	E	
Portsmouth Harbour (PMH)  d	1259		1323				1359		1423				1459		1523		
Portsmouth & Southsea (PMS) d	1304		1327			1338	1404	1427				1438	1504		1527		
Fratton (FTN) d	1308		1331			1342	1408	1431				1442	1508		1531		
Hilsea (HLS) d	1312					1346	1412					1446	1512				
Havant (HAV) d		1322		1339				1422		1439				1521		1539	
Cosham (CSA) d	1317	1329	1339	1346		1351	1417	1429	1439	1446		1451	1517	1529	1539	1546	
Portchester (PTC) d	1322	1333				1356	1422	1433				1456	1522	1533			
Fareham (FRM) a	1327	1338	1346	1354		1401	1427	1438	1446	1454		1501	1527	1538	1546	1554	
Fareham (FRM) d		1339	1347	1355		1403		1439	1447	1455		1503		1539	1547	1555	
Swanwick (SNW) d		1345		1401		1409		1445		1501		1509		1545		1601	
Bursledon (BUO) d						1413						1513					
Hamble (HME) d						1416						1516					
Netley (NTL) d						1418						1518					
Sholing (SHO) d						1422						1522					
Woolston (WLS) d						1424						1524					
Bitterne (BTE) d						1428						1528					
Southampton Airport Parkway (SOA)  d					1425						1525						1625
Swaythling (SWG) d					1427						1527						1627
St Denys (SDN) d					1430	1431					1530	1531					1630
Southampton Central (SOU) a		1403	1408	1419	1435	1438		1503	1509	1519	1536	1538		1603	1608	1619	1636
Southampton Central (SOU) d			1410		1437				1510		1537				1610		1637
Millbrook (Hants) (MBK) d					1440						1540						1640
Redbridge (RDB) d					1443						1543						1643
Romsey (ROM) d			1421		1451			1522			1551			1621			1651
Mottisfont & Dunbridge (DBG) d					1456						1556						1656
Dean (DEN) d					1502						1602						1702
Salisbury (SAL) a			1439		1515			1540			1615			1639			1715



NOTES (see introductory pages for explanation of train operator codes and standard symbols)

- a Arrival time
- d Departure time
- E To London Waterloo, see table 154
- F To Cardiff Central, see table 133
- G From Brighton, see table 178
- H From Romsey via Eastleigh
- K From London Victoria, see table 178

Portsmouth, Havant and Fareham to Southampton and Salisbury

Saturdays

Operator Train ID Days of operation/Notes 1st Class/Reservations/Bus	SW	SW	SN	GW	SN	SW	SW	SW	SN	GW	SN	SW	SW	SW	SN	GW	SN
	2E48	1T58	1J38	1F26	1N22	2S51	2E52	1T62	1J42	1F28	1N24	2S55	2E56	1T66	1J46	1F30	1N26
	E	K	F	G	H		E	K	F	G	H		E	K	F	G	
Portsmouth Harbour (PMH)  d		1559		1623				1659		1723				1759		1823	
Portsmouth & Southsea (PMS) d	1538	1604		1627			1638	1704		1727			1738	1804		1827	
Fratton (FTN) d	1542	1608		1631			1642	1708		1731			1742	1808		1831	
Hilsea (HLS) d	1546	1612					1646	1712					1746	1812			
Havant (HAV) d			1622		1639				1721		1739				1821		1839
Cosham (CSA) d	1551	1617	1629	1639	1646		1651	1717	1729	1739	1746		1751	1817	1829	1839	1846
Portchester (PTC) d	1556	1622	1633				1656	1722	1733				1756	1822	1833		
Fareham (FRM) a	1601	1627	1638	1646	1654		1701	1727	1738	1746	1754		1801	1827	1838	1846	1854
Fareham (FRM) d	1603		1639	1647	1655		1703		1739	1747	1755		1803		1839	1847	1855
Swanwick (SNW) d	1609		1645		1701		1709		1745		1801		1809		1845		1901
Bursledon (BUO) d	1613						1713						1813				
Hamble (HME) d	1616						1716						1816				
Netley (NTL) d	1618						1718						1818				
Sholing (SHO) d	1622						1722						1822				
Woolston (WLS) d	1624						1724						1824				
Bitterne (BTE) d	1628						1728						1828				
Southampton Airport Parkway (SOA)  d						1725							1825				
Swaythling (SWG) d						1727							1827				
St Denys (SDN) d	1631					1730	1731						1830	1831			
Southampton Central (SOU) a	1638		1702	1708	1719	1736	1738		1803	1808	1820	1836	1838		1903	1908	1919
Southampton Central (SOU) d				1710		1737				1810		1837				1910	
Millbrook (Hants) (MBK) d						1740							1840				
Redbridge (RDB) d						1743							1843				
Romsey (ROM) d				1721		1751			1821			1851				1921	
Mottisfont & Dunbridge (DBG) d						1756						1856					
Dean (DEN) d						1802						1902					
Salisbury (SAL) a				1739		1815			1839		1915					1939	




Operator Train ID Days of operation/Notes 1st Class/Reservations/Bus	SW	SW	SW	SN	GW	SN	SW	SW	SW	SN	GW	SN	SW	SW	SW	GW	SN
	2S59	2E60	1T70	1J50	1F32	1N28	2S63	2E64	2T62	1J54	1F34	1N30	2S67	2E68	2T64	2M95	1J58
	H	E	K	F	G	H		E	K	F	G	H		E	L	M	
Portsmouth Harbour (PMH)  d			1859		1923				1959		2023				2059	2123	
Portsmouth & Southsea (PMS) d		1838	1904		1927			1938	2004		2027			2038	2104	2127	
Fratton (FTN) d		1842	1908		1931			1942	2008		2031			2042	2108	2131	
Hilsea (HLS) d		1846	1912					1946	2012					2046	2112		
Havant (HAV) d				1921		1939				2022		2039					2132
Cosham (CSA) d		1851	1917	1929	1939	1946		1951	2017	2029		2046		2051	2117		2141
Portchester (PTC) d		1856	1922	1933				1956	2022	2033				2056	2122		2145
Fareham (FRM) a		1901	1927	1938	1946	1954		2001	2027	2038	2045	2054		2101	2127	2144	2150
Fareham (FRM) d		1903		1939	1947	1955		2003		2039	2047	2055		2103		2146	2151
Swanwick (SNW) d		1909		1945		2001		2009		2045		2101		2109			2157
Bursledon (BUO) d		1913						2013						2113			
Hamble (HME) d		1916						2016						2116			
Netley (NTL) d		1918						2018						2118			
Sholing (SHO) d		1922						2022						2122			
Woolston (WLS) d		1924						2024						2124			2205
Bitterne (BTE) d		1928						2028						2128			
Southampton Airport Parkway (SOA)  d	1925						2025						2125			2209	
Swaythling (SWG) d	1927						2027						2127				
St Denys (SDN) d	1930	1931					2030	2031					2130	2131			2210
Southampton Central (SOU) a	1936	1938		2003	2008	2019	2036	2038		2103	2110	2119	2136	2138		2218	2215
Southampton Central (SOU) d	1937				2010		2037				2112		2137			2223	
Millbrook (Hants) (MBK) d	1940						2040						2140				
Redbridge (RDB) d	1943						2043						2143				
Romsey (ROM) d	1951				2021		2051				2123		2151				
Mottisfont & Dunbridge (DBG) d	1956						2056						2156				
Dean (DEN) d	2002						2102						2202				
Salisbury (SAL) a	2015				2039		2115				2141		2215				

NOTES (see introductory pages for explanation of train operator codes and standard symbols)

- a Arrival time
- d Departure time
- E To London Waterloo, see table 154
- F To Cardiff Central, see table 133
- G From Brighton, see table 178
- H From Romsey via Eastleigh
- K From London Victoria, see table 178
- L To Westbury, see table 133
- M From London Victoria, see table 178. Also calls at Bedhampton 2134

Portsmouth, Havant and Fareham to Southampton and Salisbury

Saturdays

Operator Train ID Days of operation/Notes 1st Class/Reservations/Bus	GW	SN	SW	SW	SW	SN	SW	SW	SW	SW	SW
	2M95 L	1N32 G □	2S71 H □	2E72 □	2T66 A □	1J62 K □	2E76 □	2T68 N □	2S99 D □	2S75 H □	2S75 H □
Portsmouth Harbour (PMH)  d					2154		2233	2324			
Portsmouth & Southsea (PMS) d				2138	2159		2238	2328			
Fratton (FTN) d				2142	2203		2242	2332			
Hilsea (HLS) d				2146	2207		2246	2336			
Havant (HAV) d		2139				2227					
Cosham (CSA) d		2146		2151	2212	2234	2251	2342			
Portchester (PTC) d				2156	2217	2238	2256	2347			
Fareham (FRM) a		2155		2201	2222	2243	2301	2352			
Fareham (FRM) d		2157		2203		2244	2303				
Swanwick (SNW) d		2203		2209		2250	2309				
Bursledon (BUO) d				2213			2313				
Hamble (HME) d				2216			2316				
Netley (NTL) d				2218			2318				
Sholing (SHO) d				2222			2322				
Woolston (WLS) d				2224			2324				
Bitterne (BTE) d				2228			2328				
Southampton Airport Parkwy (SOA)  d			2225								2328
Swaythling (SWG) d			2227								2331
St Denys (SDN) d			2230	2231			2331				2335
Southampton Central (SOU) a 		2220	2235	2238		2307	2337				2340
Southampton Central (SOU) d	2223		2237								2342
Millbrook (Hants) (MBK) d			2240								2344
Redbridge (RDB) d			2243								2348
Romsey (ROM) d	2234		2251						2351	2357	
Mottisfont & Dunbridge (DBG) d			2256								0002
Dean (DEN) d			2302								0008
Salisbury (SAL) a	2253		2315						0009	0021	

NOTES (see introductory pages for explanation of train operator codes and standard symbols)

- a Arrival time
- d Departure time
- A To Eastleigh, see table 154
- D From Salisbury via Eastleigh
- G From Brighton, see table 178
- H From Romsey via Eastleigh
- K From London Victoria, see table 178
- L To Westbury, see table 133
- N To Winchester, see table 154

Portsmouth, Havant and Fareham to Southampton and Salisbury

Sundays

Operator Train ID Days of operation/Notes 1st Class/Reservations/Bus	SW	SW	SW	SW	SN	SW	SW	SW	SW	SN	GW	SW	SW	SW	SN	GW	SW	SW	SW
	2S75	2E12	1T24 A	2E16	1N06 B	1T28 A	2S97 C	2E20	1N08 D	1F12 E	1T32 A	2S21 F	2E24	1N10 D	1F14 E	1T36 A	2S25 F	2E28	
Portsmouth Harbour (PMH)	d	0637	0717			0817				0908	0917					1017			
Portsmouth & Southsea (PMS)	d	0642	0722	0742		0822		0842		0913	0922		0942		1013	1022		1042	
Fratton (FTN)	d	0646	0726	0746		0826		0846		0917	0926		0946		1017	1026		1046	
Hilsea (HLS)	d	0650	0730	0750		0830		0850			0930		0950			1030		1050	
Havant (HAV)	d				0810				0911					1011					
Cosham (CSA)	d	0655	0735	0755	0817	0835		0855	0918	0925	0935		0955	1018	1025	1035		1055	
Portchester (PTC)	d	0700	0740	0800		0840		0900			0940		1000			1040		1100	
Fareham (FRM)	a	0705	0745	0805	0825	0845		0905	0925	0932	0945		1005	1025	1032	1045		1105	
Fareham (FRM)	d	0706		0806	0826			0906	0926	0933			1006	1026	1033			1106	
Swanwick (SNW)	d	0712		0812	0832			0912	0933				1012	1033				1112	
Bursledon (BUO)	d	0716		0816				0916					1016					1116	
Hamble (HME)	d	0719		0819				0919					1019					1119	
Netley (NTL)	d	0721		0821				0921					1021					1121	
Sholing (SHO)	d	0725		0825				0925					1025					1125	
Woolston (WLS)	d	0727		0827				0927					1027					1127	
Bitterne (BTE)	d	0731		0831				0931					1031					1131	
Southampton Airport Parkway (SOA) ←	d						0858					0958						1058	
Swaythling (SWG)	d						0901					1001						1101	
St Denys (SDN)	d	0734		0834			0904	0934				1004	1034				1104	1134	
Southampton Central (SOU)	a	0740		0840	0850		0909	0940	0950	0955		1009	1040	1050	1055		1109	1140	
Southampton Central (SOU)	d						0910			0957		1010			1057		1110		
Millbrook (Hants) (MBK)	d						0913					1013					1113		
Redbridge (RDB)	d						0916					1016					1116		
Romsey (ROM)	d						0924			1008		1024			1108		1124		
Mottisfont & Dunbridge (DBG)	d	0002					0929					1029					1129		
Dean (DEN)	d	0008					0935					1035					1135		
Salisbury (SAL)	a	0021					0948			1026		1048			1126		1148		



Operator Train ID Days of operation/Notes 1st Class/Reservations/Bus	SN	GW	SW	SW	SW	SN	GW	SW	SW	SW	SN	GW	SW	SW	SW	SN	GW	SW
	1N12 D	1F16 E	1T40 A	2S29 F	2E32	1N14 D	1F18 E	1T44 A	2S33 F	2E36	1N16 D	1F20 E	1T48 A	2S37 F	2E40	1N18 D	1F24 E	1T52 A
Portsmouth Harbour (PMH)	d	1108	1117				1208	1217			1308	1317				1408	1417	
Portsmouth & Southsea (PMS)	d	1113	1122		1142		1213	1222		1242	1313	1322		1342		1413	1422	
Fratton (FTN)	d	1117	1126		1146		1217	1226		1246	1317	1326		1346		1417	1426	
Hilsea (HLS)	d		1130		1150			1230		1250		1330		1350			1430	
Havant (HAV)	d	1111				1211					1311				1411			
Cosham (CSA)	d	1118	1125	1135	1155	1218	1225	1235		1255	1318	1325	1335	1355	1418	1425	1435	
Portchester (PTC)	d			1140	1200			1240		1300			1340	1400		1440		
Fareham (FRM)	a	1125	1132	1145	1205	1225	1232	1245		1305	1325	1332	1345	1405	1425	1432	1445	
Fareham (FRM)	d	1126	1133		1206	1226	1233			1306	1326	1333		1406	1426	1433		
Swanwick (SNW)	d	1133			1212	1233				1312	1333			1412	1433			
Bursledon (BUO)	d				1216					1316				1416				
Hamble (HME)	d				1219					1319				1419				
Netley (NTL)	d				1221					1321				1421				
Sholing (SHO)	d				1225					1325				1425				
Woolston (WLS)	d				1227					1327				1427				
Bitterne (BTE)	d				1231					1331				1431				
Southampton Airport Parkway (SOA) ←	d			1158					1258				1358					
Swaythling (SWG)	d			1200					1300				1400					
St Denys (SDN)	d			1203	1234				1303	1334			1403	1434				
Southampton Central (SOU)	a	1150	1155	1208	1240	1250	1255	1308	1340	1350	1355		1408	1440	1450	1455		
Southampton Central (SOU)	d		1157	1210			1257		1310		1357		1410			1457		
Millbrook (Hants) (MBK)	d			1212					1312				1412					
Redbridge (RDB)	d			1216					1316				1416					
Romsey (ROM)	d		1208	1224			1308		1324			1408	1424			1508		
Mottisfont & Dunbridge (DBG)	d			1229					1329				1429					
Dean (DEN)	d			1235					1335				1435					
Salisbury (SAL)	a		1226	1248			1326		1348			1426	1448			1526		



NOTES (see introductory pages for explanation of train operator codes and standard symbols)

- a Arrival time
- d Departure time
- A To London Waterloo, see table 154
- B From Littlehampton, see table 178
- C From Salisbury via Eastleigh
- D From Brighton, see table 178
- E To Cardiff Central, see table 133
- F From Romsey via Eastleigh

Portsmouth, Havant and Fareham to Southampton and Salisbury

Sundays

Operator Train ID Days of operation/Notes 1st Class/Reservations/Bus	SW	SW	SN	GW	SW	SW	SW	SN	GW	SW	SW	SW	SN	GW	SW	SW	SW	SN	
	2S41	2E44	1N20	1F26	1T56	2S45	2E48	1N22	1F28	1T60	2S49	2E52	1N24	1F30	1T64	2S53	2E56	1N26	
	F	F	D	E	A	F	F	D	E	A	F	F	D	E	A	F	F	D	
Portsmouth Harbour (PMH) 	d			1508	1517				1608	1617				1708	1717				
Portsmouth & Southsea (PMS)	d	1442		1513	1522		1542		1613	1622		1642		1713	1722		1742		
Fratton (FTN)	d	1446		1517	1526		1546		1617	1626		1646		1717	1726		1746		
Hilsea (HLS)	d	1450			1530		1550			1630		1650			1730		1750		
Havant (HAV)	d		1511					1611					1711					1811	
Cosham (CSA)	d	1455	1518	1525	1535		1555	1618	1625	1635		1655	1718	1725	1735		1755	1818	
Portchester (PTC)	d	1500			1540		1600			1640		1700			1740		1800		
Fareham (FRM)	a	1505	1525	1532	1545		1605	1625	1632	1645		1705	1725	1732	1745		1805	1825	
Fareham (FRM)	d	1506	1526	1533			1606	1626	1633			1706	1726	1733			1806	1826	
Swanwick (SNW)	d	1512	1533				1612	1633				1712	1733				1812	1833	
Bursledon (BUO)	d	1516					1616					1716					1816		
Hamble (HME)	d	1519					1619					1719					1819		
Netley (NTL)	d	1521					1621					1721					1821		
Sholing (SHO)	d	1525					1625					1725					1825		
Woolston (WLS)	d	1527					1627					1727					1827		
Bitterne (BTE)	d	1531					1631					1731					1831		
Southampton Airport Parkwy (SOA) 	d	1458					1558					1658				1758			
Swaythling (SWG)	d	1500					1600					1700				1800			
St Denys (SDN)	d	1503	1534				1603	1634				1703	1734			1803	1834		
Southampton Central (SOU)	a	1508	1540	1550	1555		1608	1640	1650	1655		1708	1740	1751	1755		1808	1840	1850
Southampton Central (SOU)	d	1510			1557		1610			1657		1710			1757		1810		
Millbrook (Hants) (MBK)	d	1512					1612					1712					1812		
Redbridge (RDB)	d	1516					1616					1716					1816		
Romsey (ROM)	d	1524			1608		1624			1708		1724		1808			1824		
Mottisfont & Dunbridge (DBG)	d	1529					1629					1729					1829		
Dean (DEN)	d	1535					1635					1735					1835		
Salisbury (SAL)	a	1548			1626		1648			1726		1748			1826		1848		



Operator Train ID Days of operation/Notes 1st Class/Reservations/Bus	GW	SW	SW	SW	SN	GW	SW	SW	SW	SN	GW	SW	SW	SW	SN	GW	SW	SW
	1F32	1T68	2S57	2E60	1N28	1F34	1T72	2S61	2E64	1N30	1F36	1T76	2S65	2E68	1N32	1F38	1T80	2R69
	E	A	F	F	D	E	A	F	F	D	E	A	F	F	D	G	A	F
Portsmouth Harbour (PMH) 	d	1808	1817			1908	1917				2008	2017				2108	2117	
Portsmouth & Southsea (PMS)	d	1813	1822		1842		1913	1922		1942		2013	2022		2042		2113	2122
Fratton (FTN)	d	1817	1826		1846		1917	1926		1946		2017	2026		2046		2117	2126
Hilsea (HLS)	d		1830		1850			1930		1950			2030		2050			2130
Havant (HAV)	d				1911					2011					2111			
Cosham (CSA)	d	1825	1835		1855	1918	1925	1935		1955	2018		2035		2055	2118		2135
Portchester (PTC)	d		1840		1900			1940		2000			2040		2100			2140
Fareham (FRM)	a	1832	1845		1905	1925	1932	1945		2005	2025	2032	2045		2105	2125	2132	2145
Fareham (FRM)	d	1833			1906	1926	1933			2006	2026	2033			2106	2126	2133	
Swanwick (SNW)	d				1912	1933				2012	2033				2112	2133		
Bursledon (BUO)	d				1916					2016					2116			
Hamble (HME)	d				1919					2019					2119			
Netley (NTL)	d				1921					2021					2121			
Sholing (SHO)	d				1925					2025					2125			
Woolston (WLS)	d				1927					2027					2127			
Bitterne (BTE)	d				1931					2031					2131			
Southampton Airport Parkwy (SOA) 	d			1858					1958					2058				2158
Swaythling (SWG)	d			1900					2000					2100				2201
St Denys (SDN)	d			1903	1934				2003	2034				2103	2134			2204
Southampton Central (SOU)	a	1855		1908	1940	1950	1955		2008	2040	2050	2057		2108	2140	2150	2155	2209
Southampton Central (SOU)	d	1857		1910			1957		2010			2058		2111			2157	2210
Millbrook (Hants) (MBK)	d			1912					2012					2113				2213
Redbridge (RDB)	d			1916					2016					2117				2216
Romsey (ROM)	d	1908		1924			2008		2024			2111		2125		2208		2224a
Mottisfont & Dunbridge (DBG)	d			1929					2029					2130				
Dean (DEN)	d			1935					2035					2135				
Salisbury (SAL)	a	1926		1949			2026		2048			2129		2148		2226		

NOTES (see introductory pages for explanation of train operator codes and standard symbols)

- a Arrival time
- d Departure time
- A To London Waterloo, see table 154
- D From Brighton, see table 178
- E To Cardiff Central, see table 133
- F From Romsey via Eastleigh
- G To Bristol Temple Meads, see table 133

Portsmouth, Havant and Fareham to Southampton and Salisbury

Sundays

Operator	SW	SN	GW	SW	SW	SW	SW
Train ID	2E72	1N34	1F40	1T84	2S73	2E76	1T88
Days of operation/Notes	D	D	H	J	F	F	J
1st Class/Reservations/Bus	1	1		1	1	1	1
Portsmouth Harbour (PMH)  d			2204	2217			2317
Portsmouth & Southsea (PMS) d	2142		2212	2222		2242	2322
Fratton (FTN) d	2146		2216	2226		2246	2326
Hilsea (HLS) d	2150			2230		2250	2330
Havant (HAV) d		2211					
Cosham (CSA) d	2155	2218		2235		2255	2335
Portchester (PTC) d	2200			2240		2300	2340
Fareham (FRM) a	2205	2225	2231	2245		2305	2345
Fareham (FRM) d	2206	2226	2232			2306	
Swanwick (SNW) d	2212	2233				2312	
Bursledon (BUO) d	2216					2316	
Hamble (HME) d	2219					2319	
Netley (NTL) d	2221					2321	
Sholing (SHO) d	2225					2325	
Woolston (WLS) d	2227					2327	
Bitterne (BTE) d	2231					2331	
Southampton Airport Parkwy (SOA)  d					2258		
Swaythling (SWG) d					2300		
St Denys (SDN) d	2234				2303	2334	
Southampton Central (SOU) a	2240	2250	2255		2308	2340	
Southampton Central (SOU) d			2257		2310		
Millbrook (Hants) (MBK) d					2312		
Redbridge (RDB) d					2316		
Romsey (ROM) d			2308		2324		
Mottisfont & Dunbridge (DBG) d					2329		
Dean (DEN) d					2335		
Salisbury (SAL) a			2326		2351		

NOTES (see introductory pages for explanation of train operator codes and standard symbols)

- a Arrival time
- d Departure time
- D From Brighton, see table 178
- F From Romsey via Eastleigh
- H To Westbury, see table 133
- J To Eastleigh, see table 154

Salisbury and Southampton to Fareham, Havant and Portsmouth

Mondays to Fridays

Operator Train ID Days of operation/Notes 1st Class/Reservations/Bus		SW 1T71	GW 1F35	SW 1T73	SW 2P18	SN 1N09	SW 2T03	SN 1J11	SW 2T05	SW 2E99	SW 2S97	SW 2S97	SW 2R18	SW 2R18	SN 1J13	GW 1F01	SW 2T07	SN 1J15	SW 2T09
		MO A	MX B	MX A	E	F	G	H	I	I	C	D	J	K	H	L	G	H	M
		□	□	□	□	□	□	□	□	□	□	□	□	□	□	□	□	□	□
Salisbury (SAL)	d										0530	0533	0536	0539		0618			
Dean (DEN)	d										0544	0546							
Mottisfont & Dunbridge (DBG)	d										0550	0551							
Romsey (ROM)	d										0557a	0557a	0604	0604		0637			
Redbridge (RDB)	d												0612	0612					
Millbrook (Hants) (MBK)	d												0615	0615					
Southampton Central (SOU)	a												0618	0618		0647			
Southampton Central (SOU)	d					0547		0608		0623			0633	0633	0637	0649		0712	
St Denys (SDN)	a									0628			0638	0638					
Swaythling (SWG)	a												0642	0642					
Southampton Airport Parkwy (SOA) ←a	a												0644	0644					
Bitterne (BTE)	d									0632									
Woolston (WLS)	d					0556		0619		0636					0647				
Sholing (SHO)	d									0638									
Netley (NTL)	d									0641									
Hamble (HME)	d									0644									
Bursledon (BUO)	d									0647									
Swanwick (SNW)	d					0605		0628		0651					0657			0733	
Fareham (FRM)	a					0611		0634		0657					0703	0710		0739	
Fareham (FRM)	d				0600	0612	0620	0636	0647	0658					0704	0711	0721	0740	0747
Portchester (PTC)	d			0003	0605	0617	0625	0641	0652	0703					0709		0726	0745	0752
Cosham (CSA)	d			0008	0610	0621	0630	0646	0657	0708					0713	0720	0730	0749	0757
Havant (HAV)	a				0618	0627		0653							0719			0755	
Hilsea (HLS)	d	0003		0013			0635		0702	0713								0736	0804
Fratton (FTN)	d	0007	0012	0017			0639		0708	0718						0728	0740		0809
Portsmouth & Southsea (PMS)	a	0010	0015	0020			0642		0711	0721						0731	0744		0813
Portsmouth Harbour (PMH)	⚓a	0014		0025			0646		0716	0727						0738	0748		0818

Operator Train ID Days of operation/Notes 1st Class/Reservations/Bus		SW 2E09	SN 1N11	SW 2R22	GW 1F03	SW 2E91	GW 2O20	SN 1J19	SW 2T13	SN 1N13	SW 2R26	SW 2E17	GW 1F05	SN 1J23	SW 1T17	SN 1Y55	SW 2R30	SW 2E21	GW 1F07
		□	□	□	□	□	□	□	□	□	□	□	□	□	□	□	□	□	□
Salisbury (SAL)	d			0650	0711		0737				0750		0833				0850		0936
Dean (DEN)	d			0702							0802						0902		
Mottisfont & Dunbridge (DBG)	d			0708							0808						0908		
Romsey (ROM)	d			0713	0730		0756				0813		0852				0914		0954
Redbridge (RDB)	d			0724							0824						0924		
Millbrook (Hants) (MBK)	d			0728							0828						0928		
Southampton Central (SOU)	a			0731	0740		0807				0831		0902				0932		1005
Southampton Central (SOU)	d	0717	0733	0735	0742	0752		0809		0828	0835	0844	0906	0913		0926	0935	0944	1006
St Denys (SDN)	a	0722		0740		0757		0815			0840	0849					0940	0949	
Swaythling (SWG)	a			0743							0843						0943		
Southampton Airport Parkwy (SOA) ←a	a			0745							0845					0933	0945		
Bitterne (BTE)	d	0725				0800						0852							0952
Woolston (WLS)	d	0729				0804						0856							0956
Sholing (SHO)	d	0731				0806						0858							0958
Netley (NTL)	d	0735				0810						0901							1001
Hamble (HME)	d	0737				0813						0904							1004
Bursledon (BUO)	d	0740				0816						0907							1007
Swanwick (SNW)	d	0744	0750			0820		0828		0848		0911		0932					1011
Fareham (FRM)	a	0751	0756		0803	0826		0834		0855		0917	0927	0938					1017 1027
Fareham (FRM)	d	0752	0757		0804	0828		0835	0849	0856		0918	0928	0939	0949				1018 1028
Portchester (PTC)	d	0757			0833			0840	0854			0923		0944	0954				1023
Cosham (CSA)	d	0802	0805		0812	0838		0844	0859	0904		0928	0936	0948	0959	1003			1028 1036
Havant (HAV)	a		0811					0851		0910				0954		1009			
Hilsea (HLS)	d	0807				0845			0905			0933			1004				1033
Fratton (FTN)	d	0811			0819	0850			0909			0937	0944		1008				1037 1044
Portsmouth & Southsea (PMS)	a	0818			0822	0853			0912			0944	0947		1011				1044 1047
Portsmouth Harbour (PMH)	⚓a				0827	0858			0918				0953		1020				1052

NOTES (see introductory pages for explanation of train operator codes and standard symbols)

- a Arrival time
- d Departure time
- A From London Waterloo, see table 154
- B From Bristol Parkway, see table 133
- C Runs from 9 October. To Salisbury via Eastleigh
- D Runs until 6 October. To Salisbury via Eastleigh
- E To London Waterloo, see table 155. Also calls at Bedhampton 0618
- F To Brighton, see table 178
- G From Eastleigh, see table 154
- H To London Victoria, see table 178
- J Runs from 9 October. To Romsey via Eastleigh
- K Runs until 6 October. To Romsey via Eastleigh
- L From Bristol Temple Meads, see table 133
- M From Woking, see table 154
- N To Romsey via Eastleigh
- P From Gloucester, see table 133
- Q From Cardiff Central, see table 133
- MO Mondays only
- MX Not Mondays

Salisbury and Southampton to Fareham, Havant and Portsmouth

Mondays to Fridays

Operator Train ID Days of operation/Notes 1st Class/Reservations/Bus	SN	SW	SN	SW	SW	GW	SN	SW	SN	SW	SW	GW	SN	SW	SN	SW	SW	GW		
	1J27	1T21	1N17	2R34	2E25	1F09	1J31	1T25	1Y59	2R38	2E29	1F11	1J35	1T29	1N21	2R42	2E33	1F13		
	H	A	F	N	Q	H	A	F	N	Q	H	A	F	N	Q	H	A	F	N	
Salisbury (SAL)	d				0956		1035					1056		1133				1156		1235
Dean (DEN)	d				1008							1108						1209		
Mottisfont & Dunbridge (DBG)	d				1014							1114						1214		
Romsey (ROM)	d				1020		1053					1120		1152				1220		1253
Redbridge (RDB)	d				1027							1127						1227		
Millbrook (Hants) (MBK)	d				1031							1131						1231		
Southampton Central (SOU)	a				1034		1104					1134		1202				1234		1304
Southampton Central (SOU)	d	1013		1028	1035	1044	1106	1113		1126	1135	1144	1205	1213		1228	1235	1244	1305	
St Denys (SDN)	a				1040	1049						1140	1149				1240	1249		
Swaythling (SWG)	a				1043							1143					1243			
Southampton Airport Parkwy (SOA) ←a	a				1046					1133	1146						1246			
Bitterne (BTE)	d					1052						1152							1252	
Woolston (WLS)	d					1056						1156							1256	
Sholing (SHO)	d					1058						1158							1258	
Netley (NTL)	d					1101						1201							1301	
Hamble (HME)	d					1104						1204							1304	
Bursledon (BUO)	d					1107						1207							1307	
Swanwick (SNW)	d	1032		1046	1111		1132					1211		1232		1246		1311		
Fareham (FRM)	a	1038		1053	1117	1127	1138					1217	1228	1238		1253		1317	1327	
Fareham (FRM)	d	1039	1049	1054		1118	1128	1139	1149			1218	1229	1239	1250	1254		1318	1328	
Portchester (PTC)	d	1044	1054			1123		1144	1154			1223		1244	1255			1323		
Cosham (CSA)	d	1048	1059	1103		1128	1136	1148	1159	1203		1228	1237	1248	1300	1303		1328	1336	
Havant (HAV)	a	1054		1109				1154		1209				1254		1310				
Hilsea (HLS)	d		1104			1133			1204			1233			1304				1333	
Fratton (FTN)	d		1108			1137	1144		1208			1237	1244		1309				1337	
Portsmouth & Southsea (PMS)	a		1111			1144	1147		1211			1244	1247		1312				1344	
Portsmouth Harbour (PMH)	a		1120			1152			1220			1252			1320				1352	

Operator Train ID Days of operation/Notes 1st Class/Reservations/Bus	SN	SW	SN	SW	SW	GW	SN	SW	SN	SW	SW	GW	GW	SN	SW	SN	SW	SW	
	1J39	1T33	1N23	2R46	2E37	1F15	1J43	1T37	1N25	2R50	2E41	1F17	1F17	1J47	1T41	1N27	2R54	2E45	
	H	A	F	N	Q	H	A	F	N	Q	H	R	S	H	A	F	N	Q	
Salisbury (SAL)	d				1256		1333				1356		1435	1435				1456	
Dean (DEN)	d				1308						1408							1508	
Mottisfont & Dunbridge (DBG)	d				1314						1414							1514	
Romsey (ROM)	d				1320		1352				1420		1453	1453				1520	
Redbridge (RDB)	d				1327						1427							1527	
Millbrook (Hants) (MBK)	d				1331						1431							1531	
Southampton Central (SOU)	a				1334		1404				1433		1504	1504				1534	
Southampton Central (SOU)	d	1314		1328	1335	1344	1406	1413		1428	1435	1444	1505	1505	1513		1528	1535	1544
St Denys (SDN)	a				1340	1349					1440	1449						1540	1549
Swaythling (SWG)	a				1343						1443							1543	
Southampton Airport Parkwy (SOA) ←a	a				1346						1446							1546	
Bitterne (BTE)	d					1352						1452							1552
Woolston (WLS)	d					1356						1456							1556
Sholing (SHO)	d					1358						1458							1558
Netley (NTL)	d					1401						1501							1601
Hamble (HME)	d					1404						1504							1604
Bursledon (BUO)	d					1407						1507							1607
Swanwick (SNW)	d	1332		1346	1411		1432		1445		1511			1532		1546		1611	
Fareham (FRM)	a	1338		1353	1417	1427	1438		1453		1517	1526	1527	1538		1553		1617	
Fareham (FRM)	d	1339	1349	1354		1418	1428	1439	1449	1454		1518	1527	1528	1539	1549	1554		1618
Portchester (PTC)	d	1344	1354			1423		1444	1454			1523		1544	1554				1623
Cosham (CSA)	d	1348	1359	1402		1428	1436	1448	1459	1502		1528	1535	1536	1549	1559	1602		1628
Havant (HAV)	a	1354		1409				1454		1509					1555		1609		
Hilsea (HLS)	d		1404			1433			1504			1533			1604				1633
Fratton (FTN)	d		1408			1437	1444		1508			1537	1544	1544		1608			1637
Portsmouth & Southsea (PMS)	a		1411			1444	1447		1511			1542	1547	1547		1611			1642
Portsmouth Harbour (PMH)	a		1420			1452			1520				1552	1552		1620			

NOTES (see introductory pages for explanation of train operator codes and standard symbols)

- a Arrival time
- d Departure time
- A From London Waterloo, see table 154
- F To Brighton, see table 178
- H To London Victoria, see table 178
- N To Romsey via Eastleigh
- Q From Cardiff Central, see table 133
- R Runs until 8 September. From Cardiff Central, see table 133
- S Runs from 11 September. From Cardiff Central, see table 133

Salisbury and Southampton to Fareham, Havant and Portsmouth

Mondays to Fridays

Operator Train ID Days of operation/Notes 1st Class/Reservations/Bus	GW	SN	SW	SW	SN	SW	SW	SW	GW	SN	SW	SN	SW	SW	GW	SN	SN	SW	
	1F19 Q I	1J51 H I	1P58 T I	1T45 A I	1N29 F I	2R58 N I	2T45 A I	2E49 I	1F21 Q I	1J55 H I	1T49 A I	1N31 F I	2R62 N I	2E53 I	1F23 Q I	1J59 H I	1N33 F I	2R66 N I	
Salisbury (SAL)	d	1533				1556			1633				1656		1733			1756	
Dean (DEN)	d					1608							1708					1808	
Mottisfont & Dunbridge (DBG)	d					1614							1714					1814	
Romsey (ROM)	d	1552				1620			1652				1720		1752			1820	
Redbridge (RDB)	d					1627							1727					1827	
Millbrook (Hants) (MBK)	d					1631							1731					1831	
Southampton Central (SOU)	a	1602				1634			1702				1733		1802			1834	
Southampton Central (SOU)	d	1605	1613			1628	1635		1644	1705	1713		1728	1735	1744	1804	1813	1828	1835
St Denys (SDN)	a					1640		1649					1740	1750				1840	
Swaythling (SWG)	a					1643							1743					1843	
Southampton Airport Parkwy (SOA) ←a	←a					1646							1746					1846	
Bitterne (BTE)	d								1652					1752					
Woolston (WLS)	d								1656					1756					
Sholing (SHO)	d								1658					1758					
Netley (NTL)	d								1701					1802					
Hamble (HME)	d								1704					1804					
Bursledon (BUO)	d								1707					1807					
Swanwick (SNW)	d		1632			1646			1711		1732		1746	1811		1832	1846		
Fareham (FRM)	a	1627	1638			1653			1717	1727	1738		1753	1818	1825	1838	1852		
Fareham (FRM)	d	1628	1639	1644	1649	1654		1713	1718	1728	1739	1749	1754	1819	1829	1839	1853		
Portchester (PTC)	d		1644		1654			1718	1723		1744	1754		1824		1844			
Cosham (CSA)	d	1636	1648	1652	1659	1703		1723	1728	1736	1749	1759	1802	1829	1837	1848	1901		
Havant (HAV)	a		1654	1658		1709						1755	1809			1854	1908		
Hilsea (HLS)	d				1704				1733			1804		1833					
Fratton (FTN)	d	1645			1708			1731	1737	1744		1808		1838	1846				
Portsmouth & Southsea (PMS)	a	1648			1711			1734	1744	1747		1811		1844	1849				
Portsmouth Harbour (PMH)	←a	1652			1718			1739	1752			1820		1854					


Operator Train ID Days of operation/Notes 1st Class/Reservations/Bus	SW	SW	GW	SN	SN	SW	SW	SW	GW	SN	SN	SW	SW	SW	GW	SN	SW	SN	
	1T53 A I	2E57 I	1F25 Q I	1J63 H I	1N35 F I	2R70 N I	1T57 A I	2E61 I	1F27 Q I	1J67 H I	1N37 F I	2R74 N I	1T61 A I	2E97 I	1F29 Q I	1N91 F I	1T65 A I	1C71 U I	
Salisbury (SAL)	d			1833					1935				1956					2035	
Dean (DEN)	d												2008						
Mottisfont & Dunbridge (DBG)	d												2014						
Romsey (ROM)	d			1852					1953				2020		2053				
Redbridge (RDB)	d												2027						
Millbrook (Hants) (MBK)	d												2031						
Southampton Central (SOU)	a			1903					2004				2034		2104				
Southampton Central (SOU)	d		1844	1905	1912	1928	1935		1944	2005	2013	2028	2035		2044	2105	2113		2133
St Denys (SDN)	a		1850				1940		1949				2040		2049				
Swaythling (SWG)	a						1943						2043						
Southampton Airport Parkwy (SOA) ←a	←a						1946						2046						
Bitterne (BTE)	d		1852						1952					2052					
Woolston (WLS)	d		1856						1956					2056					
Sholing (SHO)	d		1858						1958					2058					
Netley (NTL)	d		1902						2001					2101					
Hamble (HME)	d		1904						2004					2104					
Bursledon (BUO)	d		1907						2007					2107					
Swanwick (SNW)	d		1911		1932	1946			2011		2032	2046		2111		2133		2152	
Fareham (FRM)	a		1918	1926	1938	1952			2017	2028	2038	2052		2117	2126	2139		2158	
Fareham (FRM)	d	1856	1919	1928	1939	1953		1957	2018	2029	2039	2053		2056	2118	2127	2140	2152	2159
Portchester (PTC)	d	1901	1924		1944			2002	2023		2044			2101	2123		2145	2157	2204
Cosham (CSA)	d	1906	1929	1936	1948	2002		2007	2028		2048	2101		2106	2128		2149	2202	2209
Havant (HAV)	a				1954	2008					2054	2108					2155		2215
Hilsea (HLS)	d	1911	1933					2011	2033					2111	2133				2206
Fratton (FTN)	d	1915	1938	1944				2016	2037	2044				2116	2137	2141			2211
Portsmouth & Southsea (PMS)	a	1918	1944	1947				2019	2042	2047				2119	2140	2144			2214
Portsmouth Harbour (PMH)	←a	1925		1952				2025		2052				2123	2144	2149			2218

NOTES (see introductory pages for explanation of train operator codes and standard symbols)

- a Arrival time
- d Departure time
- A From London Waterloo, see table 154
- F To Brighton, see table 178
- H To London Victoria, see table 178
- N To Romsey via Eastleigh
- Q From Cardiff Central, see table 133
- T To London Waterloo, see table 155
- U To Gatwick Airport, see table 178

Salisbury and Southampton to Fareham, Havant and Portsmouth

Mondays to Fridays

	Operator	SW	SW	GW	SN	SW	SN	SW	SW	GW	SN	SW	GW	SW
	Train ID	2R78	2E69	1D91	1N97	1T69	1N41	2R82	2E73	1F33	1N99	2R99	1F35	1T73
	Days of operation/Notes	N		Q	V	A	V	N		Q	W	N	B	A
	1st Class/Reservations/Bus	□	□	□		□	□	□	□	□		□	□	□
Salisbury (SAL)	d	2056		2137				2156		2238		2245	2303	
Dean (DEN)	d	2108						2208				2257		
Mottisfont & Dunbridge (DBG)	d	2114						2214				2303		
Romsey (ROM)	d	2120		2155				2220		2256		2308	2321	
Redbridge (RDB)	d	2127						2227				2316		
Millbrook (Hants) (MBK)	d	2131						2231				2319		
Southampton Central (SOU)	a	2134		2206				2234		2307		2322	2331	
Southampton Central (SOU)	d	2135	2144	2207	2221		2232	2235	2244	2309	2313	2323	2333	
St Denys (SDN)	a	2140	2149					2240	2249		2321	2328		
Swaythling (SWG)	a	2143						2243				2331		
Southampton Airport Parkway (SOA) ←a	a	2146		2214				2246				2334		
Bitterne (BTE)	d		2152						2252					
Woolston (WLS)	d		2156						2256					
Sholing (SHO)	d		2158						2258					
Netley (NTL)	d		2201						2301					
Hamble (HME)	d		2204						2304					
Bursledon (BUO)	d		2207						2307					
Swanwick (SNW)	d		2211		2240		2250		2311					
Fareham (FRM)	a		2217	2241	2247		2257		2317	2330	2338		2354	
Fareham (FRM)	d		2218	2242	2248	2253	2258		2318	2331	2338		2355	2358
Portchester (PTC)	d		2223		2253	2258			2323					0003
Cosham (CSA)	d		2228		2257	2303	2307		2328		2347			0008
Havant (HAV)	a				2304		2313				2353			
Hilsea (HLS)	d		2233			2308			2333					0013
Fratton (FTN)	d		2237	2256		2312			2337	2345			0012	0017
Portsmouth & Southsea (PMS)	a		2244	2259		2315			2342	2348			0015	0020
Portsmouth Harbour (PMH)  a	a			2304		2322			2353					0025

NOTES (see introductory pages for explanation of train operator codes and standard symbols)

- a Arrival time
- d Departure time
- A From London Waterloo, see table 154
- B From Bristol Parkway, see table 133
- N To Romsey via Eastleigh
- Q From Cardiff Central, see table 133
- V To Littlehampton, see table 178
- W To Barnham, see table 178

Salisbury and Southampton to Fareham, Havant and Portsmouth

Saturdays

Operator Train ID Days of operation/Notes 1st Class/Reservations/Bus		GW 1F35 A	SW 1T73 B	SW 2E03 E	SN 1J11 D	SW 2T05 E	SN 1N09 F	SW 2S97 C	SW 2R18 G	SW 2E05 E	GW 1F01 H	SN 1J15 J	SW 2T09 K	SN 1N11 F	SW 2R22 G	SW 2E09 E	GW 1F03 L	GW 2O03 H	SN 1J19 J		
Salisbury (SAL)	d							0534			0632						0650		0724	0737	
Dean (DEN)	d							0547									0702				
Mottisfont & Dunbridge (DBG)	d							0553									0708				
Romsey (ROM)	d							0558a	0609		0650						0713		0743	0756	
Redbridge (RDB)	d								0616								0721				
Millbrook (Hants) (MBK)	d								0620								0724				
Southampton Central (SOU)	a								0623		0702						0731		0755	0807	
Southampton Central (SOU)	d			0543	0613		0625		0635	0644	0706	0713		0728	0735	0744	0803			0813	
St Denys (SDN)	a			0548					0640	0649					0740	0749					
Swaythling (SWG)	a								0643						0743						
Southampton Airport Parkwy (SOA) ←	a								0646						0745						
Bitterne (BTE)	d			0551							0652						0752				
Woolston (WLS)	d			0555							0656						0756				
Sholing (SHO)	d			0557							0658						0758				
Netley (NTL)	d			0600							0701						0801				
Hamble (HME)	d			0603							0704						0804				
Bursledon (BUO)	d			0606							0707						0807				
Swanwick (SNW)	d			0610	0632		0643				0711		0730		0746		0811			0830	
Fareham (FRM)	a			0616	0638		0651				0717	0727	0736		0753		0817	0824		0836	
Fareham (FRM)	d			0618	0639	0646	0652				0718	0728	0737	0748	0754		0818	0825		0837	
Portchester (PTC)	d		0003	0623	0644	0651					0723		0742	0753		0823				0842	
Cosham (CSA)	d		0008	0628	0648	0656	0700				0728	0736	0746	0758	0802	0828	0833			0846	
Havant (HAV)	a				0654		0710						0752		0809					0852	
Hilsea (HLS)	d		0013	0633		0703					0733			0803			0833				
Fratton (FTN)	d	0012	0017	0637		0707					0737	0743		0807			0837	0841			
Portsmouth & Southsea (PMS)	a	0015	0020	0642		0710					0742	0747		0810			0842	0844			
Portsmouth Harbour (PMH)	⚓ a		0025			0716					0751			0818			0849				

Operator Train ID Days of operation/Notes 1st Class/Reservations/Bus		SW 2T13 B	SN 1N13 F	SW 2R26 G	SW 2E17 E	GW 1F05 M	SN 1J23 J	SW 1T17 B	SN 1N15 F	SW 2R30 G	SW 2E21 E	GW 1F07 M	SN 1J27 J	SW 1T21 B	SN 1N17 F	SW 2R34 G	SW 2E25 E	GW 1F09 M	SN 1J31 J	
Salisbury (SAL)	d			0750		0833				0856		0933				0956		1033		
Dean (DEN)	d			0802						0908						1008				
Mottisfont & Dunbridge (DBG)	d			0808						0914						1014				
Romsey (ROM)	d			0813		0852				0920		0951				1020		1051		
Redbridge (RDB)	d			0821						0927						1027				
Millbrook (Hants) (MBK)	d			0824						0931						1031				
Southampton Central (SOU)	a			0828		0902				0934		1003				1034		1103		
Southampton Central (SOU)	d		0828	0835	0844	0905	0913		0928	0935	0944	1005	1013		1028	1035	1044	1105	1113	
St Denys (SDN)	a			0840	0849					0940	0949					1040	1049			
Swaythling (SWG)	a			0843						0943						1043				
Southampton Airport Parkwy (SOA) ←	a			0845						0946						1046				
Bitterne (BTE)	d				0852						0952						1052			
Woolston (WLS)	d				0856						0956						1056			
Sholing (SHO)	d				0858						0958						1058			
Netley (NTL)	d				0901						1001						1101			
Hamble (HME)	d				0904						1004						1104			
Bursledon (BUO)	d				0907						1007						1107			
Swanwick (SNW)	d		0846		0911		0932		0946		1011		1032		1046		1111			1132
Fareham (FRM)	a		0853		0917	0926	0938		0953		1017	1027	1038		1053		1117	1127		1138
Fareham (FRM)	d	0849	0854		0918	0927	0939	0949	0954		1018	1028	1039	1049	1054		1118	1128		1139
Portchester (PTC)	d	0854			0923		0944	0954			1023		1044	1054		1123				1144
Cosham (CSA)	d	0859	0903		0928	0935	0948	0959	1002		1028	1036	1048	1059	1102	1128	1136			1148
Havant (HAV)	a		0909				0954		1009				1054		1109					1154
Hilsea (HLS)	d	0904			0933			1004			1033			1104			1133			
Fratton (FTN)	d	0909			0937	0943		1008			1037	1043		1108			1137	1143		
Portsmouth & Southsea (PMS)	a	0912			0942	0946		1011			1042	1046		1111			1142	1146		
Portsmouth Harbour (PMH)	⚓ a	0918				0951		1018			1051			1118						1151

NOTES (see introductory pages for explanation of train operator codes and standard symbols)

- a Arrival time
- d Departure time
- A From Bristol Parkway, see table 133
- B From London Waterloo, see table 154
- C To Salisbury via Eastleigh
- D To London Victoria, see table 178
- E From Eastleigh, see table 154
- F To Brighton, see table 178
- G To Romsey via Eastleigh
- H From Westbury, see table 133
- J To Horsham, see table 178
- K From Woking, see table 154
- L From Bristol Temple Meads, see table 133
- M From Cardiff Central, see table 133

Salisbury and Southampton to Fareham, Havant and Portsmouth

Saturdays

Operator Train ID Days of operation/Notes 1st Class/Reservations/Bus		SW 1T25 B □	SN 1N19 F □	SW 2R38 G □	SW 2E29 □	GW 1F11 M □	SN 1J35 J □	SW 1T29 B □	SN 1N21 F □	SW 2R42 G □	SW 2E33 □	GW 1F13 M □	SN 1J39 J □	SW 1T33 B □	SN 1N23 F □	SW 2R46 G □	SW 2E37 □	GW 1F15 M □	SN 1J43 J □
Salisbury (SAL)	d			1056		1135				1156		1233				1256		1333	
Dean (DEN)	d			1108						1208						1308			
Mottisfont & Dunbridge (DBG)	d			1114						1214						1314			
Romsey (ROM)	d			1120		1153				1220		1251				1320		1351	
Redbridge (RDB)	d			1127						1227						1327			
Millbrook (Hants) (MBK)	d			1131						1231						1331			
Southampton Central (SOU)	a			1134		1204				1234		1303				1334		1403	
Southampton Central (SOU)	d		1128	1135	1144	1206	1213		1228	1235	1244	1305	1313		1328	1335	1344	1405	1413
St Denys (SDN)	a			1140	1149					1240	1249					1340	1349		
Swaythling (SWG)	a			1143						1243						1343			
Southampton Airport Parkwy (SOA) ←	a			1146						1246						1346			
Bitterne (BTE)	d				1152						1252						1352		
Woolston (WLS)	d				1156						1256						1356		
Sholing (SHO)	d				1158						1258						1358		
Netley (NTL)	d				1201						1301						1401		
Hamble (HME)	d				1204						1304						1404		
Bursledon (BUO)	d				1207						1307						1407		
Swanwick (SNW)	d		1146	1211		1232		1246		1311		1332		1346		1411		1432	
Fareham (FRM)	a		1153	1217	1227	1238		1253		1317	1327	1338		1353		1417	1427	1438	
Fareham (FRM)	d	1149	1154		1218	1228	1239	1250	1254		1318	1328	1339	1349	1354		1418	1428	1439
Portchester (PTC)	d	1154			1223		1244	1255			1323		1344	1354			1423		1444
Cosham (CSA)	d	1159	1202		1228	1236	1248	1300	1304		1328	1336	1348	1359	1402		1428	1436	1448
Havant (HAV)	a		1209				1254		1310				1354		1409				1454
Hilsea (HLS)	d	1204			1233			1304			1333			1404			1433		
Fratton (FTN)	d	1208			1237	1243		1309			1337	1343		1408			1437	1444	
Portsmouth & Southsea (PMS)	a	1211			1242	1246		1312			1342	1346		1411			1442	1447	
Portsmouth Harbour (PMH)	⚓ a	1218			1251			1318				1351		1418			1451		

Operator Train ID Days of operation/Notes 1st Class/Reservations/Bus		SW 1T37 B □	SN 1Y65 F □	SW 2R50 G □	SW 2E41 □	GW 1F17 M □	SN 1J47 J □	SW 1T41 B □	SN 1N27 F □	SW 2R54 G □	SW 2E45 □	GW 1F19 M □	SN 1J51 J □	SW 1T45 B □	SN 1N29 F □	SW 2R58 G □	SW 2E49 □	GW 1F21 M □	SN 1J55 J □
Salisbury (SAL)	d			1356		1433				1456		1533				1556		1633	
Dean (DEN)	d			1408						1508						1608			
Mottisfont & Dunbridge (DBG)	d			1414						1514						1614			
Romsey (ROM)	d			1420		1451				1520		1552				1620		1651	
Redbridge (RDB)	d			1427						1527						1627			
Millbrook (Hants) (MBK)	d			1431						1531						1631			
Southampton Central (SOU)	a			1434		1503				1534		1603				1634		1703	
Southampton Central (SOU)	d		1426	1435	1444	1505	1513		1528	1535	1544	1605	1613		1628	1635	1644	1705	1713
St Denys (SDN)	a			1440	1449					1540	1549					1640	1649		
Swaythling (SWG)	a			1443						1543						1643			
Southampton Airport Parkwy (SOA) ←	a		1433	1446						1546						1646			
Bitterne (BTE)	d				1452						1552						1652		
Woolston (WLS)	d				1456						1556						1656		
Sholing (SHO)	d				1458						1558						1658		
Netley (NTL)	d				1501						1601						1701		
Hamble (HME)	d				1504						1604						1704		
Bursledon (BUO)	d				1507						1607						1707		
Swanwick (SNW)	d				1511		1532		1546		1611		1632		1646		1711		1732
Fareham (FRM)	a		1455	1517	1527	1538		1553		1617	1627	1638		1653		1717	1727	1738	
Fareham (FRM)	d	1449	1456		1518	1528	1539	1549	1554		1618	1628	1639	1649	1654		1718	1728	1739
Portchester (PTC)	d	1454			1523		1544	1554			1623		1644	1654			1723		1744
Cosham (CSA)	d	1459			1528	1536	1548	1559	1602		1628	1636	1648	1659	1702		1728	1736	1748
Havant (HAV)	a		1509				1554		1609				1654		1709				1754
Hilsea (HLS)	d	1504			1533			1604			1633			1704			1733		
Fratton (FTN)	d	1508			1537	1543		1608			1637	1643		1708			1737	1743	
Portsmouth & Southsea (PMS)	a	1511			1542	1546		1611			1642	1646		1711			1742	1746	
Portsmouth Harbour (PMH)	⚓ a	1518			1551			1618				1651		1718			1751		

NOTES (see introductory pages for explanation of train operator codes and standard symbols)

- a Arrival time
- d Departure time
- B From London Waterloo, see table 154
- F To Brighton, see table 178
- G To Romsey via Eastleigh
- J To Horsham, see table 178
- M From Cardiff Central, see table 133

Salisbury and Southampton to Fareham, Havant and Portsmouth

Saturdays

Operator Train ID Days of operation/Notes 1st Class/Reservations/Bus		SW 1T49 B	SN 1N31 F	SW 2R62 G	SW 2E53 I	GW 1F23 M	SN 1J59 J	SW 1T53 B	SN 1N33 F	SW 2R66 G	SW 2E57 I	GW 1F25 M	SN 1J63 J	SW 1T57 B	SN 1N35 F	SW 2R70 G	SW 2E61 I	GW 1F27 M	SN 1J67 J
Salisbury (SAL)	d			1656		1733				1756		1833				1856		1933	
Dean (DEN)	d			1708						1808						1908			
Mottisfont & Dunbridge (DBG)	d			1714						1814						1914			
Romsey (ROM)	d			1720		1751				1820		1851				1920		1952	
Redbridge (RDB)	d			1727						1827						1927			
Millbrook (Hants) (MBK)	d			1731						1831						1931			
Southampton Central (SOU)	a			1733		1803				1834		1903				1934		2003	
Southampton Central (SOU)	d		1728	1735	1744	1805	1813		1828	1835	1844	1905	1913		1928	1935	1944	2005	2013
St Denys (SDN)	a			1740	1749					1840	1849					1940	1949		
Swaythling (SWG)	a			1743						1843						1943			
Southampton Airport Parkwy (SOA) ←	a			1746						1846						1946			
Bitterne (BTE)	d				1752						1852						1952		
Woolston (WLS)	d				1756						1856						1956		
Sholing (SHO)	d				1758						1858						1958		
Netley (NTL)	d				1801						1901						2001		
Hamble (HME)	d				1804						1904						2004		
Bursledon (BUO)	d				1807						1907						2007		
Swanwick (SNW)	d		1746	1811			1832		1846	1911		1932		1946	2011	2032			
Fareham (FRM)	a		1753	1817	1827	1838		1853	1917	1927	1938		1953	2017	2027	2038			
Fareham (FRM)	d	1749	1754		1818	1828	1839	1849	1854		1918	1928	1939	1949	1954		2018	2028	2039
Portchester (PTC)	d	1754			1823		1844	1854			1923		1944	1954			2023		2044
Cosham (CSA)	d	1759	1802		1828	1836	1848	1859	1902		1928	1936	1948	1959	2002		2028		2048
Havant (HAV)	a		1809				1854		1909				1954		2009				2054
Hilsea (HLS)	d	1804			1833			1904			1933			2004			2033		
Fratton (FTN)	d	1808			1837	1843		1908			1937	1943		2008			2037	2044	
Portsmouth & Southsea (PMS)	a	1811			1842	1846		1911			1942	1946		2011			2042	2047	
Portsmouth Harbour (PMH)	⚓ a	1818			1851			1918			1951			2018			2051		


Operator Train ID Days of operation/Notes 1st Class/Reservations/Bus		SW 1T61 B	SN 1N37 F	SW 2R74 G	SW 2E97 I	GW 1F29 M	SN 1N91 J	SW 1T65 B	SN 1C71 N	SW 2R78 G	SW 2E99 I	GW 1F31 M	SN 1N97 P	SW 1T69 B	SN 1N41 P	SW 2R82 G	SW 2E73 I	GW 1F33 M	SN 1N99 P
Salisbury (SAL)	d			1956		2033				2056		2133				2156		2235	
Dean (DEN)	d			2008						2108						2208			
Mottisfont & Dunbridge (DBG)	d			2014						2114						2214			
Romsey (ROM)	d			2020		2052				2120		2152				2220		2254	
Redbridge (RDB)	d			2027						2127						2227			
Millbrook (Hants) (MBK)	d			2031						2131						2231			
Southampton Central (SOU)	a			2034		2103				2134		2202				2234		2304	
Southampton Central (SOU)	d		2028	2035	2044	2105	2113		2132	2135	2144	2205	2221		2226	2235	2244	2306	2316
St Denys (SDN)	a			2040	2049					2140	2149					2240	2249		2322
Swaythling (SWG)	a			2043						2143						2243			
Southampton Airport Parkwy (SOA) ←	a			2046						2146						2246			
Bitterne (BTE)	d				2052						2152						2252		
Woolston (WLS)	d				2056						2156						2256		
Sholing (SHO)	d				2058						2158						2258		
Netley (NTL)	d				2101						2201						2301		
Hamble (HME)	d				2104						2204						2304		
Bursledon (BUO)	d				2107						2207						2307		
Swanwick (SNW)	d		2046	2111		2133		2151	2211		2238		2246	2311					
Fareham (FRM)	a		2053	2117	2127	2139		2157	2217	2226	2244		2254	2317	2327	2338			
Fareham (FRM)	d	2049	2054		2118	2128	2140	2149	2158		2218	2227	2245	2249	2255		2318	2328	2338
Portchester (PTC)	d	2054			2123		2145	2154	2203		2223		2250	2254			2323		
Cosham (CSA)	d	2059	2102		2128		2149	2159	2207		2228		2255	2259	2303		2328		2347
Havant (HAV)	a		2109				2155		2213				2304		2309				2353
Hilsea (HLS)	d	2104			2133			2204			2233			2304			2333		
Fratton (FTN)	d	2109			2137	2143		2208			2237	2242		2308			2337	2342	
Portsmouth & Southsea (PMS)	a	2112			2140	2146		2211			2240	2245		2311			2342	2345	
Portsmouth Harbour (PMH)	⚓ a	2118			2146	2151		2218			2248	2250		2318			2350		

NOTES (see introductory pages for explanation of train operator codes and standard symbols)

- a Arrival time
- d Departure time
- B From London Waterloo, see table 154
- F To Brighton, see table 178
- G To Romsey via Eastleigh
- J To Horsham, see table 178
- M From Cardiff Central, see table 133
- N To Gatwick Airport, see table 178
- P To Littlehampton, see table 178

Salisbury and Southampton to Fareham, Havant and Portsmouth

Saturdays

Operator	SW	SW	GW
Train ID	2S99	1T73	1F35
Days of operation/Notes	C	B	L
1st Class/Reservations/Bus	1	1	1
Salisbury (SAL)	d	2244	2303
Dean (DEN)	d	2257	
Mottisfont & Dunbridge (DBG)	d	2302	
Romsey (ROM)	d	2308	2323
Redbridge (RDB)	d	2315	
Millbrook (Hants) (MBK)	d	2319	
Southampton Central (SOU)	a	2321	2334
Southampton Central (SOU)	d	2323	2335
St Denys (SDN)	a	2328	
Swaythling (SWG)	a	2331	
Southampton Airport Parkway (SOA) ←a	a	2333	
Bitterne (BTE)	d		
Woolston (WLS)	d		
Sholing (SHO)	d		
Netley (NTL)	d		
Hamble (HME)	d		
Bursledon (BUO)	d		
Swanwick (SNW)	d		
Fareham (FRM)	a		2356
Fareham (FRM)	d	2352	2358
Portchester (PTC)	d	2357	
Cosham (CSA)	d	0002	
Havant (HAV)	a		
Hilsea (HLS)	d	0006	
Fratton (FTN)	d	0011	0013
Portsmouth & Southsea (PMS)	a	0014	0016
Portsmouth Harbour (PMH)  a	a	0018	

NOTES (see introductory pages for explanation of train operator codes and standard symbols)

- a Arrival time
- d Departure time
- B From London Waterloo, see table 154
- C To Salisbury via Eastleigh
- L From Bristol Temple Meads, see table 133

Salisbury and Southampton to Fareham, Havant and Portsmouth

Sundays

Operator Train ID Days of operation/Notes 1st Class/Reservations/Bus		SW 1T73 A	GW 1F35 B	SW 2E09 F	SW 1T07 F	SN 1N11 C	SW 2E13 F	SW 1T11 E	SN 1N13 C	SW 2E17 F	SW 2S97 D	SW 2R28 F	SW 1T15 A	SN 1N15 C	SW 2E21 F	SW 2R32 F	SW 1T19 A	SN 1N17 C	SW 2E25 F
Salisbury (SAL)	d										0808	0820				0908			
Dean (DEN)	d										0820					0920			
Mottisfont & Dunbridge (DBG)	d										0826					0926			
Romsey (ROM)	d										0831a	0839				0932			
Redbridge (RDB)	d										0846					0939			
Millbrook (Hants) (MBK)	d										0850					0943			
Southampton Central (SOU)	a										0852					0945			
Southampton Central (SOU)	d			0635		0730	0735		0830	0835		0859		0930	0935	0959		1030	1035
St Denys (SDN)	a			0640			0740			0840		0904			0940	1004			1040
Swaythling (SWG)	a											0907				1007			
Southampton Airport Parkwy (SOA) ←a	a											0909				1009			
Bitterne (BTE)	d			0643			0743			0843					0943				1043
Woolston (WLS)	d			0647			0747			0847					0947				1047
Sholing (SHO)	d			0649			0749			0849					0949				1049
Netley (NTL)	d			0653			0753			0853					0953				1053
Hamble (HME)	d			0655			0755			0855					0955				1055
Bursledon (BUO)	d			0658			0758			0858					0958				1058
Swanwick (SNW)	d			0702		0747	0802		0847	0902				0947	1002			1047	1102
Fareham (FRM)	a			0709		0753	0809		0853	0909				0953	1009			1053	1109
Fareham (FRM)	d			0710	0744	0754	0810	0842	0854	0910			0945	0954	1010		1045	1054	1110
Portchester (PTC)	d			0715	0749		0815	0847		0915			0950		1015		1050		1115
Cosham (CSA)	d	0002		0720	0754	0803	0820	0852	0903	0920			0955	1003	1020		1055	1103	1120
Havant (HAV)	a					0810			0910					1010				1110	
Hilsea (HLS)	d	0006		0724	0800		0825	0900		0925			1000		1024		1100		1124
Fratton (FTN)	d	0011	0013	0729	0804		0829	0905		0934			1011		1029		1111		1129
Portsmouth & Southsea (PMS)	a	0014	0016	0732	0807		0832	0908		0937			1014		1032		1114		1132
Portsmouth Harbour (PMH)	a	0018			0811			0920					1020				1120		

Operator Train ID Days of operation/Notes 1st Class/Reservations/Bus		SW 2R36 F	GW 1F07 B	SW 1T23 A	SN 1N19 C	SW 2E29 F	SW 2R40 F	GW 1F09 G	SW 1T27 A	SN 1N21 C	SW 2E33 F	SW 2R44 F	GW 1F11 G	SW 1T31 A	SN 1N23 C	SW 2E37 F	SW 2R48 F	GW 1F13 G	SW 1T35 A
Salisbury (SAL)	d	1008	1033				1108	1133				1208	1235				1308	1334	
Dean (DEN)	d	1020					1120					1220					1320		
Mottisfont & Dunbridge (DBG)	d	1026					1126					1226					1326		
Romsey (ROM)	d	1032	1052				1132	1152				1232	1254				1332	1352	
Redbridge (RDB)	d	1039					1139					1239					1339		
Millbrook (Hants) (MBK)	d	1043					1143					1243					1343		
Southampton Central (SOU)	a	1045	1103				1145	1202				1245	1304				1346	1403	
Southampton Central (SOU)	d	1059	1105		1130	1135	1159	1205		1230	1235	1259	1306		1330	1335	1359	1405	
St Denys (SDN)	a	1104				1140	1204				1240	1304				1340	1404		
Swaythling (SWG)	a	1107					1207					1307					1407		
Southampton Airport Parkwy (SOA) ←a	a	1109					1209					1309					1409		
Bitterne (BTE)	d					1143					1243					1343			
Woolston (WLS)	d					1147					1247					1347			
Sholing (SHO)	d					1149					1249					1349			
Netley (NTL)	d					1153					1253					1353			
Hamble (HME)	d					1155					1255					1355			
Bursledon (BUO)	d					1158					1258					1358			
Swanwick (SNW)	d				1147	1202				1247	1302				1347	1402			
Fareham (FRM)	a		1126		1153	1209		1226		1253	1309		1326		1353	1409		1426	
Fareham (FRM)	d		1126	1145	1154	1210		1227	1245	1254	1310		1327	1345	1354	1410		1427	1445
Portchester (PTC)	d			1150		1215			1250		1315			1350		1415			1450
Cosham (CSA)	d		1135	1155	1203	1220		1235	1255	1303	1320		1335	1355	1403	1420		1435	1455
Havant (HAV)	a				1210					1310					1410				
Hilsea (HLS)	d			1200		1225			1300		1325			1400		1426			1500
Fratton (FTN)	d		1143	1210		1234		1243	1310		1330		1343	1410		1430		1443	1510
Portsmouth & Southsea (PMS)	a		1146	1213		1237		1246	1313		1333		1346	1413		1433		1446	1513
Portsmouth Harbour (PMH)	a		1151	1220				1251	1320				1351	1420				1451	1520

NOTES (see introductory pages for explanation of train operator codes and standard symbols)

- a Arrival time
- d Departure time
- A From London Waterloo, see table 154
- B From Bristol Temple Meads, see table 133
- C To Brighton, see table 178
- D To Salisbury via Eastleigh
- E From Basingstoke, see table 154
- F To Romsey via Eastleigh
- G From Cardiff Central, see table 133

Salisbury and Southampton to Fareham, Havant and Portsmouth

Sundays

Operator Train ID Days of operation/Notes 1st Class/Reservations/Bus		SN 1N25 C	SW 2E41 F	SW 2R52 F	GW 1F15 G	SW 1T39 A	SN 1N27 C	SW 2E45 F	SW 2R56 F	GW 1F19 G	SW 1T43 A	SN 1N29 C	SW 2E49 F	SW 2R60 F	GW 1F23 G	SW 1T47 A	SN 1N31 C	SW 2E53 F	SW 2R64 F
Salisbury (SAL)	d			1408	1436				1508	1536				1608	1634				1708
Dean (DEN)	d			1420					1520					1620					1720
Mottisfont & Dunbridge (DBG)	d			1426					1526					1626					1726
Romsey (ROM)	d			1432	1454				1532	1554				1632	1653				1732
Redbridge (RDB)	d			1439					1539					1639					1739
Millbrook (Hants) (MBK)	d			1443					1543					1643					1743
Southampton Central (SOU)	a			1445	1505				1545	1605				1645	1703				1745
Southampton Central (SOU)	d	1430	1435	1459	1506		1530	1535	1559	1606		1630	1635	1659	1706		1730	1735	1759
St Denys (SDN)	a		1440	1504				1540	1604				1640	1704				1740	1804
Swaythling (SWG)	a			1507					1607					1707					1807
Southampton Airport Parkwy (SOA) ←a	←a			1509					1609					1709					1809
Bitterne (BTE)	d		1443					1543						1643					1743
Woolston (WLS)	d		1447					1547						1647					1747
Sholing (SHO)	d		1449					1549						1649					1749
Netley (NTL)	d		1453					1553						1653					1753
Hamble (HME)	d		1455					1555						1655					1755
Bursledon (BUO)	d		1458					1558						1658					1758
Swanwick (SNW)	d	1447	1502				1547	1602				1647	1702				1747	1802	
Fareham (FRM)	a	1453	1509		1527		1553	1609		1627		1653	1709		1727		1753	1809	
Fareham (FRM)	d	1454	1510		1528	1545	1554	1610		1628	1645	1654	1710		1728	1745	1754	1810	
Portchester (PTC)	d		1515			1550		1615			1650		1715			1750		1815	
Cosham (CSA)	d	1503	1520		1536	1555	1603	1620		1636	1655	1703	1720		1736	1755	1803	1820	
Havant (HAV)	a	1510					1610					1710					1810		
Hilsea (HLS)	d		1526			1600		1626			1700		1726			1800		1826	
Fratton (FTN)	d		1530		1543	1610		1630		1644	1710		1730		1743	1810		1830	
Portsmouth & Southsea (PMS)	a		1533		1546	1613		1633		1647	1713		1733		1746	1813		1833	
Portsmouth Harbour (PMH)	↔a				1551	1620				1651	1720				1751	1820			

Operator Train ID Days of operation/Notes 1st Class/Reservations/Bus		GW 1F25 G	SW 1T51 A	SN 1N33 C	SW 2E57 F	SW 2R68 F	GW 1F27 G	SW 1T55 A	SN 1N35 C	SW 2E61 F	SW 2R72 F	GW 1F29 G	SW 1T59 A	SN 1N97 C	GW 1F31 G	SW 2E65 F	SW 2R76 F	GW 1F33 G	SW 1T63 A
Salisbury (SAL)	d	1737				1808	1833				1908	1932			2000		2008	2032	
Dean (DEN)	d					1820					1920						2020		
Mottisfont & Dunbridge (DBG)	d					1826					1926						2026		
Romsey (ROM)	d	1755				1832	1851				1932	1950			2018		2032	2051	
Redbridge (RDB)	d					1839					1939						2039		
Millbrook (Hants) (MBK)	d					1844					1943						2043		
Southampton Central (SOU)	a	1806				1846	1902				1945	2001			2029		2045	2101	
Southampton Central (SOU)	d	1807		1830	1835	1859	1905		1922	1935	1959	2005		2028	2032	2037	2059	2105	
St Denys (SDN)	a				1840	1904				1940	2004				2043	2104			
Swaythling (SWG)	a					1907					2007					2107			
Southampton Airport Parkwy (SOA) ←a	←a					1909					2009					2109			
Bitterne (BTE)	d				1843					1943						2046			
Woolston (WLS)	d				1847					1947						2050			
Sholing (SHO)	d				1849					1949						2052			
Netley (NTL)	d				1853					1953						2056			
Hamble (HME)	d				1855					1955						2058			
Bursledon (BUO)	d				1858					1958						2101			
Swanwick (SNW)	d			1847	1902				1939	2002				2046		2105			
Fareham (FRM)	a	1828		1853	1909		1927		1945	2009		2026		2052	2057	2112		2126	
Fareham (FRM)	d	1829	1845	1854	1910		1928	1944	1946	2010		2027	2045	2053	2059	2113		2127	2145
Portchester (PTC)	d		1850		1915			1949		2015			2050			2118			2150
Cosham (CSA)	d	1837	1855	1903	1920		1936	1954	1955	2020			2055		2103	2123			2155
Havant (HAV)	a			1910					2002						2110				
Hilsea (HLS)	d		1900		1926			2000		2025			2100			2127			2200
Fratton (FTN)	d	1845	1910		1930		1944	2010		2030			2041	2110	2114	2132		2141	2210
Portsmouth & Southsea (PMS)	a	1848	1913		1933		1947	2013		2033			2044	2113	2117	2135		2144	2213
Portsmouth Harbour (PMH)	↔a	1852	1920				1952	2020					2050	2120		2123		2149	2220

NOTES (see introductory pages for explanation of train operator codes and standard symbols)

- a Arrival time
- d Departure time
- A From London Waterloo, see table 154
- C To Brighton, see table 178
- F To Romsey via Eastleigh
- G From Cardiff Central, see table 133

Salisbury and Southampton to Fareham, Havant and Portsmouth

Sundays

Operator	GW	SN	GW	SW	SW	GW	SW	SN	SW	SN	SW	GW	SW
Train ID	1098	1N39	1098	2E69	2R80	1F35	1T67	1N91	2E73	1N93	2R99	1F37	1T71
Days of operation/Notes	H	C	H	F	F	G	A	J	F	J	F	G	A
1st Class/Reservations/Bus		□		□	□	□	□	□	□	□	□	□	□
Salisbury (SAL)	d	2053				2108	2134					2243	
Dean (DEN)	d					2120							
Mottisfont & Dunbridge (DBG)	d					2126							
Romsey (ROM)	d	2111				2132	2152					2228	2301
Redbridge (RDB)	d					2139						2235	
Millbrook (Hants) (MBK)	d					2143						2241	
Southampton Central (SOU)	a	2122				2145	2203					2247	2312
Southampton Central (SOU)	d	2125	2130			2135	2159	2205		2230	2235	2258	2305
St Denys (SDN)	a					2140	2204				2240		2310
Swaythling (SWG)	a					2207							2313
Southampton Airport Parkway (SOA) ←a	←a	2132		2132		2209							2315
Bitterne (BTE)	d	↳				2143					2243		
Woolston (WLS)	d					2147					2247		
Sholing (SHO)	d					2149					2249		
Netley (NTL)	d					2153					2253		
Hamble (HME)	d					2155					2255		
Bursledon (BUO)	d					2158					2258		
Swanwick (SNW)	d		2147			2202				2247	2302	2315	
Fareham (FRM)	a		2153	2202	2209		2226			2253	2309	2321	2334
Fareham (FRM)	d		2154	2204	2210		2227	2245	2254	2310	2322		2335
Portchester (PTC)	d					2215				2250	2315		2350
Cosham (CSA)	d		2203		2220				2255	2304	2320	2331	2355
Havant (HAV)	a		2210							2311		2338	
Hilsea (HLS)	d					2226				2300		2324	0003
Fratton (FTN)	d					2230				2309		2333	0007
Portsmouth & Southsea (PMS)	a			2220	2233					2244	2312		2352
Portsmouth Harbour (PMH) ⚓a	⚓a			2228						2249	2316		2356

NOTES (see introductory pages for explanation of train operator codes and standard symbols)

- a Arrival time
- d Departure time
- A From London Waterloo, see table 154
- C To Brighton, see table 178
- F To Romsey via Eastleigh
- G From Cardiff Central, see table 133
- H From Worcester Foregate Street, see table 133
- J To Littlehampton, see table 178