

Rugby to Coventry, Birmingham and Wolverhampton

Mondays to Fridays

Operator Train ID Days of operation/Notes 1st Class/Reservations/Bus Catering facilities	LM 2Y55	LM 2W72	LM 2Y59	LM 1Y81	VT 9G68	VT 9G48	VT 9G49	VT 9G70	VT 9G50	VT 1D80	LM 1F42	LM 2K38	LM 2J02	LM 2C01	XC 1H09	VT 1S36	LM 2W00	LM 2Y01
	MO	MX A	MO	MX	MO 1 1 X	MX 1 1 X	MX 1 1 X	MO 1 1 X	MX 1 1 X	B 1 1 X	C	D	E		F 1 1 X	G 1 1 X		
London Euston (EUS)																		
Watford Junction (WFJ)																		
Milton Keynes Central (MKC)								0013	0029									
Northampton (NMP)																		0515
Rugby (RUG)								0031	0048s	0059								0537
Coventry (COV)						0011	0041	0059s	0111				0533					0547
Canley (CNL)																		0550
Tile Hill (THL)																		0554
Berkswell (BKW)																		0558
Hampton-in-Arden (HIA)			0001															0602
Birmingham International (BHI)			0004			0020	0050	0112s	0120					0542				0605
Birmingham International (BHI)			0004	0004	0010	0021	0052		0121					0542				0605
Marston Green (MGN)			0008	0007										0546				
Lea Hall (LEH)				0011										0549				
Stechford (SCF)				0014										0552				
Adderley Park (ADD)				0018										0557				
Birmingham New Street (BHM)			0016	0023	0020	0033	0102	0123s	0132					0601				0615
Birmingham New Street (BHM)		0002			0023	0036	0105		0135	0530	0533	0552	0556		0601	0605	0612	
Smethwick Rolfe Street (SMR)		0008															0618	
Smethwick Galton Bridge (SGB)		0011									0541		0603			0620		
Sandwell & Dudley (SAD)		0014													0617c	0623		
Dudley Port (DDP)		0018														0627		
Tipton (TIP)	0001	0020														0629		
Coseley (CSY)	0004	0023														0632		
Tame Bridge Parkway (TAB)												0606						
Wolverhampton (WVH)	0009	0028			0040	0103	0130	0143	0202	0547	0553	0623	0614		0617	0629	0637	

Operator Train ID Days of operation/Notes 1st Class/Reservations/Bus Catering facilities	AW 1J03	LM 2J04	XC 1H13	LM 1F44	LM 2C25	LM 2W02	LM 2Y03	LM 2K40	LM 2J06	XC 1H14	VT 1S39	LM 2H27	LM 2W04	LM 2Y05	AW 1D11	XC 1H17	LM 2J08	LM 1F46
	H	E	F 1 1 X	C		J		D	E	F 1 1 X	K 1 1 X	L			M	F 1 1 X	E	C
London Euston (EUS)																		
Watford Junction (WFJ)																		
Milton Keynes Central (MKC)																		
Northampton (NMP)														0606				
Rugby (RUG)														0630				
Coventry (COV)					0612									0644				
Canley (CNL)														0647				
Tile Hill (THL)														0651				
Berkswell (BKW)														0655				
Hampton-in-Arden (HIA)														0659				
Birmingham International (BHI)					0621									0702				
Birmingham International (BHI)					0621		0634					0651		0704	0708			
Marston Green (MGN)					0624							0654						
Lea Hall (LEH)					0628							0658						
Stechford (SCF)					0631							0701						
Adderley Park (ADD)					0634							0704						
Birmingham New Street (BHM)					0640		0646					0711		0715	0720			
Birmingham New Street (BHM)	0622	0626	0630	0634		0641		0650	0656	0701	0707		0711		0722	0726	0729	0734
Smethwick Rolfe Street (SMR)						0647							0717					
Smethwick Galton Bridge (SGB)		0633		0641		0650			0703				0720				0736	0741
Sandwell & Dudley (SAD)	0630					0653					0717		0723		0730			
Dudley Port (DDP)						0657							0727					
Tipton (TIP)						0659							0729					
Coseley (CSY)						0702							0732					
Tame Bridge Parkway (TAB)								0705										
Wolverhampton (WVH)	0641	0644	0647	0653		0707		0722	0714	0717	0729		0737		0741	0744	0747	0753








For the complete service between London and Rugby see table 067








NOTES (see introductory pages for explanation of train operator codes and standard symbols)

- a Arrival time
- d Departure time
- s Stops to set down only
- c Arrives 4 minutes earlier
- A From Rugeley Trent Valley, see table 069
- B To Holyhead, see table 075
- C To Liverpool Lime Street, see table 076
- D To Crewe, see table 076
- E To Shrewsbury, see table 075
- F To Manchester Piccadilly, see table 076
- G To Edinburgh, see table 065
- H To Aberystwyth, see table 075
- J From Walsall, see table 069
- K To Glasgow Central, see table 065
- L To Rugeley Trent Valley, see table 069
- M To Chester, see table 075
- MO Mondays only
- MX Not Mondays

Rugby to Coventry, Birmingham and Wolverhampton

Mondays to Fridays

Operator Train ID Days of operation/Notes 1st Class/Reservations/Bus Catering facilities	LM 2H29 L	LM 2W06 J	LM 2Y07	LM 2K42 D	LM 2J10 E	VT 9S44 G 11R 11X	XC 1M18 N 11D	VT 9S44 G 11R 11X	LM 2H31 L	LM 2W08 J	LM 2Y09	AW 1J07 P 11R 11X	VT 9G04	XC 1M21 Q 11D	LM 1F48 C	LM 2H33 L	LM 2W10 J	LM 1Y11
London Euston (EUS)  d						0616					0535		0710					0621
Watford Junction (WFJ) d						0631u					0555							0636
Milton Keynes Central (MKC) d						0652					0638							0707
Northampton (NMP) d			0642								0711							0737
Rugby (RUG) d			0705			0715					0734							0801
Coventry (COV) d			0715			0727	0730				0745		0806					0812
Canley (CNL) d			0719								0748							0815
Tile Hill (THL) d			0723								0752							0819
Berkswell (BKW) d			0726								0756							0823
Hampton-in-Arden (HIA) d			0730								0800							0827
Birmingham International (BHI) a			0733			0736	0739				0803		0815					0830
Birmingham International (BHI) d	0721		0734			0738	0741		0751		0803	0808	0816			0821		0830
Marston Green (MGN) d	0724								0754		0807					0824		
Lea Hall (LEH) d	0728								0758							0828		
Stechford (SCF) d	0731								0801							0831		
Adderley Park (ADD) d	0734															0834		
Birmingham New Street (BHM)  a	0739		0744			0748	0751		0810		0814	0820	0826			0839		0844
Birmingham New Street (BHM)  d		0741		0752	0756	0807	0801	0807		0811		0822		0830	0834		0841	0841
Smethwick Rolfe Street (SMR) d		0747								0817							0847	
Smethwick Galton Bridge (SGB)  d		0750			0803					0820					0841			0850
Sandwell & Dudley (SAD) d		0753						0817				0830						0853
Dudley Port (DDP) d		0757									0827							0857
Tipton (TIP) d		0759									0829							0859
Coseley (CSY) d		0802									0832							0902
Tame Bridge Parkway (TAB) d				0806														
Wolverhampton (WVH)  a		0807		0825	0814		0817	0829		0837		0841		0846	0853			0907

Operator Train ID Days of operation/Notes 1st Class/Reservations/Bus Catering facilities	LM 2K44 D	LM 2J12 E	VT 9P47 R 11R 11X	XC 1M22 N 11D	VT 9P47 R 11R 11X	LM 2H35 L	LM 2W12 J	LM 1Y13	AW 1D12 B 11R 11X	VT 9G07	XC 1M25 Q 11D	LM 1F50 C	LM 2H37 L	LM 2W14 J	LM 1Y15	VT 9G08	LM 2K46 D	LM 2J14 E
London Euston (EUS)  d			0716							0810					0723	0816		
Watford Junction (WFJ) d			0731u												0738	0831u		
Milton Keynes Central (MKC) d			0752					0738							0808	0852		
Northampton (NMP) d								0810							0840			
Rugby (RUG) d			0815					0835							0904	0915		
Coventry (COV) d			0827	0830				0846		0906					0915	0927		
Canley (CNL) d								0849							0918			
Tile Hill (THL) d								0853							0922			
Berkswell (BKW) d								0857							0926			
Hampton-in-Arden (HIA) d								0901							0930			
Birmingham International (BHI) a			0836	0839				0904		0915					0933	0936		
Birmingham International (BHI) d			0838	0841		0851		0905	0908	0916			0921		0934	0938		
Marston Green (MGN) d						0854							0924					
Lea Hall (LEH) d						0858							0928					
Stechford (SCF) d						0901							0931					
Adderley Park (ADD) d													0934					
Birmingham New Street (BHM)  a			0848	0851		0910		0914	0920	0927			0940		0945	0948		
Birmingham New Street (BHM)  d	0852	0856	0907	0901	0907		0911		0922		0930	0934		0941				0952
Smethwick Rolfe Street (SMR) d							0917							0947				
Smethwick Galton Bridge (SGB)  d		0903					0920					0941		0950				1003
Sandwell & Dudley (SAD) d					0917				0930					0953				
Dudley Port (DDP) d							0927							0957				
Tipton (TIP) d							0929							0959				
Coseley (CSY) d							0932							1002				
Tame Bridge Parkway (TAB) d	0906																	1006
Wolverhampton (WVH)  a	0922	0914		0917	0929		0937		0941		0946	0953		1007				1025
																		1014

NOTES (see introductory pages for explanation of train operator codes and standard symbols)

- a Arrival time
- d Departure time
- u Stops to pick up only
- B To Holyhead, see table 075
- C To Liverpool Lime Street, see table 076
- D To Crewe, see table 076
- E To Shrewsbury, see table 075
- G To Edinburgh, see table 065
- J From Walsall, see table 069
- L To Rugeley Trent Valley, see table 069
- N From Southampton Central to Manchester Piccadilly, see table 050
- P To Aberystwyth/Pwllheli, see table 075
- Q From Bristol Temple Meads to Manchester Piccadilly, see table 052
- R To Blackpool North, see table 065

Rugby to Coventry, Birmingham and Wolverhampton

Mondays to Fridays

Operator Train ID Days of operation/Notes 1st Class/Reservations/Bus Catering facilities	XC 1M26 S	VT 9S54 G	LM 2H39 L	LM 2W16 J	LM 1Y17	AW 1J11 P	VT 9G10	XC 1M29 Q	LM 1F52 C	LM 2H41 L	LM 2W18 J	LM 1Y19	LM 2K48 D	LM 2J16 E	VT 9S55 K	XC 1M30 S	VT 9S55 K	VT 9G12
London Euston (EUS)		0840			0756		0910					0823			0916			0940
Watford Junction (WFJ)												0838			0931u			
Milton Keynes Central (MKC)					0838							0908			0952			
Northampton (NMP)					0910							0940						
Rugby (RUG)					0934							1004			1015			
Coventry (COV)	0930	0936			0945		1006					1015			1027	1030		1036
Canley (CNL)					0948							1018						
Tile Hill (THL)					0952							1022						
Berkswell (BKW)					0956							1026						
Hampton-in-Arden (HIA)					1000							1030						
Birmingham International (BHI)	0939	0945			1003		1015					1033			1036	1039		1045
Birmingham International (BHI)	0941	0946	0951		1004	1008	1016			1021		1034			1038	1041		1046
Marston Green (MGN)			0954							1024								
Lea Hall (LEH)			0958							1028								
Stechford (SCF)			1001							1031								
Adderley Park (ADD)										1034								
Birmingham New Street (BHM)	0951	0956	1008		1014	1020	1027			1039		1044			1048	1051		1056
Birmingham New Street (BHM)	1001	1007		1011		1022		1030	1034		1041		1052	1056	1107	1101	1107	
Smethwick Rolfe Street (SMR)				1017							1047							
Smethwick Galton Bridge (SGB)				1020					1041		1050			1103				
Sandwell & Dudley (SAD)		1017		1023		1030					1053						1117	
Dudley Port (DDP)				1027							1057							
Tipton (TIP)				1029							1059							
Coseley (CSY)				1032							1102							
Tame Bridge Parkway (TAB)													1106					
Wolverhampton (WVH)	1017	1029		1037		1041		1047	1053		1107		1125	1114		1117	1129	








Operator Train ID Days of operation/Notes 1st Class/Reservations/Bus Catering facilities	LM 2H43 L	LM 2W20 J	LM 1Y21	AW 1D13 B	XC 1M33 Q	LM 1F54 C	LM 2H45 L	LM 2W22 J	LM 1Y23	LM 2K50 D	LM 2J18 E	VT 9S60 G	XC 1M34 S	VT 9S60 G	VT 9G15	LM 2H47 L	LM 2W24 J	LM 1Y25
London Euston (EUS)			0856						0923			1016			1040			0956
Watford Junction (WFJ)									0938			1031u						
Milton Keynes Central (MKC)			0938						1008			1052						1038
Northampton (NMP)			1010						1040									1110
Rugby (RUG)			1034						1104			1115						1134
Coventry (COV)			1045						1115			1127	1131		1136			1145
Canley (CNL)			1048						1118									1148
Tile Hill (THL)			1052						1122									1152
Berkswell (BKW)			1056						1126									1156
Hampton-in-Arden (HIA)			1100						1130									1200
Birmingham International (BHI)			1103						1133			1136	1140		1145			1203
Birmingham International (BHI)	1051		1104	1108			1121		1134			1138	1141		1146	1151		1204
Marston Green (MGN)	1054						1124									1154		
Lea Hall (LEH)	1058						1128									1158		
Stechford (SCF)	1101						1131									1201		
Adderley Park (ADD)							1134											
Birmingham New Street (BHM)	1108		1114	1120			1139		1144			1148	1151		1156	1208		1214
Birmingham New Street (BHM)		1111		1122	1130	1134		1141		1152	1156	1207	1201	1207				1211
Smethwick Rolfe Street (SMR)		1117						1147										1217
Smethwick Galton Bridge (SGB)		1120				1141		1150			1203							1220
Sandwell & Dudley (SAD)		1123		1130				1153						1217				1223
Dudley Port (DDP)		1127						1157										1227
Tipton (TIP)		1129						1159										1229
Coseley (CSY)		1132						1202										1232
Tame Bridge Parkway (TAB)										1206								
Wolverhampton (WVH)		1137		1141	1147	1153		1207		1225	1214		1217	1229				1237








NOTES (see introductory pages for explanation of train operator codes and standard symbols)

- a Arrival time
- d Departure time
- u Stops to pick up only
- B To Holyhead, see table 075
- C To Liverpool Lime Street, see table 076
- D To Crewe, see table 076
- E To Shrewsbury, see table 075
- G To Edinburgh, see table 065
- J From Walsall, see table 069
- K To Glasgow Central, see table 065
- L To Rugeley Trent Valley, see table 069
- P To Aberystwyth/Pwllheli, see table 075
- Q From Bristol Temple Meads to Manchester Piccadilly, see table 052
- S From Bournemouth to Manchester Piccadilly, see table 050

Rugby to Coventry, Birmingham and Wolverhampton

Mondays to Fridays

Operator Train ID Days of operation/Notes 1st Class/Reservations/Bus Catering facilities	AW 1J15 P 1	XC 1M37 Q 1	LM 1F56 C	LM 2H49 L	LM 2W26 J	LM 1Y27	LM 2K52 D	LM 2J20 E	VT 9P65 R 1	XC 1M38 S 1	VT 9P65 R 1	VT 9G18 1	LM 2H51 L	LM 2W28 J	LM 1Y29	AW 1D14 B 1	XC 1M41 T 1	LM 1F58 C
London Euston (EUS)  d						1023			1116			1140			1056			
Watford Junction (WFJ) d						1038			1131u									
Milton Keynes Central (MKC) d						1108			1152						1138			
Northampton (NMP) d						1140									1210			
Rugby (RUG) d						1204			1215						1234			
Coventry (COV) d						1215			1227	1230		1236			1245			
Canley (CNL) d						1218									1248			
Tile Hill (THL) d						1222									1252			
Berkswell (BKW) d						1226									1256			
Hampton-in-Arden (HIA) d						1230									1300			
Birmingham International (BHI) a						1233			1236	1239		1245			1303			
Birmingham International (BHI) d	1208			1221		1234			1238	1241		1246	1251		1304	1308		
Marston Green (MGN) d				1224									1254					
Lea Hall (LEH) d				1228									1258					
Stechford (SCF) d				1231									1301					
Adderley Park (ADD) d				1234														
Birmingham New Street (BHM)  a	1220			1239		1244			1248	1251		1256	1308		1314	1320		
Birmingham New Street (BHM)  d	1222	1230	1234		1241		1252	1256	1307	1301				1311		1322	1330	1334
Smethwick Rolfe Street (SMR) d					1247									1317				
Smethwick Galton Bridge (SGB)  d			1241		1250			1303						1320				1341
Sandwell & Dudley (SAD) d	1230				1253							1317		1323		1330		
Dudley Port (DDP) d					1257									1327				
Tipton (TIP) d					1259									1329				
Coseley (CSY) d					1302									1332				
Tame Bridge Parkway (TAB) d							1306											
Wolverhampton (WVH)  a	1241	1247	1253		1307		1325	1314		1317	1329			1337		1341	1347	1353









Operator Train ID Days of operation/Notes 1st Class/Reservations/Bus Catering facilities	LM 2H53 L	LM 2W30 J	LM 1Y31	LM 2K54 D	LM 2J22 E	VT 9S70 G 1	XC 1M42 S 1	VT 9S70 G 1	VT 9G21 1	LM 2H55 L	LM 2W32 J	LM 1Y33	AW 1J19 P 1	XC 1M45 Q 1	LM 1F60 C	LM 2H57 L	LM 2W34 J	LM 1Y35	
London Euston (EUS)  d			1123			1216			1240			1156							1223
Watford Junction (WFJ) d			1138			1231u													1238
Milton Keynes Central (MKC) d			1208			1252						1238							1308
Northampton (NMP) d			1240									1310							1340
Rugby (RUG) d			1304			1315						1334							1404
Coventry (COV) d			1315			1327	1330		1336			1345							1415
Canley (CNL) d			1318									1348							1418
Tile Hill (THL) d			1322									1352							1422
Berkswell (BKW) d			1326									1356							1426
Hampton-in-Arden (HIA) d			1330									1400							1430
Birmingham International (BHI) a			1333			1336	1339		1345			1403							1433
Birmingham International (BHI) d	1321		1334			1338	1341		1346	1351		1404	1408						1434
Marston Green (MGN) d	1324									1354									1424
Lea Hall (LEH) d	1328									1358									1428
Stechford (SCF) d	1331									1401									1431
Adderley Park (ADD) d	1334																		1434
Birmingham New Street (BHM)  a	1339		1344			1348	1351		1356	1408		1414	1420						1444
Birmingham New Street (BHM)  d		1341		1352	1356	1407	1401	1407				1411		1422	1430	1434			1441
Smethwick Rolfe Street (SMR) d		1347										1417							1447
Smethwick Galton Bridge (SGB)  d		1350			1403							1420				1441			1450
Sandwell & Dudley (SAD) d		1353						1417				1423	1430						1453
Dudley Port (DDP) d		1357										1427							1457
Tipton (TIP) d		1359										1429							1459
Coseley (CSY) d		1402										1432							1502
Tame Bridge Parkway (TAB) d				1406															
Wolverhampton (WVH)  a		1407		1425	1414		1418	1429				1437		1441	1447	1453			1507









NOTES (see introductory pages for explanation of train operator codes and standard symbols)

- a Arrival time
- d Departure time
- u Stops to pick up only
- B To Holyhead, see table 075
- C To Liverpool Lime Street, see table 076
- D To Crewe, see table 076
- E To Shrewsbury, see table 075
- G To Edinburgh, see table 065
- J From Walsall, see table 069
- L To Rugeley Trent Valley, see table 069
- P To Aberystwyth/Pwllheli, see table 075
- Q From Bristol Temple Meads to Manchester Piccadilly, see table 052
- R To Blackpool North, see table 065
- S From Bournemouth to Manchester Piccadilly, see table 050
- T From Paignton to Manchester Piccadilly, see table 050

Rugby to Coventry, Birmingham and Wolverhampton

Mondays to Fridays

Operator Train ID Days of operation/Notes 1st Class/Reservations/Bus Catering facilities	LM 2K56 D	LM 2J24 E	VT 9S77 K 11R 11X	XC 1M46 S 11D	VT 9S77 K 11R 11X	VT 9G24 K 11R 11X	LM 2H59 L	LM 2W36 J	LM 1Y37	AW 1D15 B	XC 1M49 Q 11D	LM 1F62 C	LM 2H61 L	LM 2W38 J	LM 1Y39	LM 2K58 D	LM 2J26 E	VT 9S80 G 11R 11X
London Euston (EUS)  d			1316			1340			1256						1323			1416
Watford Junction (WFJ) d			1331u												1338			1431u
Milton Keynes Central (MKC) d			1352						1338						1408			1452
Northampton (NMP) d									1410						1440			
Rugby (RUG) d			1415						1434						1504			1515
Coventry (COV) d			1427	1430		1436			1445						1515			1527
Canley (CNL) d									1448						1518			
Tile Hill (THL) d									1452						1522			
Berkswell (BKW) d									1456						1526			
Hampton-in-Arden (HIA) d									1500						1530			
Birmingham International (BHI) a			1436	1439		1445			1503						1533			1536
Birmingham International (BHI) d			1437	1441		1446	1451		1504	1508			1521		1534			1538
Marston Green (MGN) d							1454						1524					
Lea Hall (LEH) d							1458						1528					
Stechford (SCF) d							1501						1531					
Adderley Park (ADD) d													1534					
Birmingham New Street (BHM)  a			1448	1451		1456	1508		1514	1520			1539		1544			1548
Birmingham New Street (BHM)  d	1452	1456	1507	1501	1507			1511		1522	1530	1534		1541		1552	1556	1607
Smethwick Rolfe Street (SMR) d								1517						1547				
Smethwick Galton Bridge (SGB)  d		1503						1520				1541		1550				1603
Sandwell & Dudley (SAD) d					1517			1523		1530				1553				
Dudley Port (DDP) d								1527						1557				
Tipton (TIP) d								1529						1559				
Coseley (CSY) d								1532						1602				
Tame Bridge Parkway (TAB) d	1506																	1606
Wolverhampton (WVH)  a	1525	1514		1517	1529				1537		1541	1547	1553		1607			1625
																		1614

Operator Train ID Days of operation/Notes 1st Class/Reservations/Bus Catering facilities	XC 1M50 S 11D	VT 9S80 G 11R 11X	VT 9G27 K 11R 11X	LM 2H63 L	LM 2W40 J	LM 1Y41	AW 1J23 P 11D	LM 2J28 E	XC 1M53 Q 11D	LM 1F64 C	LM 2H65 L	LM 2W42 J	LM 1Y43	LM 2K60 D	LM 2J30 E	VT 9S85 K 11R 11X	XC 1M54 S 11D	VT 9S85 K 11R 11X
London Euston (EUS)  d			1440			1356							1423			1516		
Watford Junction (WFJ) d													1438					
Milton Keynes Central (MKC) d						1438							1508			1548		
Northampton (NMP) d						1510							1540					
Rugby (RUG) d						1534							1604			1612		
Coventry (COV) d	1530		1536			1545							1615			1627	1630	
Canley (CNL) d						1548							1618					
Tile Hill (THL) d						1552							1622					
Berkswell (BKW) d						1556							1626					
Hampton-in-Arden (HIA) d						1600							1630					
Birmingham International (BHI) a	1539		1545			1603							1633			1636	1639	
Birmingham International (BHI) d	1541		1546	1551		1604	1607				1621		1634			1638	1641	
Marston Green (MGN) d				1554							1624							
Lea Hall (LEH) d				1558							1628							
Stechford (SCF) d				1601							1631							
Adderley Park (ADD) d											1634							
Birmingham New Street (BHM)  a	1551		1556	1608		1614	1619				1639		1644			1648	1651	
Birmingham New Street (BHM)  d	1601	1607			1611		1622	1626	1630	1634		1641		1652	1656	1707	1701	1707
Smethwick Rolfe Street (SMR) d					1617						1647							
Smethwick Galton Bridge (SGB)  d					1620			1633		1641			1650		1703			
Sandwell & Dudley (SAD) d		1617			1623		1630				1653							1717
Dudley Port (DDP) d					1627						1657							
Tipton (TIP) d					1629						1659							
Coseley (CSY) d					1632						1702							
Tame Bridge Parkway (TAB) d													1706					
Wolverhampton (WVH)  a	1617	1629			1637		1641	1644	1647	1653		1707		1725	1714			1717
																		1729

NOTES (see introductory pages for explanation of train operator codes and standard symbols)

- a Arrival time
- d Departure time
- u Stops to pick up only
- B To Holyhead, see table 075
- C To Liverpool Lime Street, see table 076
- D To Crewe, see table 076
- E To Shrewsbury, see table 075
- G To Edinburgh, see table 065
- J From Walsall, see table 069
- K To Glasgow Central, see table 065
- L To Rugeley Trent Valley, see table 069
- P To Aberystwyth/Pwllheli, see table 075
- Q From Bristol Temple Meads to Manchester Piccadilly, see table 052
- S From Bournemouth to Manchester Piccadilly, see table 050

Rugby to Coventry, Birmingham and Wolverhampton

Mondays to Fridays

Operator Train ID Days of operation/Notes 1st Class/Reservations/Bus Catering facilities	VT 9G30	LM 2H67 L	LM 2W44 J	LM 1Y45	AW 1D16 U	LM 2J32 E	XC 1M93 Q	LM 1F66 C	LM 2H69 L	LM 2W46 J	LM 1Y47	VT 9G32	LM 2K62 D	LM 2J34 E	XC 1M58 S	VT 9S93 G	LM 2H71 L	LM 2W48 J
London Euston (EUS)	d	1536		1456								1523	1616			1640		
Watford Junction (WFJ)	d	1551u										1538	1631u					
Milton Keynes Central (MKC)	d			1538								1608	1652					
Northampton (NMP)	d			1610								1640						
Rugby (RUG)	d			1634								1704	1715					
Coventry (COV)	d	1636		1645								1715	1727		1730	1736		
Canley (CNL)	d			1648								1718						
Tile Hill (THL)	d			1652								1722						
Berkswell (BKW)	d			1656								1726						
Hampton-in-Arden (HIA)	d			1700								1730						
Birmingham International (BHI)	a	1645		1703								1733	1736		1739	1745		
Birmingham International (BHI)	d	1646	1651	1704	1708				1721			1734	1738		1741	1746	1751	
Marston Green (MGN)	d		1654						1724									1754
Lea Hall (LEH)	d		1658						1728									1758
Stechford (SCF)	d		1701						1731									1801
Adderley Park (ADD)	d								1734									
Birmingham New Street (BHM)	a	1657	1708	1714	1720				1739			1745	1748		1751	1756	1808	
Birmingham New Street (BHM)	d			1711	1722	1726	1730	1734			1741		1752	1756	1801	1807		1811
Smethwick Rolfe Street (SMR)	d			1717							1747							1817
Smethwick Galton Bridge (SGB)	d			1720		1733		1741			1750			1803				1820
Sandwell & Dudley (SAD)	d			1723	1730						1753					1817		1823
Dudley Port (DDP)	d			1727							1757							1827
Tipton (TIP)	d			1729							1759							1829
Coseley (CSY)	d			1732							1802							1832
Tame Bridge Parkway (TAB)	d												1806					
Wolverhampton (WVH)	a		1737		1741	1744	1747	1753			1807		1822	1814	1817	1829		1837

Operator Train ID Days of operation/Notes 1st Class/Reservations/Bus Catering facilities	LM 1Y49	AW 1J27 H	LM 2J36 E	VT 9G34	XC 1M61 T	LM 1F68 C	LM 2H73 L	LM 2W50 J	LM 1Y53	VT 9G35	LM 2K64 D	LM 2J38 E	XC 1M62 S	VT 9S97 K	LM 2H75 L	LM 2W52 J	LM 1Y55	AW 1D17 M
London Euston (EUS)	d	1556		1710						1626	1716			1740				1656
Watford Junction (WFJ)	d									1731u								
Milton Keynes Central (MKC)	d	1638								1708	1752							1738
Northampton (NMP)	d	1710								1740								1806
Rugby (RUG)	d	1734								1804	1815							1834
Coventry (COV)	d	1745		1806						1815	1827		1830	1836				1845
Canley (CNL)	d	1748								1818								1848
Tile Hill (THL)	d	1752								1822								1852
Berkswell (BKW)	d	1756								1826								1856
Hampton-in-Arden (HIA)	d	1800								1830								1900
Birmingham International (BHI)	a	1803		1815						1833	1836		1839	1845				1903
Birmingham International (BHI)	d	1804	1808	1816			1821		1834	1838			1841	1846	1851		1904	1908
Marston Green (MGN)	d						1824								1854			
Lea Hall (LEH)	d						1828								1858			
Stechford (SCF)	d						1831								1901			
Adderley Park (ADD)	d						1834											
Birmingham New Street (BHM)	a	1814	1820	1827			1839		1845	1848			1851	1856	1907		1914	1920
Birmingham New Street (BHM)	d		1822	1826	1830	1834		1841			1852	1856	1901	1907		1911		1922
Smethwick Rolfe Street (SMR)	d							1847								1917		
Smethwick Galton Bridge (SGB)	d			1833		1841		1850				1903				1920		
Sandwell & Dudley (SAD)	d		1830					1853						1917		1923		1930
Dudley Port (DDP)	d							1857								1927		
Tipton (TIP)	d							1859								1929		
Coseley (CSY)	d							1902								1932		
Tame Bridge Parkway (TAB)	d									1906								
Wolverhampton (WVH)	a		1841	1844	1847	1853		1907			1925	1914	1917	1929		1937		1941

NOTES (see introductory pages for explanation of train operator codes and standard symbols)

- a Arrival time
- d Departure time
- u Stops to pick up only
- C To Liverpool Lime Street, see table 076
- D To Crewe, see table 076
- E To Shrewsbury, see table 075
- G To Edinburgh, see table 065
- H To Aberystwyth, see table 075
- J From Walsall, see table 069
- K To Glasgow Central, see table 065
- L To Rugeley Trent Valley, see table 069
- M To Chester, see table 075
- Q From Bristol Temple Meads to Manchester Piccadilly, see table 052
- S From Bournemouth to Manchester Piccadilly, see table 050
- T From Paignton to Manchester Piccadilly, see table 050
- U To Llandudno, see table 075

Rugby to Coventry, Birmingham and Wolverhampton

Mondays to Fridays

Operator Train ID Days of operation/Notes 1st Class/Reservations/Bus Catering facilities	VT 9G37	LM 1F70 C	LM 2H77 L	LM 2W54 J	LM 1Y59	VT 1Z38	LM 2K66 D	VT 9J38 E	XC 1M66 S	LM 2J40 E	VT 9G39	LM 2H79 L	LM 2W56 J	LM 1Y61	AW 1J31 H	LM 1F72 C	VT 9G40	LM 2H81 L
London Euston (EUS)	d	1810			1726	1816		1816			1840			1756			1910	
Watford Junction (WFJ)	d					1831u		1831u										
Milton Keynes Central (MKC)	d				1808	1852		1852						1838				
Northampton (NMP)	d				1840									1906				
Rugby (RUG)	d				1904	1915		1915						1934				
Coventry (COV)	d	1906			1915	1927		1927	1930		1936			1945			2006	
Canley (CNL)	d				1918									1948				
Tile Hill (THL)	d				1922									1952				
Berkswell (BKW)	d				1926									1956				
Hampton-in-Arden (HIA)	d				1930									2000				
Birmingham International (BHI)	a	1915			1933	1936		1936	1939		1945			2003			2015	
Birmingham International (BHI)	d	1916		1921	1934	1938		1938	1941		1946	1951		2004	2008		2016	2021
Marston Green (MGN)	d			1924								1954						2024
Lea Hall (LEH)	d			1928								1958						2028
Stechford (SCF)	d			1931								2001						2031
Adderley Park (ADD)	d			1934														2034
Birmingham New Street (BHM)	a	1927		1939	1945	1948		1948	1951		1956	2007		2013	2020		2027	2039
Birmingham New Street (BHM)	d		1934	1941			1952	1956	2001	2004	2007		2011		2022	2034	2037	
Smethwick Rolfe Street (SMR)	d			1947									2017					
Smethwick Galton Bridge (SGB)	d		1941	1950						2011			2020			2041		
Sandwell & Dudley (SAD)	d			1953							2017		2023		2030		2047	
Dudley Port (DDP)	d			1957									2027					
Tipton (TIP)	d			1959									2029					
Coseley (CSY)	d			2002									2032					
Tame Bridge Parkway (TAB)	d						2006											
Wolverhampton (WVH)	a		1953	2007			2025	2013	2017	2022	2029		2037		2041	2053	2059	






Operator Train ID Days of operation/Notes 1st Class/Reservations/Bus Catering facilities	LM 2W58 J	LM 1Y65	VT 9G41	LM 2K68 D	LM 2J42 E	XC 1M70 S	VT 9K42 D	LM 2H83 L	LM 2W60 J	LM 1Y67	AW 1R98 F	LM 1F74 C	VT 9G43	LM 2H85 L	LM 2W62 J	LM 1Y69	LM 2K70 D	LM 2J44 E
London Euston (EUS)	d	1826	1916				1940			1856			2006					1923
Watford Junction (WFJ)	d		1931u															1938
Milton Keynes Central (MKC)	d	1908	1952							1938			2037					2008
Northampton (NMP)	d	1940								2010								2040
Rugby (RUG)	d	2004	2015							2034								2104
Coventry (COV)	d	2015	2027		2031	2036				2045			2106					2115
Canley (CNL)	d	2018								2048								2118
Tile Hill (THL)	d	2022								2052								2122
Berkswell (BKW)	d	2026								2056								2126
Hampton-in-Arden (HIA)	d	2030								2100								2130
Birmingham International (BHI)	a	2033	2036		2040	2045				2103			2115					2133
Birmingham International (BHI)	d	2034	2038		2041	2046	2051		2104	2108			2116	2121		2134		
Marston Green (MGN)	d						2054							2124				
Lea Hall (LEH)	d						2058							2128				
Stechford (SCF)	d						2101							2131				
Adderley Park (ADD)	d													2134				
Birmingham New Street (BHM)	a	2045	2048		2051	2056	2110		2114	2120			2127	2139		2145		
Birmingham New Street (BHM)	d	2041		2052	2056	2101	2107		2111		2122	2134	2137		2141		2152	2156
Smethwick Rolfe Street (SMR)	d	2047							2117						2147			
Smethwick Galton Bridge (SGB)	d	2050			2103				2120			2141			2150			2203
Sandwell & Dudley (SAD)	d	2053						2117	2123		2130		2147		2153			
Dudley Port (DDP)	d	2057							2127						2157			
Tipton (TIP)	d	2059							2129						2159			
Coseley (CSY)	d	2102							2132						2202			
Tame Bridge Parkway (TAB)	d			2106														2206
Wolverhampton (WVH)	a	2107		2125	2114	2117	2129		2137		2141	2153	2159		2207		2222	2214






NOTES (see introductory pages for explanation of train operator codes and standard symbols)

- a Arrival time
- d Departure time
- u Stops to pick up only
- C To Liverpool Lime Street, see table 076
- D To Crewe, see table 076
- E To Shrewsbury, see table 075
- F To Manchester Piccadilly, see table 076
- H To Aberystwyth, see table 075
- J From Walsall, see table 069
- L To Rugeley Trent Valley, see table 069
- S From Bournemouth to Manchester Piccadilly, see table 050

Rugby to Coventry, Birmingham and Wolverhampton

Mondays to Fridays

Operator Train ID Days of operation/Notes 1st Class/Reservations/Bus Catering facilities	XC 1M74 S 1◇	VT 9G45 1R X	LM 2187	LM 2W64 J	LM 1Y71	LM 1K84 D	VT 9G46 1R X	LM 2W66 J	LM 2189	LM 1Y73	XC 1M78 V 1◇	LM 2J46 E	VT 9G47 1R X	LM 2W68	LM 2191	LM 1K86 D	AW 1J36 E	LM 1Y75
London Euston (EUS)  d		2040			1956		2106			2023			2130					2056
Watford Junction (WFJ) d										2038			2145u					
Milton Keynes Central (MKC) d					2038		2137			2108			2205					2138
Northampton (NMP) d					2110					2133								2216
Rugby (RUG) d					2134					2159			2228					2241
Coventry (COV) d	2130	2136			2145		2206			2215	2228		2239					2254
Canley (CNL) d					2148					2218								2257
Tile Hill (THL) d					2152					2222								2301
Berkswell (BKW) d					2156					2226								2305
Hampton-in-Arden (HIA) d					2200					2230								2309
Birmingham International (BHI) a	2139	2145			2203		2215			2233	2237		2248					2312
Birmingham International (BHI) d	2141	2146	2151		2204		2216		2221	2234	2238		2249		2258		2307	2313
Marston Green (MGN) d			2154						2224						2301			
Lea Hall (LEH) d			2158						2228						2305			
Stechford (SCF) d			2201						2231						2308			
Adderley Park (ADD) d									2234									
Birmingham New Street (BHM)  a	2151	2156	2211		2215		2227		2242	2243	2248		2302		2315		2318	2324
Birmingham New Street (BHM)  d	2201	2207		2211		2233	2237	2241				2256	2307	2312		2322	2334	
Smethwick Rolfe Street (SMR) d				2217			2247							2319				
Smethwick Galton Bridge (SGB)  d				2220		2241		2250				2303		2322		2330		
Sandwell & Dudley (SAD) d		2217		2223			2247	2253					2317	2325				
Dudley Port (DDP) d				2227				2257						2329				
Tipton (TIP) d				2229				2259						2331				
Coseley (CSY) d				2232				2302						2334				
Tame Bridge Parkway (TAB) d																		
Wolverhampton (WVH)  a	2217	2229		2237		2253	2258	2307				2314	2328	2339		2342	0002	

Operator Train ID Days of operation/Notes 1st Class/Reservations/Bus Catering facilities	LM 2W72 A	LM 1Y81	VT 9G48 1R X	VT 9G49 FX 1R X	VT 9G49 FO 1R X	VT 9G50 FX 1R X	VT 9G50 FO 1R X
London Euston (EUS)  d		2150	2230	2300	2300	2330	2330
Watford Junction (WFJ) d		2205	2246u	2318u	2318u		
Milton Keynes Central (MKC) d		2235	2329	2358	2358	0029	0029
Northampton (NMP) d		2312					
Rugby (RUG) d		2334	2359	0031	0052	0059	0109
Coventry (COV) d		2345	0011	0041	0102	0111	0121
Canley (CNL) d		2348					
Tile Hill (THL) d		2352					
Berkswell (BKW) d		2356					
Hampton-in-Arden (HIA) d		2359					
Birmingham International (BHI) a		0003	0020	0050	0111	0120	0130
Birmingham International (BHI) d		0004	0021	0052	0113	0121	0131
Marston Green (MGN) d		0007					
Lea Hall (LEH) d		0011					
Stechford (SCF) d		0014					
Adderley Park (ADD) d		0018					
Birmingham New Street (BHM)  a		0023	0033	0102	0123	0132	0142
Birmingham New Street (BHM)  d	0002		0036	0105	0128	0135	0145
Smethwick Rolfe Street (SMR) d	0008						
Smethwick Galton Bridge (SGB)  d	0011						
Sandwell & Dudley (SAD) d	0014						
Dudley Port (DDP) d	0018						
Tipton (TIP) d	0020						
Coseley (CSY) d	0023						
Tame Bridge Parkway (TAB) d							
Wolverhampton (WVH)  a	0028		0103	0130	0153	0202	0212

NOTES (see introductory pages for explanation of train operator codes and standard symbols)

- a Arrival time
- d Departure time
- u Stops to pick up only
- A From Rugeley Trent Valley, see table 069
- D To Crewe, see table 076
- E To Shrewsbury, see table 075
- J From Walsall, see table 069
- S From Bournemouth to Manchester Piccadilly, see table 050
- V From Bournemouth, see table 0502
- FO Fridays only
- FX Not Fridays

Rugby to Coventry, Birmingham and Wolverhampton

Saturdays

Operator Train ID Days of operation/Notes 1st Class/Reservations/Bus Catering facilities	LM 2W72 A	LM 1Y81	VT 9G48	VT 9G49	VT 9G50	VT 1D80 B	LM 2K38 C	LM 2C01	LM 2J02 D	XC 1H09 E	VT 1S36 F	LM 2Y01	LM 2W00	AW 1J03 G	XC 1H13 E	LM 1F44 H	LM 2I25	LM 2W02 J	
London Euston (EUS)	d																		
Watford Junction (WFJ)	d																		
Milton Keynes Central (MKC)	d				0029														
Northampton (NMP)	d											0510							
Rugby (RUG)	d			0052	0109							0533							
Coventry (COV)	d		0011	0102	0121			0525				0543							
Canley (CNL)	d											0547							
Tile Hill (THL)	d											0551							
Berkswell (BKW)	d											0554							
Hampton-in-Arden (HIA)	d											0558							
Birmingham International (BHI)	a		0020	0111	0130			0534				0601							
Birmingham International (BHI)	d		0004	0021	0113	0131		0534				0602						0622	
Marston Green (MGN)	d		0007					0538										0625	
Lea Hall (LEH)	d		0011					0541										0629	
Stechford (SCF)	d		0014					0544										0632	
Alderley Park (ADD)	d		0018					0549										0635	
Birmingham New Street (BHM)	a		0023	0033	0123	0142		0555				0612						0640	
Birmingham New Street (BHM)	d	0002		0036	0128	0145	0530	0552		0556	0601	0605		0612	0622	0630	0634		0641
Smethwick Rolfe Street (SMR)	d	0008												0618					0647
Smethwick Galton Bridge (SGB)	d	0011							0603					0620			0641		0650
Sandwell & Dudley (SAD)	d	0014									0617c			0623	0630				0653
Dudley Port (DDP)	d	0018												0627					0657
Tipton (TIP)	d	0020												0629					0659
Coseley (CSY)	d	0023												0632					0702
Tame Bridge Parkway (TAB)	d							0606											
Wolverhampton (WVH)	a	0028		0103	0153	0212	0547	0622		0614	0617	0629		0637	0641	0647	0653		0707

Operator Train ID Days of operation/Notes 1st Class/Reservations/Bus Catering facilities	LM 2Y05	LM 2K40 C	LM 2J04 D	XC 1H14 E	VT 1S39 K	LM 2H27 L	LM 2W04	LM 2Y07	AW 1D11 B	XC 1H17 E	LM 1F46 H	LM 2H29 L	LM 2W06 J	LM 2Y09	LM 2K42 C	LM 2J06 D	VT 9S44 F	XC 1M18 M	
London Euston (EUS)	d																	0616	
Watford Junction (WFJ)	d																	0631u	
Milton Keynes Central (MKC)	d																	0652	
Northampton (NMP)	d	0542						0611											
Rugby (RUG)	d	0605						0635										0715	
Coventry (COV)	d	0616						0646										0727	0730
Canley (CNL)	d	0619						0650											
Tile Hill (THL)	d	0623						0654											
Berkswell (BKW)	d	0627						0657											
Hampton-in-Arden (HIA)	d	0631						0701											
Birmingham International (BHI)	a	0634						0704											
Birmingham International (BHI)	d	0635				0652		0705	0708			0721		0734				0736	0739
Marston Green (MGN)	d					0655						0724						0738	0741
Lea Hall (LEH)	d					0659						0728							
Stechford (SCF)	d					0702						0731							
Alderley Park (ADD)	d					0705						0734							
Birmingham New Street (BHM)	a	0645				0711		0715	0720			0739		0744				0748	0751
Birmingham New Street (BHM)	d		0652	0656	0701	0707	0711		0722	0726	0734		0741		0752	0756		0807	0801
Smethwick Rolfe Street (SMR)	d						0717						0747						
Smethwick Galton Bridge (SGB)	d			0703			0720				0741		0750			0803			
Sandwell & Dudley (SAD)	d					0717	0723		0730				0753						
Dudley Port (DDP)	d						0727						0757						
Tipton (TIP)	d						0729						0759						
Coseley (CSY)	d						0732						0802						
Tame Bridge Parkway (TAB)	d		0706															0806	
Wolverhampton (WVH)	a		0722	0714	0717	0729		0737		0741	0744	0753		0807				0825	0814

NOTES (see introductory pages for explanation of train operator codes and standard symbols)

- a Arrival time
- d Departure time
- u Stops to pick up only
- c Arrives 4 minutes earlier
- A From Rugeley Trent Valley, see table 069
- B To Holyhead, see table 075
- C To Crewe, see table 076
- D To Shrewsbury, see table 075
- E To Manchester Piccadilly, see table 076
- F To Edinburgh, see table 065
- G To Aberystwyth, see table 075
- H To Liverpool Lime Street, see table 076
- J From Walsall, see table 069
- K To Glasgow Central, see table 065
- L To Rugeley Trent Valley, see table 069
- M From Southampton Central to Manchester Piccadilly, see table 050

Rugby to Coventry, Birmingham and Wolverhampton

Saturdays

Operator Train ID Days of operation/Notes 1st Class/Reservations/Bus Catering facilities	VT 9S44 F 1 1 1 1 1 1 1 1 1	LM 2H31 L	LM 2W08 J	LM 2Y03	AW 1J07 N 1 1 1	VT 9G04 P 1 1 1 1 1 1	XC 1M21 P 1 1 1 1 1 1	LM 1F48 H	LM 2H33 L	LM 2W10 J	LM 1Y09	LM 2K44 C	LM 2J08 D	VT 9P47 Q 1 1 1 1 1 1	XC 1M22 M 1 1 1 1 1 1	VT 9P47 Q 1 1 1 1 1 1	LM 2H35 L	LM 2W12 J
London Euston (EUS)	d			0539		0710					0621				0716			
Watford Junction (WFJ)	d			0558							0636				0731u			
Milton Keynes Central (MKC)	d			0641							0705				0752			
Northampton (NMP)	d			0710							0740							
Rugby (RUG)	d			0734							0804				0815			
Coventry (COV)	d			0745		0806					0815				0827	0830		
Canley (CNL)	d			0748							0818							
Tile Hill (THL)	d			0752							0822							
Berkswell (BKW)	d			0756							0826							
Hampton-in-Arden (HIA)	d			0800							0830							
Birmingham International (BHI)	a			0803		0815					0833				0836	0839		
Birmingham International (BHI)	d		0752	0803	0808	0816					0821				0838	0841	0852	
Marston Green (MGN)	d		0755	0807							0824						0855	
Lea Hall (LEH)	d		0759								0828						0859	
Stechford (SCF)	d		0802								0831						0902	
Adderley Park (ADD)	d										0834							
Birmingham New Street (BHM)	a	←	0808		0815	0820	0827				0839				0848	0851	←	0908
Birmingham New Street (BHM)	d	0807		0811		0822		0830	0834			0841	0852	0856	0907	0901	0907	0911
Smethwick Rolfe Street (SMR)	d			0817								0847			→			0917
Smethwick Galton Bridge (SGB)	d			0820					0841			0850		0903				0920
Sandwell & Dudley (SAD)	d	0817		0823		0830						0853						0923
Dudley Port (DDP)	d			0827								0857						0927
Tipton (TIP)	d			0829								0859						0929
Coseley (CSY)	d			0832								0902						0932
Tame Bridge Parkway (TAB)	d											0906						
Wolverhampton (WVH)	a	0829		0837		0841		0846	0853			0907		0914		0917	0929	0937

Operator Train ID Days of operation/Notes 1st Class/Reservations/Bus Catering facilities	LM 1Y13	AW 1D12 B 1 1 1	VT 9G07 P 1 1 1 1 1 1	XC 1M25 P 1 1 1 1 1 1	LM 1F50 H	LM 2H37 L	LM 2W14 J	LM 1Y15	VT 9G08 P 1 1 1 1 1 1	LM 2K46 C	LM 2J10 D	XC 1M26 R 1 1 1 1 1 1	VT 9S54 F 1 1 1 1 1 1	LM 2H39 L	LM 2W16 J	LM 1Y17	AW 1J11 N 1 1 1	VT 9G10 P 1 1 1 1 1 1
London Euston (EUS)	d		0810					0723	0816				0840				0756	0910
Watford Junction (WFJ)	d							0738	0831u									
Milton Keynes Central (MKC)	d	0738						0808	0852								0838	
Northampton (NMP)	d	0810						0840									0910	
Rugby (RUG)	d	0834						0904	0915									0934
Coventry (COV)	d	0845		0906				0915	0927			0930	0936					0945
Canley (CNL)	d	0848						0918										0948
Tile Hill (THL)	d	0852						0922										0952
Berkswell (BKW)	d	0856						0926										0956
Hampton-in-Arden (HIA)	d	0900						0930										1000
Birmingham International (BHI)	a	0903		0915				0933	0936			0939	0945					1003
Birmingham International (BHI)	d	0904	0908	0916				0921	0938			0941	0946	0952			1004	1008
Marston Green (MGN)	d							0924						0955				1016
Lea Hall (LEH)	d							0928						0959				
Stechford (SCF)	d							0931						1002				
Adderley Park (ADD)	d							0934										
Birmingham New Street (BHM)	a	0914	0920	0927				0939				0951	0956	1008			1014	1020
Birmingham New Street (BHM)	d		0922		0930	0934		0941			0952	0956	1001	1007			1011	1022
Smethwick Rolfe Street (SMR)	d							0947									1017	
Smethwick Galton Bridge (SGB)	d					0941		0950			1003						1020	
Sandwell & Dudley (SAD)	d		0930					0953					1017				1023	1030
Dudley Port (DDP)	d							0957									1027	
Tipton (TIP)	d							0959									1029	
Coseley (CSY)	d							1002									1032	
Tame Bridge Parkway (TAB)	d									1006								
Wolverhampton (WVH)	a		0941		0946	0953		1007			1023	1014	1018	1029			1037	1041

NOTES (see introductory pages for explanation of train operator codes and standard symbols)

- a Arrival time
- d Departure time
- u Stops to pick up only
- B To Holyhead, see table 075
- C To Crewe, see table 076
- D To Shrewsbury, see table 075
- F To Edinburgh, see table 065
- H To Liverpool Lime Street, see table 076
- J From Walsall, see table 069
- L To Rugeley Trent Valley, see table 069
- M From Southampton Central to Manchester Piccadilly, see table 050
- N To Aberystwyth/Pwllheli, see table 075
- P From Bristol Temple Meads to Manchester Piccadilly, see table 050
- Q To Blackpool North, see table 065
- R From Bournemouth to Manchester Piccadilly, see table 050

Rugby to Coventry, Birmingham and Wolverhampton

Saturdays

Operator Train ID Days of operation/Notes 1st Class/Reservations/Bus Catering facilities	XC 1M29 P	LM 1F52 H	LM 2H41 L	LM 2W18 J	LM 1Y19	LM 2K48 C	LM 2J12 D	VT 9S55 K	XC 1M30 R	VT 9S55 K	VT 9G12	LM 2H43 L	LM 2W20 J	LM 1Y21	AW 1D13 B	XC 1M33 P	LM 1F54 H	LM 2H45 L
	1	1	1	1	1	1	1	1	1	1	1	1	1	1	1	1	1	1
London Euston (EUS)	15	d			0823			0916			0940			0856				
Watford Junction (WFJ)		d			0838			0931u						0938				
Milton Keynes Central (MKC)		d			0909			0952						1010				
Northampton (NMP)		d			0940									1010				
Rugby (RUG)		d			1004			1015						1034				
Coventry (COV)		d			1015			1027	1030		1036			1045				
Canley (CNL)		d			1018									1048				
Tile Hill (THL)		d			1022									1052				
Berkswell (BKW)		d			1026									1056				
Hampton-in-Arden (HIA)		d			1030									1100				
Birmingham International (BHI)		a			1033			1036	1039		1045			1103				
Birmingham International (BHI)		d		1021	1034			1038	1041		1046	1052		1104	1108			1121
Marston Green (MGN)		d		1024								1055						1124
Lea Hall (LEH)		d		1028								1059						1128
Stechford (SCF)		d		1031								1102						1131
Adderley Park (ADD)		d		1034														1134
Birmingham New Street (BHM)	12	a		1039	1045			1048	1051	←	1056	1108		1115	1120			1139
Birmingham New Street (BHM)	12	d	1030	1034	1041	1052	1056	1107	1101	1107			1111		1122	1130	1134	
Smethwick Rolfe Street (SMR)		d		1047				←					1117					
Smethwick Galton Bridge (SGB)	7	d		1041	1050		1103						1120				1141	
Sandwell & Dudley (SAD)		d		1053						1117			1123	1130				
Dudley Port (DDP)		d		1057									1127					
Tipton (TIP)		d		1059									1129					
Coseley (CSY)		d		1102									1132					
Tame Bridge Parkway (TAB)		d				1106												
Wolverhampton (WVH)	7	a	1046	1053	1107	1122	1114		1117	1129			1137		1141	1146	1153	

Operator Train ID Days of operation/Notes 1st Class/Reservations/Bus Catering facilities	LM 2W22 J	LM 1Y23	LM 2K50 C	LM 2J14 D	VT 9S60 F	XC 1M34 R	VT 9S60 F	VT 9G15	LM 2H47 L	LM 2W24 J	LM 1Y25	AW 1J15 N	XC 1M37 P	LM 1F56 H	LM 2H49 L	LM 2W26 J	LM 1Y27	LM 2K52 C
	1	1	1	1	1	1	1	1	1	1	1	1	1	1	1	1	1	1
London Euston (EUS)	15	d	0923		1016			1040			0956							1023
Watford Junction (WFJ)		d	0938		1031u													1038
Milton Keynes Central (MKC)		d	1009		1052						1038							1109
Northampton (NMP)		d	1040								1110							1140
Rugby (RUG)		d	1104		1115						1134							1204
Coventry (COV)		d	1115		1127	1130		1136			1145							1215
Canley (CNL)		d	1118								1148							1218
Tile Hill (THL)		d	1122								1152							1222
Berkswell (BKW)		d	1126								1156							1226
Hampton-in-Arden (HIA)		d	1130								1200							1230
Birmingham International (BHI)		a	1133		1136	1139		1145			1203							1233
Birmingham International (BHI)		d	1134		1138	1141		1146	1152		1204	1208			1221			1234
Marston Green (MGN)		d							1155						1224			
Lea Hall (LEH)		d							1159						1228			
Stechford (SCF)		d							1202						1231			
Adderley Park (ADD)		d													1234			
Birmingham New Street (BHM)	12	a	1145		1148	1151	←	1156	1208		1214	1220			1239			1245
Birmingham New Street (BHM)	12	d	1141	1152	1156	1207	1201	1207		1211		1222	1230	1234			1241	1252
Smethwick Rolfe Street (SMR)		d	1147			←				1217								1247
Smethwick Galton Bridge (SGB)	7	d	1150		1203					1220				1241				1250
Sandwell & Dudley (SAD)		d	1153					1217		1223		1230						1253
Dudley Port (DDP)		d	1157							1227								1257
Tipton (TIP)		d	1159							1229								1259
Coseley (CSY)		d	1202							1232								1302
Tame Bridge Parkway (TAB)		d		1206														1306
Wolverhampton (WVH)	7	a	1207	1222	1214	1217	1229			1237		1241	1246	1253			1307	1322

NOTES (see introductory pages for explanation of train operator codes and standard symbols)

- a Arrival time
- d Departure time
- u Stops to pick up only
- B To Holyhead, see table 075
- C To Crewe, see table 076
- D To Shrewsbury, see table 075
- F To Edinburgh, see table 065
- H To Liverpool Lime Street, see table 076
- J From Walsall, see table 069
- K To Glasgow Central, see table 065
- L To Rugeley Trent Valley, see table 069
- N To Aberystwyth/Pwllheli, see table 075
- P From Bristol Temple Meads to Manchester Piccadilly, see table 050
- R From Bournemouth to Manchester Piccadilly, see table 050

Rugby to Coventry, Birmingham and Wolverhampton

Saturdays

Operator Train ID Days of operation/Notes 1st Class/Reservations/Bus Catering facilities	LM 2J16 D	VT 9P65 Q 11R 11	XC 1M38 R 11 11	VT 9P65 Q 11R 11	VT 9G18 Q 11R 11	LM 2H51 L	LM 2W28 J	LM 1Y29	AW 1D14 B	XC 1M41 S 11 11	LM 1F58 H	LM 2H53 L	LM 2W30 J	LM 1Y31	LM 2K54 C	LM 2J18 D	VT 9S70 F 11R 11	XC 1M42 R 11 11	
London Euston (EUS)	d	1116			1140			1056						1123				1216	
Watford Junction (WFJ)	d	1131u												1138				1231u	
Milton Keynes Central (MKC)	d	1152						1138						1209				1252	
Northampton (NMP)	d							1210						1240					
Rugby (RUG)	d	1215						1234						1304				1315	
Coventry (COV)	d	1227	1230		1236			1245						1315				1327	1330
Canley (CNL)	d							1248						1318					
Tile Hill (THL)	d							1252						1322					
Berkswell (BKW)	d							1256						1326					
Hampton-in-Arden (HIA)	d							1300						1330					
Birmingham International (BHI)	a	1236	1239		1245			1303						1333				1336	1339
Birmingham International (BHI)	d	1238	1241		1246	1252		1304	1308			1321		1334				1338	1341
Marston Green (MGN)	d					1255						1324							
Lea Hall (LEH)	d					1259						1328							
Stechford (SCF)	d					1302						1331							
Adderley Park (ADD)	d											1334							
Birmingham New Street (BHM)	a	1248	1251		1256	1308		1314	1320			1339		1344				1348	1351
Birmingham New Street (BHM)	d	1256	1307	1301	1307			1311	1322	1330	1334		1341		1352	1356	1407	1401	
Smethwick Rolfe Street (SMR)	d							1317					1347						
Smethwick Galton Bridge (SGB)	d	1303						1320			1341		1350			1403			
Sandwell & Dudley (SAD)	d				1317			1323	1330				1353						
Dudley Port (DDP)	d							1327					1357						
Tipton (TIP)	d							1329					1359						
Coseley (CSY)	d							1332					1402						
Tame Bridge Parkway (TAB)	d															1406			
Wolverhampton (WVH)	a	1314		1317	1329			1337		1341	1346	1353		1407		1422	1414		1417

Operator Train ID Days of operation/Notes 1st Class/Reservations/Bus Catering facilities	VT 9S70 F 11R 11	VT 9G21 Q 11R 11	LM 2H55 L	LM 2W32 J	LM 1Y33	AW 1J19 N	XC 1M45 P 11 11	LM 1F60 H	LM 2H57 L	LM 2W34 J	LM 1Y35	LM 2K56 C	LM 2J20 D	VT 9S77 K 11R 11	XC 1M46 R 11 11	VT 9S77 K 11R 11	VT 9G24 Q 11R 11	LM 2H59 L		
London Euston (EUS)	d	1240			1156						1223		1316				1340			
Watford Junction (WFJ)	d										1238		1331u							
Milton Keynes Central (MKC)	d				1238						1309		1352							
Northampton (NMP)	d				1310						1340									
Rugby (RUG)	d				1334						1404		1415							
Coventry (COV)	d	1336			1345						1415		1427	1430			1436			
Canley (CNL)	d				1348						1418									
Tile Hill (THL)	d				1352						1422									
Berkswell (BKW)	d				1356						1426									
Hampton-in-Arden (HIA)	d				1400						1430									
Birmingham International (BHI)	a	1345			1403						1433		1436	1439			1445			
Birmingham International (BHI)	d	1346	1352		1404	1408		1421		1434			1438	1441			1446	1452		
Marston Green (MGN)	d		1355					1424										1455		
Lea Hall (LEH)	d		1359					1428										1459		
Stechford (SCF)	d		1402					1431										1502		
Adderley Park (ADD)	d							1434												
Birmingham New Street (BHM)	a		1356	1408		1414	1420				1439		1444			1448	1451		1456	1508
Birmingham New Street (BHM)	d	1407			1411		1422	1430	1434		1441		1452	1456	1507	1501	1507			
Smethwick Rolfe Street (SMR)	d				1417						1447									
Smethwick Galton Bridge (SGB)	d				1420				1441		1450		1503							
Sandwell & Dudley (SAD)	d	1417			1423	1430					1453						1517			
Dudley Port (DDP)	d				1427						1457									
Tipton (TIP)	d				1429						1459									
Coseley (CSY)	d				1432						1502									
Tame Bridge Parkway (TAB)	d												1506							
Wolverhampton (WVH)	a	1429			1437		1441	1446	1453		1507		1522	1514		1517	1529			

NOTES (see introductory pages for explanation of train operator codes and standard symbols)

- a Arrival time
- d Departure time
- u Stops to pick up only
- B To Holyhead, see table 075
- C To Crewe, see table 076
- D To Shrewsbury, see table 075
- F To Edinburgh, see table 065
- H To Liverpool Lime Street, see table 076
- J From Walsall, see table 069
- K To Glasgow Central, see table 065
- L To Rugeley Trent Valley, see table 069
- N To Aberystwyth/Pwllheli, see table 075
- P From Bristol Temple Meads to Manchester Piccadilly, see table 050
- Q To Blackpool North, see table 065
- R From Bournemouth to Manchester Piccadilly, see table 050
- S From Paignton to Manchester Piccadilly, see table 050

Rugby to Coventry, Birmingham and Wolverhampton

Saturdays

Operator Train ID Days of operation/Notes 1st Class/Reservations/Bus Catering facilities	LM 2W36 J	LM 1Y37	AW 1D15 B B	XC 1M49 P P	LM 1F62 H	LM 2H61 L	LM 2W38 J	LM 1Y39	LM 2K58 C	LM 2J22 D	VT 9S80 F F	XC 1M50 R R	VT 9S80 F F	VT 9G27 F F	LM 2H63 L	LM 2W40 J	LM 1Y41	AW 1J23 N
London Euston (EUS)		1256						1323			1416			1440				1356
Watford Junction (WFJ)								1338			1431u							
Milton Keynes Central (MKC)		1338						1409			1452							1438
Northampton (NMP)		1410						1440										1510
Rugby (RUG)		1434						1504			1515							1534
Coventry (COV)		1445						1515			1527	1530		1536				1545
Canley (CNL)		1448						1518										1548
Tile Hill (THL)		1452						1522										1552
Berkswell (BKW)		1456						1526										1556
Hampton-in-Arden (HIA)		1500						1530										1600
Birmingham International (BHI)	a	1503						1533			1536	1539		1545				1603
Birmingham International (BHI)	d	1504	1508			1521		1534			1538	1541		1546	1552			1604
Marston Green (MGN)	d					1524									1555			1608
Lea Hall (LEH)	d					1528									1559			
Stechford (SCF)	d					1531									1602			
Adderley Park (ADD)	d					1534												
Birmingham New Street (BHM)	a	1514	1520			1539		1544			1548	1551		1556	1608			1614
Birmingham New Street (BHM)	d	1511		1522	1530	1534		1541	1552	1556	1607	1601	1607					1611
Smethwick Rolfe Street (SMR)	d	1517						1547										1617
Smethwick Galton Bridge (SGB)	d	1520			1541			1550		1603								1620
Sandwell & Dudley (SAD)	d	1523		1530				1553					1617					1623
Dudley Port (DDP)	d	1527						1557										1627
Tipton (TIP)	d	1529						1559										1629
Coseley (CSY)	d	1532						1602										1632
Tame Bridge Parkway (TAB)	d								1606									
Wolverhampton (WVH)	a	1537		1541	1546	1553		1607		1622	1614		1617	1629				1637






Operator Train ID Days of operation/Notes 1st Class/Reservations/Bus Catering facilities	XC 1M53 P P	LM 1F64 H	LM 2H65 L	LM 2W42 J	LM 1Y43	LM 2K60 C	LM 2J24 D	VT 9S85 K K	XC 1M54 R R	VT 9S85 K K	VT 9G30 F F	LM 2H67 L	LM 2W44 J	LM 1Y45	AW 1D16 B	XC 1M93 S S	LM 1F66 H	LM 2H69 L
London Euston (EUS)								1516			1540				1456			
Watford Junction (WFJ)								1531u										
Milton Keynes Central (MKC)								1552							1538			
Northampton (NMP)								1540							1610			
Rugby (RUG)								1615							1634			
Coventry (COV)								1627	1630		1636				1645			
Canley (CNL)								1618							1648			
Tile Hill (THL)								1622							1652			
Berkswell (BKW)								1626							1656			
Hampton-in-Arden (HIA)								1630							1700			
Birmingham International (BHI)	a							1633			1645				1703			
Birmingham International (BHI)	d			1621		1634		1638	1641		1646	1652		1704	1708			1721
Marston Green (MGN)	d			1624								1655						1724
Lea Hall (LEH)	d			1628								1659						1728
Stechford (SCF)	d			1631								1702						1731
Adderley Park (ADD)	d			1634														1734
Birmingham New Street (BHM)	a			1639		1644		1648	1651		1656	1708		1714	1720			1739
Birmingham New Street (BHM)	d	1630	1634		1641		1652	1707	1701	1707			1711		1722	1730	1734	
Smethwick Rolfe Street (SMR)	d							1647					1717					
Smethwick Galton Bridge (SGB)	d		1641				1703						1720				1741	
Sandwell & Dudley (SAD)	d							1653			1717				1730			
Dudley Port (DDP)	d							1657							1727			
Tipton (TIP)	d							1659							1729			
Coseley (CSY)	d							1702							1732			
Tame Bridge Parkway (TAB)	d						1706											
Wolverhampton (WVH)	a	1646	1653		1707		1722	1714		1717	1729		1737		1741	1746	1753	






NOTES (see introductory pages for explanation of train operator codes and standard symbols)

- a Arrival time
- d Departure time
- u Stops to pick up only
- B To Holyhead, see table 075
- C To Crewe, see table 076
- D To Shrewsbury, see table 075
- F To Edinburgh, see table 065
- H To Liverpool Lime Street, see table 076
- J From Walsall, see table 069
- K To Glasgow Central, see table 065
- L To Rugeley Trent Valley, see table 069
- N To Aberystwyth/Pwllheli, see table 075
- P From Bristol Temple Meads to Manchester Piccadilly, see table 050
- R From Bournemouth to Manchester Piccadilly, see table 050
- S From Paignton to Manchester Piccadilly, see table 050

Rugby to Coventry, Birmingham and Wolverhampton

Saturdays

Operator Train ID Days of operation/Notes 1st Class/Reservations/Bus Catering facilities	LM 2W46 J	LM 1Y47	VT 9G32 1 1R 1X	LM 2K62 C	LM 2J26 D	XC 1M58 R 1 1 1	VT 9S93 F 1 1R 1X	LM 2H71 L	LM 2W48 J	LM 1Y49	AW 1J27 N	VT 9G34 1 1R 1X	XC 1M61 P 1 1 1	LM 1F68 H	LM 2H73 L	LM 2W50 J	LM 1Y51	VT 9G35 1 1R 1X
London Euston (EUS)  d		1523	1616				1640			1556		1710					1626	1716
Watford Junction (WFJ) d		1538	1631u															1731u
Milton Keynes Central (MKC) d		1609	1652							1638							1708	1752
Northampton (NMP) d		1640								1710							1740	
Rugby (RUG) d		1704	1715							1734							1804	1815
Coventry (COV) d		1715	1727			1730	1736			1745		1806					1815	1827
Canley (CNL) d		1718								1748							1818	
Tile Hill (THL) d		1722								1752							1822	
Berkswell (BKW) d		1726								1756							1826	
Hampton-in-Arden (HIA) d		1730								1800							1830	
Birmingham International (BHI) a		1733	1736			1739	1745			1803		1815					1833	1836
Birmingham International (BHI) d		1734	1738			1741	1746	1752		1804	1808	1816			1821		1834	1838
Marston Green (MGN) d								1755							1824			
Lea Hall (LEH) d								1759							1828			
Stechford (SCF) d								1802							1831			
Adderley Park (ADD) d															1834			
Birmingham New Street (BHM)  a		1744	1748			1751	1756	1808		1814	1820	1827			1839		1844	1848
Birmingham New Street (BHM)  d	1741			1752	1756	1801	1807		1811		1822		1830	1834		1841		
Smethwick Rolfe Street (SMR) d	1747								1817							1847		
Smethwick Galton Bridge (SGB)  d	1750				1803				1820					1841		1850		
Sandwell & Dudley (SAD) d	1753						1817		1823		1830					1853		
Dudley Port (DDP) d	1757								1827							1857		
Tipton (TIP) d	1759								1829							1859		
Coseley (CSY) d	1802								1832							1902		
Tame Bridge Parkway (TAB) d				1806														
Wolverhampton (WVH)  a	1807			1822	1814	1817	1829		1837		1841		1846	1853		1907		






Operator Train ID Days of operation/Notes 1st Class/Reservations/Bus Catering facilities	LM 2K64 C	LM 2J28 D	XC 1M62 R 1 1 1	VT 9P95 T 1 1R 1X	LM 2H75 L	LM 2W52 J	LM 1Y53	AW 1D17 U	LM 1F70 H	VT 9G37 1 1R 1X	LM 2H77 L	LM 2W54 J	LM 1Y55	LM 2K66 C	VT 9J38 D 1 1R 1X	XC 1M66 R 1 1 1	LM 2J30 D	VT 9K39 C 1 1R 1X
London Euston (EUS)  d				1740			1656			1810			1726		1816			1840
Watford Junction (WFJ) d															1831u			
Milton Keynes Central (MKC) d							1738						1808		1852			
Northampton (NMP) d							1810						1840					
Rugby (RUG) d							1834						1904		1915			
Coventry (COV) d			1830	1836			1845			1906			1915		1927	1930		1936
Canley (CNL) d							1848						1918					
Tile Hill (THL) d							1852						1922					
Berkswell (BKW) d							1856						1926					
Hampton-in-Arden (HIA) d							1900						1930					
Birmingham International (BHI) a			1839	1845			1903			1915			1933		1936	1939		1945
Birmingham International (BHI) d			1841	1846	1852		1904	1908		1916	1921		1934		1938	1941		1946
Marston Green (MGN) d					1855						1924							
Lea Hall (LEH) d					1859						1928							
Stechford (SCF) d					1902						1931							
Adderley Park (ADD) d											1934							
Birmingham New Street (BHM)  a			1851	1856	1908		1914	1920		1926	1939		1944		1948	1951		1956
Birmingham New Street (BHM)  d	1852	1856	1901	1907		1911		1922	1934	1937		1941		1952	1956	2000	2004	2007
Smethwick Rolfe Street (SMR) d						1917						1947						
Smethwick Galton Bridge (SGB)  d		1903				1920			1941			1950					2011	
Sandwell & Dudley (SAD) d				1917		1923		1930		1947		1953						2017
Dudley Port (DDP) d						1927						1957						
Tipton (TIP) d						1929						1959						
Coseley (CSY) d						1932						2002						
Tame Bridge Parkway (TAB) d	1906													2006				
Wolverhampton (WVH)  a	1922	1914	1917	1929		1937		1941	1953	1959		2007		2025	2013	2017	2022	2029






NOTES (see introductory pages for explanation of train operator codes and standard symbols)

- a Arrival time
- d Departure time
- u Stops to pick up only
- C To Crewe, see table 076
- D To Shrewsbury, see table 075
- F To Edinburgh, see table 065
- H To Liverpool Lime Street, see table 076
- J From Walsall, see table 069
- L To Rugeley Trent Valley, see table 069
- N To Aberystwyth/Pwllheli, see table 075
- P From Bristol Temple Meads to Manchester Piccadilly, see table 050
- R From Bournemouth to Manchester Piccadilly, see table 050
- T To Preston, see table 065
- U To Chester, see table 075

Rugby to Coventry, Birmingham and Wolverhampton

Saturdays

Operator Train ID Days of operation/Notes 1st Class/Reservations/Bus Catering facilities	LM	LM	LM	AW	LM	VT	LM	LM	LM	VT	LM	LM	XC	VT	LM	LM	LM	AW
	2H79	2W56	1Y57	1J31	1F72	9G40	2H81	2W58	1Y59	9G41	2K68	2J32	1M70	9K42	2H83	2W60	1Y61	1R98
	L	J	G	H	Ⓡ	Ⓡ	L	J		Ⓡ	C	D	R	C	L	J	E	E
London Euston (EUS)  d			1756			1910			1826	1916				1934				1856
Watford Junction (WFJ) d										1931u								
Milton Keynes Central (MKC) d			1838						1908	1952								1938
Northampton (NMP) d			1910						1940									2010
Rugby (RUG) d			1934						2004	2015								2034
Coventry (COV) d			1945			2006			2015	2027			2030	2036				2045
Canley (CNL) d			1948						2018									2048
Tile Hill (THL) d			1952						2022									2052
Berkswell (BKW) d			1956						2026									2056
Hampton-in-Arden (HIA) d			2000						2030									2100
Birmingham International (BHI) a			2003			2015			2033	2036			2039	2045				2103
Birmingham International (BHI) d	1952		2004	2008		2016	2021		2034	2038			2041	2046	2052		2104	2108
Marston Green (MGN) d	1955						2024								2055			
Lea Hall (LEH) d	1959						2028								2059			
Stechford (SCF) d	2002						2031								2102			
Adderley Park (ADD) d							2034											
Birmingham New Street (BHM)  a	2008		2014	2020		2027	2040		2044	2047			2051	2056	2108		2114	2120
Birmingham New Street (BHM)  d		2011		2022	2034	2037		2041			2052	2056	2100	2107		2111		2122
Smethwick Rolfe Street (SMR) d		2017						2047								2117		
Smethwick Galton Bridge (SGB)  d		2020			2041			2050			2103				2120			
Sandwell & Dudley (SAD) d		2023		2030		2047		2053					2117		2123			2130
Dudley Port (DDP) d		2027						2057							2127			
Tipton (TIP) d		2029						2059							2129			
Coseley (CSY) d		2032						2102							2132			
Tame Bridge Parkway (TAB) d											2106							
Wolverhampton (WVH)  a		2037		2041	2053	2059		2107			2122	2114	2117	2129		2137		2141






Operator Train ID Days of operation/Notes 1st Class/Reservations/Bus Catering facilities	LM	LM	LM	LM	LM	XC	LM	LM	VT	LM	LM	AW	LM	LM	LM	VT	XC	LM
	1K74	2H85	2W62	1Y63	2J34	1M74	1Y65	2W64	9G44	2H17	1K84	1J80	2189	2W66	2Y71	9G46	1M78	2J36
	C	L	J	D	R	Ⓡ	J	Ⓡ	L	C	C	C	J		Ⓡ	V	D	D
London Euston (EUS)  d				1920			1946		2025						2021	2104		
Watford Junction (WFJ) d				1935					2041u						2037			
Milton Keynes Central (MKC) d				2008			2031		2114						2108	2151		
Northampton (NMP) d				2040			2103								2140			
Rugby (RUG) d				2104			2125		2135						2204	2215		
Coventry (COV) d				2115		2130	2135		2147						2215	2227	2230	
Canley (CNL) d				2118			2139								2218			
Tile Hill (THL) d				2122			2143								2222			
Berkswell (BKW) d				2126			2146								2226			
Hampton-in-Arden (HIA) d				2130			2150								2230			
Birmingham International (BHI) a				2133		2139	2153		2156						2233	2236	2239	
Birmingham International (BHI) d		2121		2134		2141	2154		2158	2202			2221		2234	2237	2240	
Marston Green (MGN) d		2124								2205			2224					
Lea Hall (LEH) d		2128								2209			2228					
Stechford (SCF) d		2131								2212			2231					
Adderley Park (ADD) d		2134								2215			2234					
Birmingham New Street (BHM)  a		2140		2148		2151	2202		2209	2221			2241		2243	2246	2250	
Birmingham New Street (BHM)  d	2134		2141		2156	2201		2211	2218		2234	2237		2241		2250		2256
Smethwick Rolfe Street (SMR) d			2147					2217						2247				
Smethwick Galton Bridge (SGB)  d	2141		2150		2203			2220			2241			2250				2303
Sandwell & Dudley (SAD) d			2153					2223	2228					2253		2301		
Dudley Port (DDP) d			2157					2227						2257				
Tipton (TIP) d			2159					2229						2259				
Coseley (CSY) d			2202					2232						2302				
Tame Bridge Parkway (TAB) d																		
Wolverhampton (WVH)  a	2153		2207		2214	2217		2237	2240		2253	2256		2307		2311		2314

NOTES (see introductory pages for explanation of train operator codes and standard symbols)

- a Arrival time
- d Departure time
- u Stops to pick up only
- C To Crewe, see table 076
- D To Shrewsbury, see table 075
- E To Manchester Piccadilly, see table 076
- G To Aberystwyth, see table 075
- H To Liverpool Lime Street, see table 076
- J From Walsall, see table 069
- L To Rugeley Trent Valley, see table 069
- R From Bournemouth to Manchester Piccadilly, see table 050
- V From Bournemouth, see table 050

Rugby to Coventry, Birmingham and Wolverhampton

Saturdays

Operator Train ID Days of operation/Notes 1st Class/Reservations/Bus Catering facilities	LM 2I91	LM 2Y73	LM 2W68	VT 9G47	LM 2Y75	AW 1J36 D	LM 2W70	VT 9G48	LM 2Y77
London Euston (EUS)  d		2039		2123	2109			2142	2127
Watford Junction (WFJ) d		2054		2139 ^u	2128			2158 ^u	2143
Milton Keynes Central (MKC) d		2140		2218	2213			2232	2227
Northampton (NMP) d		2205			2231				2254
Rugby (RUG) d		2228		2241	2253			2258	2316
Coventry (COV) d		2240		2252	2303			2309	2327
Canley (CNL) d		2243							2330
Tile Hill (THL) d		2247							2334
Berkswell (BKW) d		2251							2338
Hampton-in-Arden (HIA) d		2255							2342
Birmingham International (BHI) a		2258		2301	2312			2318	2345
Birmingham International (BHI) d	2246	2258		2303	2313			2319	2345
Marston Green (MGN) d	2249								2349
Lea Hall (LEH) d	2253								2352
Stechford (SCF) d	2256								2355
Adderley Park (ADD) d	2259								2359
Birmingham New Street (BHM)  a	2306	2311		2315	2322			2329	0003
Birmingham New Street (BHM)  d			2311	2320		2335	2340	2343	
Smethwick Rolfe Street (SMR) d			2317				2346		
Smethwick Galton Bridge (SGB)  d			2320				2348		
Sandwell & Dudley (SAD) d			2323	2330			2351	2356	
Dudley Port (DDP) d			2327				2355		
Tipton (TIP) d			2329				2357		
Coseley (CSY) d			2332				2359		
Tame Bridge Parkway (TAB) d									
Wolverhampton (WVH)  a			2337	2342		2355	0005	0008	

NOTES (see introductory pages for explanation of train operator codes and standard symbols)

- a Arrival time
- d Departure time
- u Stops to pick up only
- D To Shrewsbury, see table 075

Rugby to Coventry, Birmingham and Wolverhampton

Sundays

Operator Train ID Days of operation/Notes 1st Class/Reservations/Bus Catering facilities	LM 2J01 A	LM 2K42 B	VT 1P02 C [1][R] [X]	LM 2K44 B	XC 1H22 D [1][D] [X]	VT 1S35 E [1][R] [X]	LM 2C10	LM 2W12	LM 1F50 F	LM 2Y01	LM 2K46 B	LM 2J04 A	XC 1H26 D [1][D] [X]	VT 9S54 G [1][R] [X]	LM 2Y03	LM 2W16 H	AW 1J13 J [X]	LM 1F52 F
London Euston (EUS) d														0748	0724			
Watford Junction (WFJ) d														0803u	0744			
Milton Keynes Central (MKC) d														0845	0829			
Northampton (NMP) d														0906				
Rugby (RUG) d														0923	0928			
Coventry (COV) d							0834			0857				0934	0938			
Canley (CNL) d							0837			0908					0942			
Tile Hill (THL) d							0841			0914					0946			
Berkswell (BKW) d							0845								0949			
Hampton-in-Arden (HIA) d							0849								0953			
Birmingham International (BHI) a							0852			0920				0943	0956			
Birmingham International (BHI) d							0852			0921				0945	0957		1006	
Marston Green (MGN) d							0856			0924					1000			
Lea Hall (LEH) d							0859			0928								
Stechford (SCF) d							0902			0931								
Adderley Park (ADD) d							0906			0934								
Birmingham New Street (BHM) a							0910			0939				0955	1008		1017	
Birmingham New Street (BHM) d	0825	0828	0845	0852	0901	0907		0911	0932		0952	0956	1001	1007		1011	1022	1034
Smethwick Rolfe Street (SMR) d		0834						0917								1017		
Smethwick Galton Bridge (SGB) d	0832	0837						0920	0938			1002				1020		1040
Sandwell & Dudley (SAD) d		0839			0917			0923					1017			1023	1030	
Dudley Port (DDP) d		0843						0927								1027		
Tipton (TIP) d		0845						0929								1029		
Coseley (CSY) d		0849						0932								1032		
Tame Bridge Parkway (TAB) d											1006							
Wolverhampton (WVH) a	0843	0854	0903	0908	0917	0929		0937	0950		1025	1013	1017	1029		1037	1041	1052








Operator Train ID Days of operation/Notes 1st Class/Reservations/Bus Catering facilities	LM 2H49 K	LM 2Y05	LM 2K48 B	LM 2J06 A	VT 9S47 E [1][R] [X]	XC 1M30 L [1][D] [X]	VT 9S47 E [1][R] [X]	LM 2Y07	LM 2W20 H	AW 1D10 M [X]	LM 1F54 F	LM 2H51 K	LM 2Y09	LM 2K50 B	LM 2J08 A	VT 9S60 G [1][R] [X]	XC 1M34 N [1][D] [X]	VT 9S60 G [1][R] [X]
London Euston (EUS) d					0850			0824								0952		
Watford Junction (WFJ) d					0906u			0844								1007u		
Milton Keynes Central (MKC) d					0939			0929								1040		
Northampton (NMP) d		0933						0959					1037					
Rugby (RUG) d		0956			1014			1022					1104			1115		
Coventry (COV) d		1006			1025	1030		1033					1115			1127	1130	
Canley (CNL) d		1010						1036					1118					
Tile Hill (THL) d		1014						1040					1122					
Berkswell (BKW) d		1017						1044					1126					
Hampton-in-Arden (HIA) d		1021						1048					1130					
Birmingham International (BHI) a		1024			1034	1039		1051					1133			1136	1139	
Birmingham International (BHI) d	1021	1025			1035	1041		1052		1108		1121	1133			1137	1141	
Marston Green (MGN) d	1024	1028						1055				1124						
Lea Hall (LEH) d	1028	1032										1128						
Stechford (SCF) d	1031	1035										1131						
Adderley Park (ADD) d	1034	1038										1134						
Birmingham New Street (BHM) a	1039	1043			1046	1051		1103		1120		1139	1144			1147	1151	
Birmingham New Street (BHM) d			1052	1056	1107	1101	1107		1111	1122	1134			1152	1156	1207	1201	1207
Smethwick Rolfe Street (SMR) d									1117									
Smethwick Galton Bridge (SGB) d				1103					1120		1140			1203				
Sandwell & Dudley (SAD) d							1117		1123	1130								1217
Dudley Port (DDP) d									1127									
Tipton (TIP) d									1129									
Coseley (CSY) d									1132									
Tame Bridge Parkway (TAB) d			1106											1207				
Wolverhampton (WVH) a			1123	1114		1117	1129		1137	1141	1152			1225	1214		1217	1229








NOTES (see introductory pages for explanation of train operator codes and standard symbols)

- a Arrival time
- d Departure time
- u Stops to pick up only
- A To Shrewsbury, see table 075
- B To Crewe, see table 076
- C To Preston, see table 065
- D To Manchester Piccadilly, see table 076
- E To Glasgow Central, see table 065
- F To Liverpool Lime Street, see table 076
- G To Edinburgh, see table 065
- H From Walsall, see table 069
- J To Aberystwyth/Pwllheli, see table 075
- K To Rugeley Trent Valley, see table 069
- L From Reading to Manchester Piccadilly, see table 050
- M To Chester, see table 075
- N From Southampton Central to Manchester Piccadilly, see table 050

Rugby to Coventry, Birmingham and Wolverhampton

Sundays

Operator Train ID Days of operation/Notes 1st Class/Reservations/Bus Catering facilities	LM 2Y11	LM 2W24 H	AW 1J15 J	LM 1F56 F	LM 2H53 K	LM 2Y13	LM 2K52 B	LM 2J10 A	VT 9S55 E	XC 1M38 P	VT 9S55 E	LM 2Y15	LM 2W28 H	AW 1D11 M	VT 9G19	XC 1H41 D	LM 1F58 F	LM 2H55 K
London Euston (EUS)  d	0925								1049			1024				1152		
Watford Junction (WFJ) d	0945								1107u			1044			1207u			
Milton Keynes Central (MKC) d	1030								1139			1129			1231			
Northampton (NMP) d	1100					1140						1159						
Rugby (RUG) d	1123					1203			1215			1222			1254			
Coventry (COV) d	1134					1215			1227	1230		1233			1306			
Canley (CNL) d	1137					1218						1236						
Tile Hill (THL) d	1141					1222						1240						
Berkswell (BKW) d	1145					1226						1244						
Hampton-in-Arden (HIA) d	1149					1230						1248						
Birmingham International (BHI) a	1152					1233			1236	1239		1251			1315			
Birmingham International (BHI) d	1153		1208		1221	1234			1237	1241		1252		1308	1316			1321
Marston Green (MGN) d	1156				1224							1255						1324
Lea Hall (LEH) d					1228													1328
Stechford (SCF) d					1231													1331
Adderley Park (ADD) d					1234													1334
Birmingham New Street (BHM)  a	1204		1220		1239	1244			1247	1251		1303		1320	1326			1339
Birmingham New Street (BHM)  d		1211	1222	1234			1252	1256	1307	1300	1307		1311	1322		1330	1334	
Smethwick Rolfe Street (SMR) d		1217											1317					
Smethwick Galton Bridge (SGB)  d		1220		1241				1303					1320				1341	
Sandwell & Dudley (SAD) d		1223	1230									1317		1331				
Dudley Port (DDP) d		1227											1327					
Tipton (TIP) d		1229											1329					
Coseley (CSY) d		1232											1332					
Tame Bridge Parkway (TAB) d							1306											
Wolverhampton (WVH)  a		1237	1240	1253			1325	1314		1317	1329		1337	1341		1348	1353	

Operator Train ID Days of operation/Notes 1st Class/Reservations/Bus Catering facilities	LM 2Y17	LM 2K54 B	LM 2J12 A	XC 1M42 P	VT 9S70 G	LM 2W32 H	LM 2Y19	AW 1J19 J	VT 9G22	XC 1M45 Q	LM 1F60 F	LM 2H57 K	LM 1Y23	LM 2K56 B	LM 2J14 A	VT 9S77 E	XC 1M46 P	VT 9S77 E
London Euston (EUS)  d					1239		1124		1309				1222			1315		
Watford Junction (WFJ) d							1144						1237			1330u		
Milton Keynes Central (MKC) d							1226						1306			1352		
Northampton (NMP) d	1240						1309						1340					
Rugby (RUG) d	1303						1331						1404			1415		
Coventry (COV) d	1315			1330	1336		1343		1406				1415			1427	1430	
Canley (CNL) d	1318						1346						1418					
Tile Hill (THL) d	1322						1350						1422					
Berkswell (BKW) d	1326						1354						1426					
Hampton-in-Arden (HIA) d	1330						1358						1430					
Birmingham International (BHI) a	1333			1339	1345		1401		1415				1433			1436	1439	
Birmingham International (BHI) d	1334			1341	1346		1402	1408	1416			1421	1434			1438	1441	
Marston Green (MGN) d							1405					1424						
Lea Hall (LEH) d												1428						
Stechford (SCF) d												1431						
Adderley Park (ADD) d												1434						
Birmingham New Street (BHM)  a	1344			1351	1356		1413	1420	1427			1439	1445			1448	1451	
Birmingham New Street (BHM)  d		1352	1356	1401	1407	1411		1422		1430	1434			1452	1456	1507	1501	1507
Smethwick Rolfe Street (SMR) d						1417												
Smethwick Galton Bridge (SGB)  d			1403			1420				1441				1503				
Sandwell & Dudley (SAD) d					1417	1423		1430										1517
Dudley Port (DDP) d						1427												
Tipton (TIP) d						1429												
Coseley (CSY) d						1432												
Tame Bridge Parkway (TAB) d		1406												1506				
Wolverhampton (WVH)  a		1425	1414	1417	1429	1437		1441		1446	1453			1523	1514		1517	1529

NOTES (see introductory pages for explanation of train operator codes and standard symbols)

- a Arrival time
- d Departure time
- u Stops to pick up only
- A To Shrewsbury, see table 075
- B To Crewe, see table 076
- D To Manchester Piccadilly, see table 076
- E To Glasgow Central, see table 065
- F To Liverpool Lime Street, see table 076
- G To Edinburgh, see table 065
- H From Walsall, see table 069
- J To Aberystwyth/Pwllheli, see table 075
- K To Rugeley Trent Valley, see table 069
- M To Chester, see table 075
- P From Bournemouth to Manchester Piccadilly, see table 050
- Q From Paignton to Manchester Piccadilly, see table 050

Rugby to Coventry, Birmingham and Wolverhampton

Sundays

Operator Train ID Days of operation/Notes 1st Class/Reservations/Bus Catering facilities	VT 9G24	LM 2W36 H	LM 1Y25	AW 1D13 M	XC 1M49 R	LM 1F62 F	LM 2H59 K	LM 1Y27	VT 9G26	LM 2K58 B	LM 2J16 A	XC 1M50 P	VT 9S80 G	LM 2W40 H	LM 1Y29	AW 1J23 J	VT 9G28	XC 1M53 R
London Euston (EUS)	d	1339	1256					1322	1415				1439		1356		1509	
Watford Junction (WFJ)	d							1337	1430u									
Milton Keynes Central (MKC)	d		1338					1406	1452						1438			
Northampton (NMP)	d		1409					1440							1507			
Rugby (RUG)	d		1432					1503	1515						1530			
Coventry (COV)	d	1436	1442					1515	1527			1530	1536		1543		1606	
Canley (CNL)	d		1446					1518							1546			
Tile Hill (THL)	d		1450					1522							1550			
Berkswell (BKW)	d		1453					1526							1554			
Hampton-in-Arden (HIA)	d		1457					1530							1558			
Birmingham International (BHI)	a	1445	1500					1533	1536			1539	1545		1601		1615	
Birmingham International (BHI)	d	1446	1501	1510				1521	1534	1538		1541	1546		1601	1610	1616	
Marston Green (MGN)	d		1505					1524							1605			
Lea Hall (LEH)	d							1528										
Stechford (SCF)	d							1531										
Adderley Park (ADD)	d							1534										
Birmingham New Street (BHM)	a	1456	1513	1522				1539	1545	1548		1551	1556		1613	1622	1627	
Birmingham New Street (BHM)	d		1511	1523	1530	1534					1552	1556	1601	1607	1611		1623	1630
Smethwick Rolfe Street (SMR)	d		1517												1617			
Smethwick Galton Bridge (SGB)	d		1520			1541					1603				1620			
Sandwell & Dudley (SAD)	d		1523	1531									1617		1623		1631	
Dudley Port (DDP)	d		1527												1627			
Tipton (TIP)	d		1529												1629			
Coseley (CSY)	d		1532												1632			
Tame Bridge Parkway (TAB)	d									1606								
Wolverhampton (WVH)	a		1537	1542	1547	1553					1623	1614	1617	1629	1637		1642	1647

Operator Train ID Days of operation/Notes 1st Class/Reservations/Bus Catering facilities	LM 1F64 F	LM 2H61 K	LM 1Y31	VT 9G29	LM 2K60 B	LM 2J18 A	XC 1M54 P	VT 9S85 E	LM 2W44 H	LM 1Y33	AW 1D17 S	VT 9G31	XC 1M93 T	LM 1F66 F	LM 2H63 K	LM 1Y35	LM 2K62 B	LM 2J20 A
London Euston (EUS)	d		1422	1515				1539		1456		1609					1522	
Watford Junction (WFJ)	d		1437	1530u													1537	
Milton Keynes Central (MKC)	d		1506	1552						1538							1606	
Northampton (NMP)	d		1540							1609							1640	
Rugby (RUG)	d		1603	1615						1632							1703	
Coventry (COV)	d		1615	1627			1630	1636		1642		1706					1715	
Canley (CNL)	d		1618							1646							1718	
Tile Hill (THL)	d		1622							1650							1722	
Berkswell (BKW)	d		1626							1653							1726	
Hampton-in-Arden (HIA)	d		1630							1657							1730	
Birmingham International (BHI)	a		1633	1636			1639	1645		1700		1715					1733	
Birmingham International (BHI)	d		1621	1634	1638		1641	1646		1701	1710	1716			1721	1734		
Marston Green (MGN)	d		1624							1705					1724			
Lea Hall (LEH)	d		1628												1728			
Stechford (SCF)	d		1631												1731			
Adderley Park (ADD)	d		1634												1734			
Birmingham New Street (BHM)	a		1639	1645	1648		1651	1656		1713	1722	1727			1739	1744		
Birmingham New Street (BHM)	d	1634			1652	1656	1701	1707	1711		1723		1730	1734			1752	1756
Smethwick Rolfe Street (SMR)	d								1717									
Smethwick Galton Bridge (SGB)	d	1641				1703			1720				1741					1803
Sandwell & Dudley (SAD)	d							1717	1723		1731							
Dudley Port (DDP)	d								1727									
Tipton (TIP)	d								1729									
Coseley (CSY)	d								1732									
Tame Bridge Parkway (TAB)	d				1706													1806
Wolverhampton (WVH)	a	1653			1723	1714	1717	1729	1737		1742		1746	1753			1823	1814

NOTES (see introductory pages for explanation of train operator codes and standard symbols)

- a Arrival time
- d Departure time
- u Stops to pick up only
- A To Shrewsbury, see table 075
- B To Crewe, see table 076
- E To Glasgow Central, see table 065
- F To Liverpool Lime Street, see table 076
- G To Edinburgh, see table 065
- H From Walsall, see table 069
- J To Aberystwyth/Pwllheli, see table 075
- K To Rugeley Trent Valley, see table 069
- M To Chester, see table 075
- P From Bournemouth to Manchester Piccadilly, see table 050
- R From Plymouth to Manchester Piccadilly, see table 050
- S To Holyhead, see table 075
- T From Bristol Temple Meads to Manchester Piccadilly, see table 052

Rugby to Coventry, Birmingham and Wolverhampton

Sundays

Operator Train ID Days of operation/Notes 1st Class/Reservations/Bus Catering facilities	VT 9S93 G	XC 1M58 P	VT 9S93 G	VT 9G33	LM 2W48 H	LM 1Y37	AW 1J27 U	LM 1F68 F	LM 2H65 K	LM 1Y39	VT 9G35	LM 2K64 B	LM 2J22 A	XC 1M62 P	VT 9P97 C	LM 2W52 H	LM 1Y41	XC 1E64 V	
London Euston (EUS)	d	1615			1639	1556					1622	1715						1739	1656
Watford Junction (WFJ)	d	1630u									1637	1730u							
Milton Keynes Central (MKC)	d	1652				1638					1706	1752							1738
Northampton (NMP)	d					1709					1740								1809
Rugby (RUG)	d	1715				1732					1803	1815							1832
Coventry (COV)	d	1727	1730		1736	1742					1815	1827		1830	1836				1843
Canley (CNL)	d					1746					1818								1846
Tile Hill (THL)	d					1750					1822								1850
Berkswell (BKW)	d					1753					1826								1854
Hampton-in-Arden (HIA)	d					1757					1830								1858
Birmingham International (BHI)	a	1736	1739		1745	1800					1833	1836		1839	1845				1901
Birmingham International (BHI)	d	1738	1741		1746	1801	1810		1821	1834	1838			1841	1846				1901
Marston Green (MGN)	d					1805			1824										1905
Lea Hall (LEH)	d								1828										
Stechford (SCF)	d								1831										
Adderley Park (ADD)	d								1834										
Birmingham New Street (BHM)	a	1748	1751		1756	1813	1822		1840	1845	1848			1851	1856				1913
Birmingham New Street (BHM)	d	1807	1801	1807		1811	1823	1834				1852	1856	1901	1907	1911			
Smethwick Rolfe Street (SMR)	d					1817										1917			
Smethwick Galton Bridge (SGB)	d					1820		1841					1903			1920			
Sandwell & Dudley (SAD)	d			1817		1823	1831								1917	1923			
Dudley Port (DDP)	d					1827										1927			
Tipton (TIP)	d					1829										1929			
Coseley (CSY)	d					1832										1932			
Tame Bridge Parkway (TAB)	d											1906							
Wolverhampton (WVH)	a		1817	1829		1837		1842	1853				1925	1914	1917	1929	1937		






Operator Train ID Days of operation/Notes 1st Class/Reservations/Bus Catering facilities	AW 1D19 M	VT 9G37	XC 1M65 T	LM 1F70 F	LM 2H67 K	LM 1Y43	VT 1Z38	LM 2K66 B	VT 9J38 A	XC 1M66 P	LM 2J24 A	VT 9K39 B	LM 2W56 H	LM 1Y45	AW 1J31 U	LM 1F72 F	VT 9G40	LM 2H69 K	
London Euston (EUS)	d		1809			1722	1815		1815			1839		1756				1909	
Watford Junction (WFJ)	d					1737	1830u		1830u										
Milton Keynes Central (MKC)	d					1806	1852		1852					1838					
Northampton (NMP)	d					1840								1909					
Rugby (RUG)	d					1903	1915		1915					1932					
Coventry (COV)	d		1906			1915	1927		1927	1930		1936		1943			2006		
Canley (CNL)	d					1918								1946					
Tile Hill (THL)	d					1922								1950					
Berkswell (BKW)	d					1926								1954					
Hampton-in-Arden (HIA)	d					1930								1958					
Birmingham International (BHI)	a		1915			1933	1936		1936	1939		1945		2001				2015	
Birmingham International (BHI)	d	1911	1916			1921	1934	1938	1938	1941		1946		2002	2010			2016	2021
Marston Green (MGN)	d					1924								2005				2024	
Lea Hall (LEH)	d					1928												2028	
Stechford (SCF)	d					1931												2031	
Adderley Park (ADD)	d					1934												2034	
Birmingham New Street (BHM)	a	1922	1927			1939	1945	1948	1948	1951		1956		2014	2022			2027	2039
Birmingham New Street (BHM)	d	1924		1930	1934			1952	1956	2001	2004	2007	2011		2023	2034	2037		
Smethwick Rolfe Street (SMR)	d												2017						
Smethwick Galton Bridge (SGB)	d				1941						2011		2020			2040			
Sandwell & Dudley (SAD)	d	1932										2017	2023		2031		2047		
Dudley Port (DDP)	d												2027						
Tipton (TIP)	d												2029						
Coseley (CSY)	d												2032						
Tame Bridge Parkway (TAB)	d							2006											
Wolverhampton (WVH)	a	1943		1946	1953			2025	2013	2017	2022	2029	2037		2042	2053	2100		






NOTES (see introductory pages for explanation of train operator codes and standard symbols)

- a Arrival time
- d Departure time
- u Stops to pick up only
- A To Shrewsbury, see table 075
- B To Crewe, see table 076
- C To Preston, see table 065
- F To Liverpool Lime Street, see table 076
- G To Edinburgh, see table 065
- H From Walsall, see table 069
- K To Rugeley Trent Valley, see table 069
- M To Chester, see table 075
- P From Bournemouth to Manchester Piccadilly, see table 050
- T From Bristol Temple Meads to Manchester Piccadilly, see table 052
- U To Aberystwyth, see table 075
- V From Reading to Newcastle, see table 050

Rugby to Coventry, Birmingham and Wolverhampton

Sundays

Operator Train ID Days of operation/Notes 1st Class/Reservations/Bus Catering facilities	LM 1Y47	VT 9G41	LM 2K68 B	LM 2J26 A	XC 1M70 P P ◇	VT 9K42 B P ◇	LM 2W60 H	LM 1Y49	AW 1D21 M	LM 1F74 F	VT 9G43 P ◇	LM 2H71 K	LM 1Y51	LM 2K70 B	LM 2J28 A	XC 1M74 P P ◇	LM 1Y53	LM 2W64 H
London Euston (EUS)  d	1822	1915				1939		1856			2009		1922					1956
Watford Junction (WFJ) d	1837	1930u											1937					
Milton Keynes Central (MKC) d	1906	1952						1938					2006					2038
Northampton (NMP) d	1940							2009					2040					2059
Rugby (RUG) d	2003	2015						2032					2103					2121
Coventry (COV) d	2015	2027			2030	2036		2043			2106		2114			2130		2135
Canley (CNL) d	2018							2046					2117					2138
Tile Hill (THL) d	2022							2050					2121					2142
Berkswell (BKW) d	2026							2054					2125					2146
Hampton-in-Arden (HIA) d	2030							2058					2129					2150
Birmingham International (BHI) a	2033	2036			2039	2045		2101			2115		2132			2139		2153
Birmingham International (BHI) d	2034	2038			2041	2046		2102	2108		2116	2121	2133			2141		2153
Marston Green (MGN) d								2105				2124						2157
Lea Hall (LEH) d												2128						
Stechford (SCF) d												2131						
Adderley Park (ADD) d												2134						
Birmingham New Street (BHM)  a	2044	2048			2051	2056		2114	2119		2128	2139	2142			2151	2205	
Birmingham New Street (BHM)  d			2052	2056	2100	2107	2111		2122	2134	2137			2152	2156	2201		2211
Smethwick Rolfe Street (SMR) d							2117											2217
Smethwick Galton Bridge (SGB)  d				2103			2120			2140					2203			2220
Sandwell & Dudley (SAD) d						2117	2123		2130		2147							2223
Dudley Port (DDP) d							2127											2227
Tipton (TIP) d							2129											2229
Coseley (CSY) d							2132											2232
Tame Bridge Parkway (TAB) d			2106															
Wolverhampton (WVH)  a			2123	2114	2117	2129	2137		2140	2153	2159			2208	2214	2217		2237

Operator Train ID Days of operation/Notes 1st Class/Reservations/Bus Catering facilities	VT 9G62	AW 1J35 A	LM 1Y55	VT 9G64	XC 1M78 W P ◇	AW 1D33 M	LM 2Y57	LM 2W68 H	AW 1J37 A	LM 2Y55	VT 9G66	LM 2Y59	VT 9G68	LM 2Y61	VT 9G70
London Euston (EUS)  d	2036		2020	2057						2107	2153	2131	2225	2203	2324
Watford Junction (WFJ) d			2035	2112u						2123	2212u	2146	2241u	2222	2339u
Milton Keynes Central (MKC) d	2114		2106	2144						2208	2247	2233	2314	2307	0013
Northampton (NMP) d			2130				2159			2239		2312		2333	
Rugby (RUG) d	2138		2153				2221			2301	2323	2334	2348	2355	0048s
Coventry (COV) d	2149		2204	2216	2224		2235			2312	2334	2346	2359	0005a	0059s
Canley (CNL) d			2207				2238					2349			
Tile Hill (THL) d			2211				2242					2353			
Berkswell (BKW) d			2215				2246					2357			
Hampton-in-Arden (HIA) d			2219				2250					0001			
Birmingham International (BHI) a	2158		2222	2226	2233		2253			2321	2343	0004	0008		0112s
Birmingham International (BHI) d	2159	2211	2222	2227	2234	2240	2253		2307	2321	2345	0004	0010		
Marston Green (MGN) d			2226				2257			2325		0008			
Lea Hall (LEH) d										2328					
Stechford (SCF) d										2331					
Adderley Park (ADD) d										2335					
Birmingham New Street (BHM)  a	2209	2222	2234	2238	2244	2251	2305		2320	2340	2355	0016	0020		0123s
Birmingham New Street (BHM)  d	2217	2224		2241		2255		2311	2325	2343	2359		0023		
Smethwick Rolfe Street (SMR) d								2317		2349					
Smethwick Galton Bridge (SGB)  d								2320		2352					
Sandwell & Dudley (SAD) d	2228	2232		2251		2304		2323	2333	2355					
Dudley Port (DDP) d								2327		2359					
Tipton (TIP) d								2329		0001					
Coseley (CSY) d								2332		0004					
Tame Bridge Parkway (TAB) d															
Wolverhampton (WVH)  a	2240	2244		2302		2316		2337	2345	0009	0016		0040		0143

NOTES (see introductory pages for explanation of train operator codes and standard symbols)

- a Arrival time
- d Departure time
- s Stops to set down only
- u Stops to pick up only
- A To Shrewsbury, see table 075
- B To Crewe, see table 076
- F To Liverpool Lime Street, see table 076
- H From Walsall, see table 069
- K To Rugeley Trent Valley, see table 069
- M To Chester, see table 075
- P From Bournemouth to Manchester Piccadilly, see table 050
- W From Bournemouth, see table 050

Wolverhampton to Birmingham, Coventry and Rugby

Mondays to Fridays

Operator Train ID Days of operation/Notes 1st Class/Reservations/Bus Catering facilities	LM 2C12 MX	LM 2W71 MX	LM 2C16 MX	LM 1W02	VT 1R00	LM 1Y06	LM 2C20	VT 1R02	LM 2H03 A	XC 1O02 B ◇	VT 1R05	LM 1W12	LM 2I22	AW 1I00 C	LM 2W01	VT 1R07	LM 1Y14	AW 1I00 C
Wolverhampton (WVH) d					0500				0530		0542			0556	0600	0603		
Tame Bridge Parkway (TAB) d																		
Coseley (CSY) d									0535									
Tipton (TIP) d									0538									
Dudley Port (DDP) d									0541									
Sandwell & Dudley (SAD) d		0003							0544		0553			0605		0614		
Smethwick Galton Bridge (SGB) d		0006							0547						0612			
Smethwick Rolfe Street (SMR) d		0008							0550									
Birmingham New Street (BHM) a		0015			0523				0557		0605			0616	0620	0624		
Birmingham New Street (BHM) d			0041		0530	0535	0538	0552		0604	0607	0613	0616	0637		0629	0633	0637
Adderley Park (ADD) d													0620					
Stechford (SCF) d							0545						0624					
Lea Hall (LEH) d	0002		0048				0548						0627					
Marston Green (MGN) d	0005		0051				0551						0630					
Birmingham International (BHI) a	0008		0054		0539	0545	0554	0601		0613	0616	0624	0634			0638	0643	0648
Birmingham International (BHI) d	0008		0055		0541	0545	0555	0603		0614	0618	0625				0640	0644	
Hampton-in-Arden (HIA) d	0012		0058			0548						0628					0647	
Berkswell (BKW) d	0017		0103			0553						0633					0652	
Tile Hill (THL) d	0021		0106			0557						0636					0656	
Canley (CNL) d	0024		0110			0600						0640					0659	
Coventry (COV) d	0027a		0112a		0539	0552	0604	0606a	0615		0624a	0629	0644			0651	0704	
Rugby (RUG) a				0551	0602	0614						0654				0701	0714	
Northampton (NMP) a				0613		0637						0719					0740	
Milton Keynes Central (MKC) a				0631	0623	0655		0642			0656	0744					0805	
Watford Junction (WFJ) a				0654	0647s											0741s		
London Euston (EUS) a				0710	0703	0738		0717			0731	0820				0757	0848	






Operator Train ID Days of operation/Notes 1st Class/Reservations/Bus Catering facilities	VT 1R09	LM 2W03	LM 2I28	LM 2G01 C	XC 1O04 D ◇	LM 1Y16	VT 1R15	LM 2A05 E	LM 1G03 F	VT 1R17	LM 2G02 C	LM 2I24 G	LM 1Y20	AW 1I02 H	VT 9R20 J ◇	LM 2G30 F	LM 2A99 E	LM 1G40 K
Wolverhampton (WVH) d	0615	0618		0633	0637		0645	0648	0657		0703			0711	0715	0706	0718	0728
Tame Bridge Parkway (TAB) d																0722		
Coseley (CSY) d		0623						0653										0723
Tipton (TIP) d		0626						0656										0726
Dudley Port (DDP) d		0629						0659										0729
Sandwell & Dudley (SAD) d	0626	0633					0656	0703						0720	0726			0733
Smethwick Galton Bridge (SGB) d		0636		0644				0706	0710		0714							0736
Smethwick Rolfe Street (SMR) d		0638						0708										0738
Birmingham New Street (BHM) a	0635	0645		0653	0656		0708	0715	0720		0723			0732	0735	0739	0745	0748
Birmingham New Street (BHM) d	0647		0650		0703	0706	0717			0721		0724	0736	0739	0747			
Adderley Park (ADD) d			0655															
Stechford (SCF) d			0658									0731						
Lea Hall (LEH) d			0701									0734						
Marston Green (MGN) d			0705									0738						
Birmingham International (BHI) a	0656		0708		0712	0716	0726			0731		0741	0745	0752	0756			
Birmingham International (BHI) d	0658				0713	0716	0728			0733			0746		0758			
Hampton-in-Arden (HIA) d						0719							0749					
Berkswell (BKW) d						0724							0754					
Tile Hill (THL) d						0728							0758					
Canley (CNL) d						0731							0801					
Coventry (COV) d	0710			0723a	0735	0740				0745			0805		0810			
Rugby (RUG) a					0745					0754			0815					
Northampton (NMP) a						0807							0839					
Milton Keynes Central (MKC) a						0834				0815			0904					
Watford Junction (WFJ) a													0932					
London Euston (EUS) a	0809					0917	0839			0851			0948		0906			






NOTES (see introductory pages for explanation of train operator codes and standard symbols)

- a Arrival time
- d Departure time
- s Stops to set down only
- A To Rugeley Trent Valley, see table 069
- B To Bournemouth, see table 050
- C From Shrewsbury, see table 075
- D From Manchester Piccadilly to Bournemouth, see table 050
- E To Walsall, see table 069
- F From Crewe, see table 076
- G From Rugeley Trent Valley, see table 069
- H From Chester, see table 075
- J From Manchester Piccadilly, see table 076
- K From Liverpool Lime Street, see table 076
- MX Not Mondays

Wolverhampton to Birmingham, Coventry and Rugby

Mondays to Fridays

Operator Train ID Days of operation/Notes 1st Class/Reservations/Bus Catering facilities	LM 2I26 G	LM 2G03 C	VT 9G46 F 1R 1	XC 1006 L 1	LM 1Y22	VT 9R26 J 1R 1	VT 1R28 C 1R 1	LM 2A07 E	LM 1G41 K	VT 1Z28 1R 1	LM 2G04 C	LM 2I30 G	LM 1Y24	AW 1104 M 1	XC 1V45 N 1	LM 2G32 F	LM 2A09 E	VT 1B29 1R 1
Wolverhampton (WVH)  d		0733	0736			0741	0745	0748	0757		0803				0811	0815	0806	0818
Tame Bridge Parkway (TAB) d																0820		
Coseley (CSY) d								0753										0823
Tipton (TIP) d								0756										0826
Dudley Port (DDP) d								0759										0829
Sandwell & Dudley (SAD) d						0753	0758	0803						0820				0833
Smethwick Galton Bridge (SGB)  d		0744						0806	0810		0814							0836
Smethwick Rolfe Street (SMR) d								0808										0838
Birmingham New Street (BHM)  a		0752	0800			0804	0807	0815	0820		0823			0832	0836	0839	0845	
Birmingham New Street (BHM)  d	0750			0803	0806	0817	0821			0821		0824	0836	0839				0847
Adderley Park (ADD) d	0755																	
Stechford (SCF) d	0758											0831						
Lea Hall (LEH) d	0801											0834						
Marston Green (MGN) d	0805											0838						
Birmingham International (BHI) a	0808			0812	0815	0826	0831			0831		0841	0845	0852				0856
Birmingham International (BHI) d				0813	0816	0828	0833			0833			0846					0858
Hampton-in-Arden (HIA) d					0819								0849					
Berkswell (BKW) d					0824								0854					
Tile Hill (THL) d					0828								0858					
Canley (CNL) d					0831								0901					
Coventry (COV) d			0823a	0835	0840	0845				0845			0905					0910
Rugby (RUG) a				0845		0855				0855			0915					
Northampton (NMP) a					0907								0938					
Milton Keynes Central (MKC) a					0934		0916			0916			1004					
Watford Junction (WFJ) a							0938s			0938s			1033					
London Euston (EUS)  a					1017	0938	0954			0954			1050					1006






Operator Train ID Days of operation/Notes 1st Class/Reservations/Bus Catering facilities	LM 2I32 G	LM 2G05 C	XC 1008 D 1	LM 1Y26	VT 9A31 P 1R 1	LM 2A11 E	LM 1G43 K	LM 2G06 C	LM 2I34 G	LM 1Y28	AW 1106 Q	XC 1V47 R 1	LM 2G36 F	LM 2A13 E	VT 1B32 1R 1	LM 2I36 G	LM 2G07 C	XC 1O10 D 1	
Wolverhampton (WVH)  d		0833	0839		0845	0848	0857	0903			0911	0915	0906	0918				0933	0939
Tame Bridge Parkway (TAB) d													0920						
Coseley (CSY) d						0853								0923					
Tipton (TIP) d						0856								0926					
Dudley Port (DDP) d						0859								0929					
Sandwell & Dudley (SAD) d					0856	0903					0920			0933					
Smethwick Galton Bridge (SGB)  d		0844				0906	0910	0914						0936			0944		
Smethwick Rolfe Street (SMR) d						0908								0938					
Birmingham New Street (BHM)  a		0852	0856		0906	0915	0920	0923			0931	0936	0939	0945			0951	0957	
Birmingham New Street (BHM)  d	0850		0903	0906	0920				0924	0936	0939				0947	0950		1003	
Adderley Park (ADD) d	0855															0955			
Stechford (SCF) d	0858								0931							0958			
Lea Hall (LEH) d	0901								0934							1001			
Marston Green (MGN) d	0905								0938							1005			
Birmingham International (BHI) a	0908		0912	0916	0930				0941	0945	0952				0956	1008		1012	
Birmingham International (BHI) d			0913	0916	0933					0946					0958			1013	
Hampton-in-Arden (HIA) d				0919						0949									
Berkswell (BKW) d				0924						0954									
Tile Hill (THL) d				0928						0958									
Canley (CNL) d				0931						1001									
Coventry (COV) d			0924a	0935	0945					1005					1010			1024a	
Rugby (RUG) a				0945	0955					1015									
Northampton (NMP) a				1007						1038									
Milton Keynes Central (MKC) a				1034	1015					1104									
Watford Junction (WFJ) a					1038s					1133									
London Euston (EUS)  a				1117	1054					1149					1106				






NOTES (see introductory pages for explanation of train operator codes and standard symbols)

- a Arrival time
- d Departure time
- s Stops to set down only
- C From Shrewsbury, see table 075
- D From Manchester Piccadilly to Bournemouth, see table 050
- E To Walsall, see table 069
- F From Crewe, see table 076
- G From Rugeley Trent Valley, see table 069
- J From Manchester Piccadilly, see table 076
- K From Liverpool Lime Street, see table 076
- L From Nottingham to Bournemouth, see table 050
- M From Aberystwyth/Crewe, see table 075
- N From Manchester Piccadilly to Bristol Temple Meads, see table 050
- P From Lancaster, see table 065
- Q From Crewe/Wrexham General, see table 075
- R From Manchester Piccadilly to Paignton, see table 050

Wolverhampton to Birmingham, Coventry and Rugby

Mondays to Fridays

Operator Train ID Days of operation/Notes 1st Class/Reservations/Bus Catering facilities	LM 1Y30	VT 9M48 S ▣▣ ▣	LM 2A15 E	LM 1G45 K	VT 1B34 ▣▣ ▣	LM 2138 G	LM 1Y32	AW 1108 T ▣ ▣	XC 1V49 N ▣◇	LM 2G40 F	LM 2A17 E	VT 1B35 ▣▣ ▣	LM 2140 G	LM 2G09 C	XC 1O12 D ▣◇ ▣	LM 1Y34	VT 9M50 U ▣▣ ▣	LM 2A19 E	
Wolverhampton (WVH)  d		0945	0948	0957				1011	1015	1006	1018				1033	1039		1045	1048
Tame Bridge Parkway (TAB) d											1020								
Coseley (CSY) d			0953								1023								1053
Tipton (TIP) d			0956								1026								1056
Dudley Port (DDP) d			0959								1029								1059
Sandwell & Dudley (SAD) d		0956	1003				1020				1033						1056	1103	
Smethwick Galton Bridge (SGB)  d			1006	1010							1036			1044				1106	
Smethwick Rolfe Street (SMR) d			1008								1038							1108	
Birmingham New Street (BHM)  a		1006	1015	1020				1032	1036	1039	1045			1051	1056		1107	1115	
Birmingham New Street (BHM)  d	1006	1017			1021	1024	1036	1039				1047	1050		1103	1106	1121		
Adderley Park (ADD) d													1055						
Stechford (SCF) d						1031							1058						
Lea Hall (LEH) d						1034							1101						
Marston Green (MGN) d						1038							1105						
Birmingham International (BHI) a	1016	1026			1031	1041	1045	1052				1056	1108		1112	1116	1131		
Birmingham International (BHI) d	1016	1028			1033		1046					1058			1113	1116	1133		
Hampton-in-Arden (HIA) d		1019					1049									1119			
Berkswell (BKW) d		1024					1054									1124			
Tile Hill (THL) d		1028					1058									1128			
Canley (CNL) d		1031					1101									1131			
Coventry (COV) d		1035	1040		1045		1105					1110			1124a	1135	1145		
Rugby (RUG) a		1045			1055		1115									1145	1155		
Northampton (NMP) a		1107					1137										1208		
Milton Keynes Central (MKC) a		1134			1116		1204										1234	1215	
Watford Junction (WFJ) a					1138s		1233											1238s	
London Euston (EUS)  a		1217	1138		1154		1249					1207					1317	1254	






Operator Train ID Days of operation/Notes 1st Class/Reservations/Bus Catering facilities	LM 1G47 K	LM 2142 G	LM 1Y36	AW 1110 V	XC 1V51 N ▣◇ ▣	LM 2G44 F	LM 2A21 E	VT 1B38 ▣▣ ▣	LM 2144 G	LM 2G11 C	XC 1O14 D ▣◇ ▣	LM 1Y38	VT 9M51 S ▣▣ ▣	LM 2A23 E	LM 1G49 K	LM 2146 G	LM 1Y40	AW 1112 W
Wolverhampton (WVH)  d	1057			1111	1116	1106	1118			1133	1139		1145	1148	1157			1209
Tame Bridge Parkway (TAB) d						1120												
Coseley (CSY) d							1123							1153				
Tipton (TIP) d							1126							1156				
Dudley Port (DDP) d							1129							1159				
Sandwell & Dudley (SAD) d				1120			1133					1156	1203					1218
Smethwick Galton Bridge (SGB)  d	1110						1136		1144				1206	1210				
Smethwick Rolfe Street (SMR) d							1138						1208					
Birmingham New Street (BHM)  a	1120			1132	1136	1139	1145			1151	1156		1206	1215	1220			1232
Birmingham New Street (BHM)  d		1124	1136	1139				1147	1150		1203	1206	1221			1224	1236	1239
Adderley Park (ADD) d									1155									
Stechford (SCF) d		1131							1158							1231		
Lea Hall (LEH) d		1134							1201							1234		
Marston Green (MGN) d		1138							1205							1238		
Birmingham International (BHI) a		1141	1145	1152				1156	1208		1212	1216	1231			1241	1245	1252
Birmingham International (BHI) d			1146					1158			1213	1216	1233					1246
Hampton-in-Arden (HIA) d			1149								1219	1219						1249
Berkswell (BKW) d			1154								1224							1254
Tile Hill (THL) d			1158								1228							1258
Canley (CNL) d			1201								1231							1301
Coventry (COV) d			1205					1210			1224a	1235	1245					1305
Rugby (RUG) a			1215								1245	1255						1315
Northampton (NMP) a			1238								1308							1337
Milton Keynes Central (MKC) a			1304								1334	1315						1404
Watford Junction (WFJ) a			1333									1338s						1432
London Euston (EUS)  a			1349					1306				1417	1354					1448






NOTES (see introductory pages for explanation of train operator codes and standard symbols)

- a Arrival time
- d Departure time
- s Stops to set down only
- C From Shrewsbury, see table 075
- D From Manchester Piccadilly to Bournemouth, see table 050
- E To Walsall, see table 069
- F From Crewe, see table 076
- G From Rugeley Trent Valley, see table 069
- K From Liverpool Lime Street, see table 076
- N From Manchester Piccadilly to Bristol Temple Meads, see table 050
- S From Glasgow Central, see table 065
- T From Aberystwyth, see table 075
- U From Edinburgh, see table 065
- V From Holyhead, see table 075
- W From Aberystwyth/Pwllheli, see table 075

Wolverhampton to Birmingham, Coventry and Rugby

Mondays to Fridays

Operator Train ID Days of operation/Notes 1st Class/Reservations/Bus Catering facilities	XC 1V53 N	LM 2G46 F	LM 2A25 E	VT 1B41	LM 2I48 G	LM 2G13 C	XC 1O16 D	LM 1Y42	VT 9M52 U	LM 2A27 E	LM 1G51 K	LM 2I50 G	LM 1Y44	AW 1I14 V	XC 1V55 N	LM 2G48 F	LM 2A29 E	VT 1B44	
Wolverhampton (WVH)  d	1215	1206	1218			1233	1239		1245	1248	1257				1311	1315	1306	1318	
Tame Bridge Parkway (TAB) d		1220														1320			
Coseley (CSY) d			1223							1253								1323	
Tipton (TIP) d			1226							1256								1326	
Dudley Port (DDP) d			1229							1259								1329	
Sandwell & Dudley (SAD) d			1233						1256	1303				1320				1333	
Smethwick Galton Bridge (SGB)  d			1236			1244				1306	1310							1336	
Smethwick Rolfe Street (SMR) d			1238							1308								1338	
Birmingham New Street (BHM)  a	1236	1239	1246			1251	1256		1306	1315	1320				1332	1336	1339	1346	
Birmingham New Street (BHM)  d				1247	1250		1303	1306	1321			1324	1336	1339					1347
Adderley Park (ADD) d					1255														
Stechford (SCF) d					1258							1331							
Lea Hall (LEH) d					1301							1334							
Marston Green (MGN) d					1305							1338							
Birmingham International (BHI) a				1256	1308		1312	1316	1331			1341	1345	1352					1356
Birmingham International (BHI) d				1258			1313	1316	1333				1346						1358
Hampton-in-Arden (HIA) d								1319					1349						
Berkswell (BKW) d								1324					1354						
Tile Hill (THL) d								1328					1358						
Canley (CNL) d								1331					1401						
Coventry (COV) d			1310				1324a	1335	1345				1405						1410
Rugby (RUG) a								1345	1355				1415						
Northampton (NMP) a								1407					1437						
Milton Keynes Central (MKC) a								1434	1415				1504						
Watford Junction (WFJ) a									1438s				1533						
London Euston (EUS)  a				1406				1517	1454				1550						1506






Operator Train ID Days of operation/Notes 1st Class/Reservations/Bus Catering facilities	LM 2I52 G	LM 2G15 C	XC 1O18 D	LM 1Y46	VT 9A53 X	LM 2A31 E	LM 1G53 K	LM 2I54 G	LM 1Y48	AW 1I16 W	XC 1V57 N	LM 2G50 F	LM 2A33 E	VT 1B47	LM 2I56 G	LM 2G17 C	XC 1O20 D	LM 1Y50	
Wolverhampton (WVH)  d		1333	1339		1345	1348	1357			1411	1415		1406	1418					1433
Tame Bridge Parkway (TAB) d												1420							1439
Coseley (CSY) d						1353							1423						
Tipton (TIP) d						1356							1426						
Dudley Port (DDP) d						1359							1429						
Sandwell & Dudley (SAD) d					1356	1403				1420			1433						
Smethwick Galton Bridge (SGB)  d		1344				1406	1410						1436			1444			
Smethwick Rolfe Street (SMR) d						1408							1438						
Birmingham New Street (BHM)  a		1351	1356		1406	1415	1420			1432	1436	1439	1445			1451	1456		
Birmingham New Street (BHM)  d	1350		1403	1406	1420			1424	1436	1439				1447	1450			1503	1506
Adderley Park (ADD) d	1355														1455				
Stechford (SCF) d	1358							1431							1458				
Lea Hall (LEH) d	1401							1434							1501				
Marston Green (MGN) d	1405							1438							1505				
Birmingham International (BHI) a	1408		1412	1416	1430			1441	1445	1452				1456	1508			1512	1516
Birmingham International (BHI) d			1413	1416	1433				1446					1458				1513	1516
Hampton-in-Arden (HIA) d				1419					1449										1519
Berkswell (BKW) d				1424					1454										1524
Tile Hill (THL) d				1428					1458										1528
Canley (CNL) d				1431					1501										1531
Coventry (COV) d			1424a	1435	1445				1505					1510				1524a	1535
Rugby (RUG) a				1445	1455				1515										1545
Northampton (NMP) a				1509					1538										1608
Milton Keynes Central (MKC) a				1534	1515				1604										1634
Watford Junction (WFJ) a					1538s				1633										
London Euston (EUS)  a				1617	1554				1650					1606					1717






NOTES (see introductory pages for explanation of train operator codes and standard symbols)

- a Arrival time
- d Departure time
- s Stops to set down only
- C From Shrewsbury, see table 075
- D From Manchester Piccadilly to Bournemouth, see table 050
- E To Walsall, see table 069
- F From Crewe, see table 076
- G From Rugeley Trent Valley, see table 069
- K From Liverpool Lime Street, see table 076
- N From Manchester Piccadilly to Bristol Temple Meads, see table 050
- U From Edinburgh, see table 065
- V From Holyhead, see table 075
- W From Aberystwyth/Pwllheli, see table 075
- X From Blackpool North, see table 065

Wolverhampton to Birmingham, Coventry and Rugby

Mondays to Fridays

Operator Train ID Days of operation/Notes 1st Class/Reservations/Bus Catering facilities	VT 9M54 U	LM 2A35 E	LM 1G55 K	LM 2I58 G	LM 1Y52	AW 1118 V	XC 1V59 R	LM 2G52 F	LM 2A37 E	VT 1B50	LM 2I60 G	LM 2G19 C	XC 1O22 D	LM 1Y54	VT 9M55 S	LM 2A39 E	LM 1G57 K	VT 1B52	
Wolverhampton (WVH)  d	1445	1448	1457			1511	1515	1506	1518				1533	1539		1545	1548	1557	
Tame Bridge Parkway (TAB) d								1520											
Coseley (CSY) d		1453							1523									1553	
Tipton (TIP) d		1456							1526									1556	
Dudley Port (DDP) d		1459							1529									1559	
Sandwell & Dudley (SAD) d	1456	1503				1520			1533						1556			1603	
Smethwick Galton Bridge (SGB)  d		1506	1510						1536			1544						1606	1610
Smethwick Rolfe Street (SMR) d		1508							1538									1608	
Birmingham New Street (BHM)  a	1506	1515	1520			1532	1536	1539	1545			1551	1556		1606			1615	1620
Birmingham New Street (BHM)  d	1521			1524	1536	1539				1547	1550		1603	1606	1617				1621
Adderley Park (ADD) d											1555								
Stechford (SCF) d				1531							1558								
Lea Hall (LEH) d				1534							1601								
Marston Green (MGN) d				1538							1605								
Birmingham International (BHI) a	1531			1541	1545	1553				1556	1608		1612	1616	1626				1631
Birmingham International (BHI) d	1533				1546					1558			1613	1616	1628				1633
Hampton-in-Arden (HIA) d					1549									1619					
Berkswell (BKW) d					1554									1624					
Tile Hill (THL) d					1558									1628					
Canley (CNL) d					1601									1631					
Coventry (COV) d	1545				1605					1610			1624a	1635	1640				1645
Rugby (RUG) a	1555				1615									1645					1655
Northampton (NMP) a					1637									1708					
Milton Keynes Central (MKC) a	1615				1704									1734					1716
Watford Junction (WFJ) a	1638s				1733														1738s
London Euston (EUS)  a	1654				1749					1706				1817	1738				1754






Operator Train ID Days of operation/Notes 1st Class/Reservations/Bus Catering facilities	LM 2I62 G	LM 1Y56	AW 1I20 W	XC 1V61 N	LM 2G54 F	LM 2A41 E	VT 1B53	LM 2I64 G	LM 2G21 C	XC 1O24 D	LM 1Y58	VT 9M56 U	LM 2A43 E	LM 1G59 K	LM 2I66 G	LM 1Y60	AW 1I22 V	XC 1V63 N		
Wolverhampton (WVH)  d			1611	1615	1606	1618				1633	1638	1645	1648	1657					1711	1715
Tame Bridge Parkway (TAB) d					1620															
Coseley (CSY) d						1623							1653							
Tipton (TIP) d						1626							1656							
Dudley Port (DDP) d						1629							1659							
Sandwell & Dudley (SAD) d			1620			1633						1656	1703						1720	
Smethwick Galton Bridge (SGB)  d						1636			1644				1706	1710						
Smethwick Rolfe Street (SMR) d						1638							1708							
Birmingham New Street (BHM)  a			1632	1636	1639	1645			1651	1656		1706	1715	1720					1732	1736
Birmingham New Street (BHM)  d	1624	1636	1639				1647	1650		1703	1706	1721				1724	1736	1739		
Adderley Park (ADD) d								1655												
Stechford (SCF) d	1631							1658								1731				
Lea Hall (LEH) d	1634							1701								1734				
Marston Green (MGN) d	1638							1705								1738				
Birmingham International (BHI) a	1641	1645	1653				1656	1708		1712	1716	1731			1741	1745	1752			
Birmingham International (BHI) d		1646						1658		1713	1716	1733							1746	
Hampton-in-Arden (HIA) d		1649									1719								1749	
Berkswell (BKW) d		1654									1724								1754	
Tile Hill (THL) d		1658									1728								1758	
Canley (CNL) d		1701									1731								1801	
Coventry (COV) d		1705					1710			1724a	1735	1745							1805	
Rugby (RUG) a		1715									1745	1755							1815	
Northampton (NMP) a		1741									1808								1837	
Milton Keynes Central (MKC) a		1804									1834	1815							1905	
Watford Junction (WFJ) a		1833										1838s							1933	
London Euston (EUS)  a		1849					1806				1917	1854							1949	






NOTES (see introductory pages for explanation of train operator codes and standard symbols)

- a Arrival time
- d Departure time
- s Stops to set down only
- C From Shrewsbury, see table 075
- D From Manchester Piccadilly to Bournemouth, see table 050
- E To Walsall, see table 069
- F From Crewe, see table 076
- G From Rugeley Trent Valley, see table 069
- K From Liverpool Lime Street, see table 076
- N From Manchester Piccadilly to Bristol Temple Meads, see table 050
- R From Manchester Piccadilly to Paignton, see table 050
- S From Glasgow Central, see table 065
- U From Edinburgh, see table 065
- V From Holyhead, see table 075
- W From Aberystwyth/Pwllheli, see table 075

Wolverhampton to Birmingham, Coventry and Rugby

Mondays to Fridays

Operator Train ID Days of operation/Notes 1st Class/Reservations/Bus Catering facilities	LM 2G56 F	LM 2A45 E	VT 1B56 1R X	LM 2I68 G	LM 2G23 C	XC 1O26 D 1◇ T	LM 1Y62	VT 9A84 X 1R X	LM 2A47 E	LM 1G61 K	LM 2G24 C	LM 2I70 G	LM 1Y64	AW 1I24 W T	XC 1V65 N 1◇	LM 2G58 F	LM 2A49 E	VT 1B59 1R X
Wolverhampton (WVH)  d	1706	1718			1733	1739		1745	1748	1757	1803			1811	1815	1806	1818	
Tame Bridge Parkway (TAB) d	1720															1820		
Coseley (CSY) d		1723							1753									1823
Tipton (TIP) d		1726							1756									1826
Dudley Port (DDP) d		1729							1759									1829
Sandwell & Dudley (SAD) d		1733						1756	1803					1820				1833
Smethwick Galton Bridge (SGB)  d		1736			1744				1806	1810	1814							1836
Smethwick Rolfe Street (SMR) d		1738							1808									1838
Birmingham New Street (BHM)  a	1739	1745			1751	1756		1806	1815	1820	1823			1832	1836	1839	1845	
Birmingham New Street (BHM)  d			1747	1750		1803	1806	1820					1824	1836	1839			1847
Adderley Park (ADD) d				1755														
Stechford (SCF) d				1758									1831					
Lea Hall (LEH) d				1801									1834					
Marston Green (MGN) d				1805									1838					
Birmingham International (BHI) a			1756	1808		1812	1816	1830					1841	1845	1852			1856
Birmingham International (BHI) d			1758			1813	1816	1833					1846					1858
Hampton-in-Arden (HIA) d							1819						1849					
Berkswell (BKW) d							1824						1854					
Tile Hill (THL) d							1828						1858					
Canley (CNL) d							1831						1901					
Coventry (COV) d			1810			1823a	1835	1845					1905					1910
Rugby (RUG) a							1845	1855					1915					
Northampton (NMP) a							1907						1938					
Milton Keynes Central (MKC) a							1934	1915					2004					
Watford Junction (WFJ) a								1938s					2033					
London Euston (EUS)  a			1906				2017	1954					2050					2006






Operator Train ID Days of operation/Notes 1st Class/Reservations/Bus Catering facilities	LM 2I72 G	LM 2G25 C	XC 1O68 D 1◇ T	LM 1Y66	VT 9M86 U 1R X	LM 2A51 E	LM 1G63 K	LM 1G99 C	LM 2I74 G	LM 1Y68	AW 1I26 V T	XC 1G85 J 1◇ T	LM 2G60 F	LM 2A53 E	VT 1B62 1R X	LM 2I76 G	LM 2G27 C	XC 1O30 D 1◇ T	
Wolverhampton (WVH)  d		1833	1839		1845	1848	1857	1854			1911	1915	1906	1918				1933	1939
Tame Bridge Parkway (TAB) d													1920						
Coseley (CSY) d						1853								1923					
Tipton (TIP) d						1856								1926					
Dudley Port (DDP) d						1859								1929					
Sandwell & Dudley (SAD) d					1856	1903					1920			1933					
Smethwick Galton Bridge (SGB)  d		1844				1906	1910							1936			1944		
Smethwick Rolfe Street (SMR) d						1908								1938					
Birmingham New Street (BHM)  a		1851	1856		1906	1915	1920	1923				1932	1933	1939	1945		1951	1956	
Birmingham New Street (BHM)  d	1850		1903	1906	1920				1924	1936	1939					1947	1950	2003	
Adderley Park (ADD) d	1855																1955		
Stechford (SCF) d	1858								1931								1958		
Lea Hall (LEH) d	1901								1934								2001		
Marston Green (MGN) d	1905								1938								2005		
Birmingham International (BHI) a	1908		1912	1916	1930				1941	1945	1952				1956	2008		2012	
Birmingham International (BHI) d			1913	1916	1933					1946					1958			2013	
Hampton-in-Arden (HIA) d				1919						1949									
Berkswell (BKW) d				1924						1954									
Tile Hill (THL) d				1928						1958									
Canley (CNL) d				1931						2001									
Coventry (COV) d			1923a	1935	1945					2005					2010			2024a	
Rugby (RUG) a				1945	1955					2015									
Northampton (NMP) a				2008						2038									
Milton Keynes Central (MKC) a				2033	2015					2104									
Watford Junction (WFJ) a					2038s					2133									
London Euston (EUS)  a				2116	2054					2149					2106				






NOTES (see introductory pages for explanation of train operator codes and standard symbols)

- a Arrival time
- d Departure time
- s Stops to set down only
- C From Shrewsbury, see table 075
- D From Manchester Piccadilly to Bournemouth, see table 050
- E To Walsall, see table 069
- F From Crewe, see table 076
- G From Rugeley Trent Valley, see table 069
- J From Manchester Piccadilly, see table 076
- K From Liverpool Lime Street, see table 076
- N From Manchester Piccadilly to Bristol Temple Meads, see table 050
- U From Edinburgh, see table 065
- V From Holyhead, see table 075
- W From Aberystwyth/Pwllheli, see table 075
- X From Blackpool North, see table 065

Wolverhampton to Birmingham, Coventry and Rugby

Mondays to Fridays

Operator Train ID Days of operation/Notes 1st Class/Reservations/Bus Catering facilities	LM 1Y70	VT 9M59 S 1R X	LM 2A55 E	LM 1G65 K	LM 2I78 G	LM 1Y72	AW 1I28 T	LM 2G62 F	LM 2A57 E	LM 2I80 G	LM 2G29 C	XC 1O34 Y 1◇ X	VT 9M60 U 1R X	LM 2Y74	LM 2A59 E	LM 1G67 K	LM 2I82 G	XC 1G70 J 1◇ X
Wolverhampton (WVH)  d		1945	1948	1957			2011	2006	2018		2033	2039	2045		2048	2057		2115
Tame Bridge Parkway (TAB) d								2020										
Coseley (CSY) d			1953						2023						2053			
Tipton (TIP) d			1956						2026						2056			
Dudley Port (DDP) d			1959						2029						2059			
Sandwell & Dudley (SAD) d		1956	2003				2020		2033				2056		2103			
Smethwick Galton Bridge (SGB)  d			2006	2010					2036		2044				2106	2110		
Smethwick Rolfe Street (SMR) d			2008						2038						2108			
Birmingham New Street (BHM)  a		2006	2015	2020			2031	2039	2045		2051	2056	2106		2115	2120		2133
Birmingham New Street (BHM)  d	2006	2021			2024	2036	2039			2050		2103	2111	2114				2124
Adderley Park (ADD) d										2055								2129
Stechford (SCF) d					2031					2058								2132
Lea Hall (LEH) d					2034					2101								2135
Marston Green (MGN) d					2038					2105								2139
Birmingham International (BHI) a	2016	2030			2041	2045	2052					2112	2120	2124				2142
Birmingham International (BHI) d	2016	2032				2046						2112	2122	2125				
Hampton-in-Arden (HIA) d	2019					2049								2128				
Berkswell (BKW) d	2024					2054								2133				
Tile Hill (THL) d	2028					2058								2137				
Canley (CNL) d	2031					2101								2140				
Coventry (COV) d	2035	2045c				2105						2124a	2134	2144				
Rugby (RUG) a	2045	2054				2116								2154				
Northampton (NMP) a	2107					2138								2217				
Milton Keynes Central (MKC) a	2132	2115				2157							2201					
Watford Junction (WFJ) a		2137s				2231							2227s					
London Euston (EUS)  a		2153				2252							2245					






Operator Train ID Days of operation/Notes 1st Class/Reservations/Bus Catering facilities	LM 2Y76	LM 2G64 F	LM 2A61 E	LM 2I84 G	LM 2G31 C	XC 1V94 Z 1◇ X	VT 1G97 H 1R X	LM 2Y78	VT 1B66 1R X	LM 2H17 A	LM 1G69 K	LM 2I86	LM 2G66 F	AW 1I75 W	LM 2W65	LM 2Y80 FX	LM 2Y80 FO	LM 2G33 C
Wolverhampton (WVH)  d		2106	2118		2133	2139	2142		2145	2148	2157		2206	2212	2218			2233
Tame Bridge Parkway (TAB) d		2120																
Coseley (CSY) d			2123							2153					2223			
Tipton (TIP) d			2126							2156					2226			
Dudley Port (DDP) d			2129							2159					2229			
Sandwell & Dudley (SAD) d			2133						2156	2203			2221	2233				
Smethwick Galton Bridge (SGB)  d			2136		2144					2206	2210				2236			2243
Smethwick Rolfe Street (SMR) d			2138							2208					2238			
Birmingham New Street (BHM)  a		2139	2145		2151	2156	2200		2206	2215	2218		2225	2235	2248			2251
Birmingham New Street (BHM)  d	2136			2147		2203		2206	2217			2224		2239		2250	2250	
Adderley Park (ADD) d				2152								2229				2255	2255	
Stechford (SCF) d				2155								2232				2258	2258	
Lea Hall (LEH) d				2158								2235				2301	2301	
Marston Green (MGN) d				2202								2239				2305	2305	
Birmingham International (BHI) a	2146			2205		2212		2216	2226			2242		2252		2308	2308	
Birmingham International (BHI) d	2146					2213		2216	2228							2308	2308	
Hampton-in-Arden (HIA) d	2149							2219								2311	2311	
Berkswell (BKW) d	2154							2224								2316	2316	
Tile Hill (THL) d	2158							2228								2320	2320	
Canley (CNL) d	2201							2231								2324	2324	
Coventry (COV) d	2205					2224a		2235	2240							2327	2327	
Rugby (RUG) a	2215							2245	2250							2337	2337	
Northampton (NMP) a	2237							2310								2359	0002	
Milton Keynes Central (MKC) a	2307							2344	2323									
Watford Junction (WFJ) a	2350							0027	2355s									
London Euston (EUS)  a	0012							0048	0018									

NOTES (see introductory pages for explanation of train operator codes and standard symbols)

- a Arrival time
- d Departure time
- s Stops to set down only
- c Arrives 3 minutes earlier
- A To Rugeley Trent Valley, see table 069
- C From Shrewsbury, see table 075
- E To Walsall, see table 069
- F From Crewe, see table 076
- G From Rugeley Trent Valley, see table 069
- H From Chester, see table 075
- J From Manchester Piccadilly, see table 076
- K From Liverpool Lime Street, see table 076
- S From Glasgow Central, see table 065
- T From Aberystwyth, see table 075
- U From Edinburgh, see table 065
- W From Aberystwyth/Pwllheli, see table 075
- Y From Manchester Piccadilly to Southampton Central, see table 050
- Z From Manchester Piccadilly to Reading, see table 050
- FO Fridays only
- FX Not Fridays

Wolverhampton to Birmingham, Coventry and Rugby

Mondays to Fridays








Operator Train ID Days of operation/Notes 1st Class/Reservations/Bus Catering facilities	VT 1G00 V	VT 1Z01 H	XC 1G91 J	VT 9M62 FX U	VT 9M62 FO U	LM 2W67	LM 1G71 K	LM 2C10	AW 1G76 V	XC 1G92 J	LM 2C12	LM 2G35 C	LM 2W71	LM 2C16 TSM
Wolverhampton (WVH)  d	2236	2236	2239	2245	2245	2248	2300		2255	2316		2333	2348	
Tame Bridge Parkway (TAB) d														
Coseley (CSY) d						2253							2353	
Tipton (TIP) d						2256							2356	
Dudley Port (DDP) d						2259							2359	
Sandwell & Dudley (SAD) d				2256	2256	2303							0003	
Smethwick Galton Bridge (SGB)  d						2306	2310					2344	0006	
Smethwick Rolfe Street (SMR) d						2308							0008	
Birmingham New Street (BHM)  a	2254	2254	2257	2305	2305	2314	2318		2328	2334		2351	0015	
Birmingham New Street (BHM)  d				2311	2311			2321			2350			0041
Adderley Park (ADD) d								2326			2355			
Stechford (SCF) d								2329			2358			
Lea Hall (LEH) d								2332			0002			0048
Marston Green (MGN) d								2336			0005			0051
Birmingham International (BHI) a				2320	2320			2339			0008			0054
Birmingham International (BHI) d				2322	2322			2339			0008			0055
Hampton-in-Arden (HIA) d								2343			0012			0058
Berkswell (BKW) d								2348			0017			0103
Tile Hill (THL) d								2352			0021			0106
Canley (CNL) d								2355			0024			0110
Coventry (COV) d				2334	2334			2358a			0027a			0112a
Rugby (RUG) a				2343	2343									
Northampton (NMP) a				0008s	0010s									
Milton Keynes Central (MKC) a				0026	0028									
Watford Junction (WFJ) a				0056s	0058s									
London Euston (EUS)  a				0117	0117									






NOTES (see introductory pages for explanation of train operator codes and standard symbols)

- a Arrival time
- d Departure time
- s Stops to set down only
- C From Shrewsbury, see table 075
- H From Chester, see table 075
- J From Manchester Piccadilly, see table 076
- K From Liverpool Lime Street, see table 076
- U From Edinburgh, see table 065
- V From Holyhead, see table 075
- FO Fridays only
- FX Not Fridays
- TSM Tuesday to Saturday mornings

Wolverhampton to Birmingham, Coventry and Rugby

Saturdays

Operator Train ID Days of operation/Notes 1st Class/Reservations/Bus Catering facilities	LM 2C12	LM 2W71	LM 2C16	LM 1W02	LM 1Y04	LM 2100	VT 1B20	LM 2H03 A	XC 1002 B	VT 1B21	LM 1Y06	LM 2W01	LM 2101	AW 1100 C	VT 1B22	LM 1Y08	AW 1100 C	VT 1B23
Wolverhampton (WVH)  d								0530		0543		0556		0602	0605			0615
Tame Bridge Parkway (TAB) d																		
Coseley (CSY) d								0535										
Tipton (TIP) d								0538										
Dudley Port (DDP) d								0541										
Sandwell & Dudley (SAD) d		0003						0544		0554				0611	0616			0626
Smethwick Galton Bridge (SGB)  d		0006						0547			0607							
Smethwick Rolfe Street (SMR) d		0008						0549										
Birmingham New Street (BHM)  a		0015						0555		0605		0614		0622	0625			0636
Birmingham New Street (BHM)  d			0041		0535	0538	0552		0604	0607	0613		0616	0639	0629	0636	0639	0647
Adderley Park (ADD) d													0620					
Stechford (SCF) d						0545							0624					
Lea Hall (LEH) d	0002		0048			0548							0627					
Marston Green (MGN) d	0005		0051			0551							0630					
Birmingham International (BHI) a	0008		0054		0545	0555	0602		0613	0616	0623		0634		0638	0645	0650	0656
Birmingham International (BHI) d	0008		0055		0546		0603		0614	0618	0624				0640	0646		0658
Hampton-in-Arden (HIA) d	0012		0058		0549						0627					0649		
Berkswell (BKW) d	0017		0103		0554						0632					0654		
Tile Hill (THL) d	0021		0106		0558						0636					0658		
Canley (CNL) d	0024		0110		0601						0639					0701		
Coventry (COV) d	0027a		0112a	0536	0605		0616		0624a	0629	0643				0651	0705		0710
Rugby (RUG) a				0546	0615		0626				0653				0701	0715		
Northampton (NMP) a				0608	0638						0716					0739		
Milton Keynes Central (MKC) a				0631	0657		0646			0656	0734					0804		
Watford Junction (WFJ) a				0653						0718s					0740s	0833		
London Euston (EUS)  a				0709	0741		0721			0735	0817				0756	0849		0806






Operator Train ID Days of operation/Notes 1st Class/Reservations/Bus Catering facilities	LM 2W03	LM 2102	LM 2G01 C	XC 1004 D	LM 1Y10	VT 1B24	LM 2A05 E	LM 1G03 F	VT 1B25	LM 2103 G	LM 1Y12	AW 1101 C	VT 9A46 H	LM 2G30 F	LM 2A99 E	LM 1G40 J	LM 2104 G	LM 2G03 C
Wolverhampton (WVH)  d	0618		0633	0640		0645	0648	0657				0711	0715	0706	0718	0727		0733
Tame Bridge Parkway (TAB) d														0720				
Coseley (CSY) d	0623						0653									0723		
Tipton (TIP) d	0626						0656									0726		
Dudley Port (DDP) d	0629						0659									0729		
Sandwell & Dudley (SAD) d	0633					0656	0703				0720	0725				0733		
Smethwick Galton Bridge (SGB)  d	0636		0644				0706	0709								0736	0740	0744
Smethwick Rolfe Street (SMR) d	0638						0708									0738		
Birmingham New Street (BHM)  a	0645		0653	0657		0708	0715	0720				0731	0735	0739	0745	0748		0752
Birmingham New Street (BHM)  d		0650		0703	0706	0717			0721	0724	0736	0739	0747					0750
Adderley Park (ADD) d		0655																0755
Stechford (SCF) d		0658								0731								0758
Lea Hall (LEH) d		0701								0734								0801
Marston Green (MGN) d		0705								0738								0805
Birmingham International (BHI) a		0708		0712	0716	0726			0731	0741	0745	0752	0756					0808
Birmingham International (BHI) d				0713	0716	0728			0733		0746		0758					
Hampton-in-Arden (HIA) d					0719						0749							
Berkswell (BKW) d					0724						0754							
Tile Hill (THL) d					0728						0758							
Canley (CNL) d					0731						0801							
Coventry (COV) d			0723a	0735	0740				0745	0805		0810						
Rugby (RUG) a				0745					0755	0815								
Northampton (NMP) a					0809						0839							
Milton Keynes Central (MKC) a					0834				0816		0904							
Watford Junction (WFJ) a									0838s		0933							
London Euston (EUS)  a					0918	0838			0854		0949		0906					






NOTES (see introductory pages for explanation of train operator codes and standard symbols)

- a Arrival time
- d Departure time
- s Stops to set down only
- A To Rugeley Trent Valley, see table 069
- B To Bournemouth, see table 050
- C From Shrewsbury, see table 075
- D From Manchester Piccadilly to Bournemouth, see table 050
- E To Walsall, see table 069
- F From Crewe, see table 076
- G From Rugeley Trent Valley, see table 069
- H From Manchester Piccadilly, see table 076
- J From Liverpool Lime Street, see table 076

Wolverhampton to Birmingham, Coventry and Rugby

Saturdays

Operator Train ID Days of operation/Notes 1st Class/Reservations/Bus Catering facilities	XC 1006 K	LM 1Y14	VT 9A47 L 1R X	VT 1B28 C 1R X	LM 2A07 E	LM 1G41 J	LM 2106 G	LM 1Y16	AW 1102 M	XC 1V45 N 1R X	LM 2G32 F	LM 2A09 E	VT 1B29 1R X	LM 2108 G	LM 2G05 C	XC 1008 D 1R X	LM 1Y18	VT 9A48 P 1R X
Wolverhampton (WVH)  d			0741	0745	0748	0757			0811	0815	0806	0818			0833	0839		0845
Tame Bridge Parkway (TAB) d											0820							
Coseley (CSY) d					0753							0823						
Tipton (TIP) d					0756							0826						
Dudley Port (DDP) d					0759							0829						
Sandwell & Dudley (SAD) d			0752	0757	0803				0820			0833						0856
Smethwick Galton Bridge (SGB)  d					0806	0810						0836			0844			
Smethwick Rolfe Street (SMR) d					0808							0838						
Birmingham New Street (BHM)  a			0804	0808	0815	0820			0832	0833	0839	0845			0852	0856		0906
Birmingham New Street (BHM)  d	0803	0806	0817	0821			0824	0836	0839				0847	0850		0903	0906	0917
Adderley Park (ADD) d														0855				
Stechford (SCF) d							0831							0858				
Lea Hall (LEH) d							0834							0901				
Marston Green (MGN) d							0838							0905				
Birmingham International (BHI) a	0812	0816	0826	0831			0841	0845	0852				0856	0908		0912	0916	0926
Birmingham International (BHI) d	0813	0816	0828	0833				0846					0858			0913	0916	0928
Hampton-in-Arden (HIA) d		0819						0849									0919	
Berkswell (BKW) d		0824						0854									0924	
Tile Hill (THL) d		0828						0858									0928	
Canley (CNL) d		0831						0901									0931	
Coventry (COV) d	0823a	0835	0840	0845				0905					0910			0923a	0935	0940
Rugby (RUG) a		0845		0855				0915									0945	
Northampton (NMP) a		0909						0939										1009
Milton Keynes Central (MKC) a		0934			0916			1004										1034
Watford Junction (WFJ) a				0938s				1033										
London Euston (EUS)  a		1017	0938	0954				1049					1006					1117






Operator Train ID Days of operation/Notes 1st Class/Reservations/Bus Catering facilities	LM 2A11 E	LM 1G43 J	VT 1B31 1R X	LM 2110 G	LM 1Y20	AW 1104 Q	XC 1V47 R 1R X	LM 2G36 F	LM 2A13 E	VT 1B32 1R X	LM 2112 G	LM 2G07 C	XC 1010 D 1R X	LM 1Y22	VT 9M48 S 1R X	LM 2A15 E	LM 1G45 J	VT 1B34 1R X
Wolverhampton (WVH)  d	0848	0857				0911	0915	0906	0918			0933	0939		0945	0948	0957	
Tame Bridge Parkway (TAB) d								0920										
Coseley (CSY) d	0853								0923							0953		
Tipton (TIP) d	0856								0926							0956		
Dudley Port (DDP) d	0859								0929							0959		
Sandwell & Dudley (SAD) d	0903					0920			0933					0956	1003			
Smethwick Galton Bridge (SGB)  d	0906	0910							0936			0944			1006	1010		
Smethwick Rolfe Street (SMR) d	0908								0938						1008			
Birmingham New Street (BHM)  a	0915	0920				0932	0933	0939	0945			0951	0956	1006	1015	1020		
Birmingham New Street (BHM)  d			0921	0924	0936	0939				0947	0950		1003	1006	1017			1021
Adderley Park (ADD) d											0955							
Stechford (SCF) d				0931							0958							
Lea Hall (LEH) d				0934							1001							
Marston Green (MGN) d				0938							1005							
Birmingham International (BHI) a			0931	0941	0945	0953				0956	1008		1012	1016	1026			1031
Birmingham International (BHI) d			0933		0946					0958			1013	1016	1028			1033
Hampton-in-Arden (HIA) d					0949									1019				
Berkswell (BKW) d					0954									1024				
Tile Hill (THL) d					0958									1028				
Canley (CNL) d					1001									1031				
Coventry (COV) d			0945		1005					1010			1023a	1035	1040			1045
Rugby (RUG) a			0955		1015									1045				1055
Northampton (NMP) a					1040									1109				
Milton Keynes Central (MKC) a			1016		1104									1134				1116
Watford Junction (WFJ) a			1038s		1133													1138s
London Euston (EUS)  a			1054		1149					1106				1217	1138			1154






NOTES (see introductory pages for explanation of train operator codes and standard symbols)

- a Arrival time
- d Departure time
- s Stops to set down only
- C From Shrewsbury, see table 075
- D From Manchester Piccadilly to Bournemouth, see table 050
- E To Walsall, see table 069
- F From Crewe, see table 076
- G From Rugeley Trent Valley, see table 069
- J From Liverpool Lime Street, see table 076
- K From Nottingham to Bournemouth, see table 050
- L From Preston, see table 065
- M From Aberystwyth, see table 075
- N From Manchester Piccadilly to Bristol Temple Meads, see table 050
- P From Lancaster, see table 065
- Q From Holyhead/Crewe, see table 075
- R From Manchester Piccadilly to Paignton, see table 050
- S From Glasgow Central, see table 065

Wolverhampton to Birmingham, Coventry and Rugby

Saturdays

Operator Train ID Days of operation/Notes 1st Class/Reservations/Bus Catering facilities	LM 2114 G	LM 1Y24	AW 1106 T I	XC 1V49 N I◇	LM 2G40 F	LM 2A17 E	VT 1B35 I I I	LM 2116 G	LM 2G09 C	XC 1O12 D I◇ I	LM 1Y26	VT 9M50 U I I I	LM 2A19 E	LM 1G47 J	LM 2118 G	LM 1Y28	AW 1108 V I	XC 1V51 N I◇ I	
Wolverhampton (WVH)  d			1011	1015	1006	1018			1033	1039		1045	1048	1057				1112	1115
Tame Bridge Parkway (TAB) d					1020														
Coseley (CSY) d						1023							1053						
Tipton (TIP) d						1026							1056						
Dudley Port (DDP) d						1029							1059						
Sandwell & Dudley (SAD) d			1020			1033						1056	1103					1121	
Smethwick Galton Bridge (SGB)  d						1036			1044				1106	1110					
Smethwick Rolfe Street (SMR) d						1038							1108						
Birmingham New Street (BHM)  a			1032	1033	1039	1045			1051	1056		1106	1115	1120				1132	1133
Birmingham New Street (BHM)  d	1024	1036	1039				1047	1050		1103	1106	1121			1124	1136	1140		
Adderley Park (ADD) d								1055											
Stechford (SCF) d	1031							1058							1131				
Lea Hall (LEH) d	1034							1101							1134				
Marston Green (MGN) d	1038							1105							1138				
Birmingham International (BHI) a	1041	1045	1052				1056	1108		1112	1116	1131			1141	1145	1154		
Birmingham International (BHI) d		1046					1058			1113	1116	1133						1146	
Hampton-in-Arden (HIA) d		1049									1119							1149	
Berkswell (BKW) d		1054									1124							1154	
Tile Hill (THL) d		1058									1128							1158	
Canley (CNL) d		1101									1131							1201	
Coventry (COV) d		1105					1110			1124a	1135	1145						1205	
Rugby (RUG) a		1115									1145	1155						1215	
Northampton (NMP) a		1139									1209							1239	
Milton Keynes Central (MKC) a		1204									1234	1215						1304	
Watford Junction (WFJ) a		1233										1238s						1333	
London Euston (EUS)  a		1249					1206				1317	1254						1349	






Operator Train ID Days of operation/Notes 1st Class/Reservations/Bus Catering facilities	LM 2G44 F	LM 2A21 E	VT 1B38 I I I	LM 2I20 G	LM 2G11 C	XC 1O14 D I◇ I	LM 1Y30	VT 9M51 S I I I	LM 2A23 E	LM 1G49 J	LM 2I22 G	LM 1Y32	AW 1110 W I	XC 1V53 N I◇ I	LM 2G46 F	LM 2A25 E	VT 1B41 I I I	LM 2I24 G	
Wolverhampton (WVH)  d	1106	1118			1133	1139		1145	1148	1157			1212	1215	1206	1218			
Tame Bridge Parkway (TAB) d	1120														1220				
Coseley (CSY) d		1123							1153									1223	
Tipton (TIP) d		1126							1156									1226	
Dudley Port (DDP) d		1129							1159									1229	
Sandwell & Dudley (SAD) d		1133						1156	1203				1221					1233	
Smethwick Galton Bridge (SGB)  d		1136			1144				1206	1210								1236	
Smethwick Rolfe Street (SMR) d		1138							1208									1238	
Birmingham New Street (BHM)  a	1139	1145			1151	1156		1206	1215	1220			1232	1233	1239	1245			
Birmingham New Street (BHM)  d			1147	1150		1203	1206	1221			1224	1236	1239					1247	1250
Adderley Park (ADD) d				1155															1255
Stechford (SCF) d				1158							1231								1258
Lea Hall (LEH) d				1201							1234								1301
Marston Green (MGN) d				1205							1238								1305
Birmingham International (BHI) a			1156	1208		1212	1216	1231			1241	1245	1253					1256	1308
Birmingham International (BHI) d			1158			1213	1216	1233				1246						1258	
Hampton-in-Arden (HIA) d							1219					1249							
Berkswell (BKW) d							1224					1254							
Tile Hill (THL) d							1228					1258							
Canley (CNL) d							1231					1301							
Coventry (COV) d			1210			1224a	1235	1245				1305						1310	
Rugby (RUG) a							1245	1255				1315							
Northampton (NMP) a							1309					1338							
Milton Keynes Central (MKC) a							1334	1315				1404							
Watford Junction (WFJ) a								1338s				1433							
London Euston (EUS)  a			1306				1417	1354				1449						1406	






NOTES (see introductory pages for explanation of train operator codes and standard symbols)

- a Arrival time
- d Departure time
- s Stops to set down only
- C From Shrewsbury, see table 075
- D From Manchester Piccadilly to Bournemouth, see table 050
- E To Walsall, see table 069
- F From Crewe, see table 076
- G From Rugeley Trent Valley, see table 069
- J From Liverpool Lime Street, see table 076
- N From Manchester Piccadilly to Bristol Temple Meads, see table 050
- S From Glasgow Central, see table 065
- T From Aberystwyth/Barmouth, see table 075
- U From Edinburgh, see table 065
- V From Holyhead, see table 075
- W From Aberystwyth/Pwllheli, see table 075

Wolverhampton to Birmingham, Coventry and Rugby

Saturdays

Operator Train ID Days of operation/Notes 1st Class/Reservations/Bus Catering facilities	LM 2G13 C	XC 1O16 D 1 1/2 1/2	LM 1Y34	VT 9M52 U 1 1/2 1/2	LM 2A27 E	LM 1G51 J	LM 2I26 G	LM 1Y36	AW 1I12 V 1 1/2	XC 1V55 N 1 1/2 1/2	LM 2G48 F	LM 2A29 E	VT 1B44	LM 2I28 G	LM 2G15 C	XC 1O18 D 1 1/2 1/2	LM 1Y38	VT 9A53 X 1 1/2 1/2
Wolverhampton (WVH)  d	1233	1239		1245	1248	1257			1312	1315	1306	1318			1333	1338		1345
Tame Bridge Parkway (TAB) d											1320							
Coseley (CSY) d					1253							1323						
Tipton (TIP) d					1256							1326						
Dudley Port (DDP) d					1259							1329						
Sandwell & Dudley (SAD) d				1256	1303				1321			1333						1356
Smethwick Galton Bridge (SGB)  d	1244				1306	1310						1336			1344			
Smethwick Rolfe Street (SMR) d					1308							1338						
Birmingham New Street (BHM)  a	1251	1256		1306	1315	1320			1332	1333	1339	1345			1351	1356		1406
Birmingham New Street (BHM)  d		1303	1306	1321			1324	1336	1339				1347	1350		1403	1406	1421
Adderley Park (ADD) d														1355				
Stechford (SCF) d							1331							1358				
Lea Hall (LEH) d							1334							1401				
Marston Green (MGN) d							1338							1405				
Birmingham International (BHI) a		1312	1316	1331			1341	1345	1353				1356	1408		1412	1416	1431
Birmingham International (BHI) d		1313	1316	1333				1346					1358			1413	1416	1433
Hampton-in-Arden (HIA) d			1319					1349									1419	
Berkswell (BKW) d			1324					1354									1424	
Tile Hill (THL) d			1328					1358									1428	
Canley (CNL) d			1331					1401									1431	
Coventry (COV) d		1324a	1335	1345				1405					1410			1424a	1435	1445
Rugby (RUG) a			1345	1355				1415									1445	1455
Northampton (NMP) a			1408					1439										1508
Milton Keynes Central (MKC) a			1434	1415				1504										1534
Watford Junction (WFJ) a				1438s				1533										1538s
London Euston (EUS)  a			1517	1454				1549					1506					1617






Operator Train ID Days of operation/Notes 1st Class/Reservations/Bus Catering facilities	LM 2A31 E	LM 1G53 J	LM 2I30 G	LM 1Y40	AW 1I14 W 1 1/2	XC 1V57 N 1 1/2 1/2	LM 2G50 F	LM 2A33 E	VT 1B47	LM 2I32 G	LM 2G17 C	XC 1O20 D 1 1/2 1/2	LM 1Y42	VT 9M54 U 1 1/2 1/2	LM 2A35 E	LM 1G55 J	LM 2I34 G	LM 1Y44
Wolverhampton (WVH)  d	1348	1357			1411	1415	1406	1418				1433	1439		1445	1448	1457	
Tame Bridge Parkway (TAB) d							1420											
Coseley (CSY) d	1353							1423									1453	
Tipton (TIP) d	1356							1426									1456	
Dudley Port (DDP) d	1359							1429									1459	
Sandwell & Dudley (SAD) d	1403				1420			1433					1456				1503	
Smethwick Galton Bridge (SGB)  d	1406	1410						1436			1444					1506	1510	
Smethwick Rolfe Street (SMR) d	1408							1438								1508		
Birmingham New Street (BHM)  a	1415	1420			1432	1433	1439	1445				1451	1456		1506	1515	1520	
Birmingham New Street (BHM)  d			1424	1436	1439			1447	1450			1503	1506	1521				1524
Adderley Park (ADD) d									1455									
Stechford (SCF) d			1431						1458									1531
Lea Hall (LEH) d			1434						1501									1534
Marston Green (MGN) d			1438						1505									1538
Birmingham International (BHI) a			1441	1445	1452				1456	1508		1512	1516	1531				1541
Birmingham International (BHI) d				1446					1458			1513	1516	1533				1546
Hampton-in-Arden (HIA) d				1449									1519					1549
Berkswell (BKW) d				1454									1524					1554
Tile Hill (THL) d				1458									1528					1558
Canley (CNL) d				1501									1531					1601
Coventry (COV) d				1505					1510			1524a	1535	1545				1605
Rugby (RUG) a				1515									1545	1555				1615
Northampton (NMP) a				1538									1608					1639
Milton Keynes Central (MKC) a				1604									1634	1615				1704
Watford Junction (WFJ) a				1633									1638s					1733
London Euston (EUS)  a				1649					1606				1717	1654				1749






NOTES (see introductory pages for explanation of train operator codes and standard symbols)

- a Arrival time
- d Departure time
- s Stops to set down only
- C From Shrewsbury, see table 075
- D From Manchester Piccadilly to Bournemouth, see table 050
- E To Walsall, see table 069
- F From Crewe, see table 076
- G From Rugeley Trent Valley, see table 069
- J From Liverpool Lime Street, see table 076
- N From Manchester Piccadilly to Bristol Temple Meads, see table 050
- U From Edinburgh, see table 065
- V From Holyhead, see table 075
- W From Aberystwyth/Pwllheli, see table 075
- X From Blackpool North, see table 065

Wolverhampton to Birmingham, Coventry and Rugby

Saturdays

Operator Train ID Days of operation/Notes 1st Class/Reservations/Bus Catering facilities	AW 1116 V	XC 1V59 R	LM 2G52 F	LM 2A37 E	VT 1B50	LM 2136 G	LM 2G19 C	XC 1O22 D	LM 1Y46	VT 9M55 S	LM 2A39 E	LM 1G57 J	LM 2138 G	LM 1Y48	AW 1118 W	XC 1V61 N	LM 2G54 F	VT 1B53
Wolverhampton (WVH)  d	1511	1515	1506	1518											1611	1615	1606	
Tame Bridge Parkway (TAB) d			1520														1620	
Coseley (CSY) d				1523							1553							
Tipton (TIP) d				1526							1556							
Dudley Port (DDP) d				1529							1559							
Sandwell & Dudley (SAD) d	1520			1533						1556	1603				1620			
Smethwick Galton Bridge (SGB)  d				1536			1544				1606	1610						
Smethwick Rolfe Street (SMR) d				1538							1608							
Birmingham New Street (BHM)  a	1532	1533	1539	1545				1551	1556		1606	1615	1620		1632	1633	1639	
Birmingham New Street (BHM)  d	1539				1547	1550		1603	1606	1621				1624	1636	1639		1647
Adderley Park (ADD) d						1555												
Stechford (SCF) d						1558								1631				
Lea Hall (LEH) d						1601								1634				
Marston Green (MGN) d						1605								1638				
Birmingham International (BHI) a	1553				1556	1608		1612	1616	1631				1641	1645	1652		1656
Birmingham International (BHI) d					1558			1613	1616	1633					1646			1658
Hampton-in-Arden (HIA) d									1619						1649			
Berkswell (BKW) d									1624						1654			
Tile Hill (THL) d									1628						1658			
Canley (CNL) d									1631						1701			
Coventry (COV) d					1610			1624a	1635	1645					1705			1710
Rugby (RUG) a									1645	1655					1715			
Northampton (NMP) a									1708						1738			
Milton Keynes Central (MKC) a									1734	1715					1804			
Watford Junction (WFJ) a										1738s					1833			
London Euston (EUS)  a					1706				1817	1754					1849			1806

Operator Train ID Days of operation/Notes 1st Class/Reservations/Bus Catering facilities	LM 2A41 E	LM 2140 G	LM 2G21 C	XC 1O24 D	LM 1Y50	VT 9M56 U	LM 2A43 E	LM 1G59 J	LM 2142 G	LM 1Y52	AW 1120 V	XC 1V63 N	LM 2G56 F	LM 2A45 E	VT 1B56	LM 2144 G	LM 2G23 C	XC 1O26 D	
Wolverhampton (WVH)  d	1618		1633	1639			1648	1657			1712	1715	1706	1718				1733	1739
Tame Bridge Parkway (TAB) d													1720						
Coseley (CSY) d	1623						1653												
Tipton (TIP) d	1626						1656												
Dudley Port (DDP) d	1629						1659												
Sandwell & Dudley (SAD) d	1633					1656	1703				1721								
Smethwick Galton Bridge (SGB)  d	1636		1644				1706	1710											
Smethwick Rolfe Street (SMR) d	1638						1708												
Birmingham New Street (BHM)  a	1647		1651	1656		1706	1715	1720			1732	1733	1739	1745				1751	1756
Birmingham New Street (BHM)  d		1650		1703	1706	1720			1724	1736	1739					1747	1750		1803
Adderley Park (ADD) d		1655															1755		
Stechford (SCF) d		1658							1731								1758		
Lea Hall (LEH) d		1701							1734								1801		
Marston Green (MGN) d		1705							1738								1805		
Birmingham International (BHI) a		1708		1712	1716	1730			1741	1745	1752					1756	1808		1812
Birmingham International (BHI) d				1713	1716	1733				1746						1758			1813
Hampton-in-Arden (HIA) d					1719					1749									
Berkswell (BKW) d					1724					1754									
Tile Hill (THL) d					1728					1758									
Canley (CNL) d					1731					1801									
Coventry (COV) d				1724a	1735	1745				1805						1810			1824a
Rugby (RUG) a					1745	1755				1815									
Northampton (NMP) a						1809				1838									
Milton Keynes Central (MKC) a						1834	1815			1904									
Watford Junction (WFJ) a							1838s			1933									
London Euston (EUS)  a					1917	1854				1949						1906			

NOTES (see introductory pages for explanation of train operator codes and standard symbols)

- a Arrival time
- d Departure time
- s Stops to set down only
- C From Shrewsbury, see table 075
- D From Manchester Piccadilly to Bournemouth, see table 050
- E To Walsall, see table 069
- F From Crewe, see table 076
- G From Rugeley Trent Valley, see table 069
- J From Liverpool Lime Street, see table 076
- N From Manchester Piccadilly to Bristol Temple Meads, see table 050
- R From Manchester Piccadilly to Paignton, see table 050
- S From Glasgow Central, see table 065
- U From Edinburgh, see table 065
- V From Holyhead, see table 075
- W From Aberystwyth/Pwllheli, see table 075

Wolverhampton to Birmingham, Coventry and Rugby

Saturdays

Operator Train ID Days of operation/Notes 1st Class/Reservations/Bus Catering facilities	LM 2Y54	VT 9A84 X [1][R] [X]	LM 2A47 E	LM 1G61 J	VT 1B58 [1][R] [X]	LM 2I46 G	LM 2Y56	AW 1I22 W	XC 1V65 N [1]◇	LM 2G58 F	LM 2A49 E	VT 1B59 [1][R] [X]	LM 2I48 G	LM 2G25 C	XC 1O28 D [1]◇ [X]	LM 2Y60	VT 9M47 U [1][R] [X]	LM 2A51 E	
Wolverhampton (WVH) [7] d		1745	1748	1757				1811	1815	1806	1818				1833	1839		1845	1848
Tame Bridge Parkway (TAB) d										1820									
Coseley (CSY) d			1753								1823								1853
Tipton (TIP) d			1756								1826								1856
Dudley Port (DDP) d			1759								1829								1859
Sandwell & Dudley (SAD) d		1756	1803					1820			1833							1856	1903
Smethwick Galton Bridge (SGB) [7] d			1806	1810							1836			1844					1906
Smethwick Rolfe Street (SMR) d			1808								1838								1908
Birmingham New Street (BHM) [12] a		1806	1815	1820				1832	1833	1839	1845			1851	1856			1906	1915
Birmingham New Street (BHM) [12] d	1806	1817			1821	1824	1836	1839				1847	1850		1903	1906	1921		
Adderley Park (ADD) d													1855						
Stechford (SCF) d						1831							1858						
Lea Hall (LEH) d						1834							1901						
Marston Green (MGN) d						1838							1905						
Birmingham International (BHI) a	1816	1826			1831	1841	1845	1852				1856	1908		1912	1916	1930		
Birmingham International (BHI) d	1816	1828			1833		1846					1858			1913	1916	1933		
Hampton-in-Arden (HIA) d		1819					1849									1919			
Berkswell (BKW) d		1824					1854									1924			
Tile Hill (THL) d		1828					1858									1928			
Canley (CNL) d		1831					1901									1931			
Coventry (COV) d		1835	1840		1845		1905					1910			1923a	1935	1945		
Rugby (RUG) a		1845			1855		1915									1945	1954		
Northampton (NMP) a		1909					1938											2008	
Milton Keynes Central (MKC) a		1934			1916		2002											2035	2017
Watford Junction (WFJ) a					1938s		2035											2111	2045s
London Euston (EUS) [15] a	2032	1936			1954		2054					2006						2130	2110






Operator Train ID Days of operation/Notes 1st Class/Reservations/Bus Catering facilities	LM 1G63 J	LM 2I50 G	LM 2Y62	AW 1I24 V [1]	XC 1G85 H [1]◇ [X]	LM 2G60 F	LM 2A53 E	LM 2I52 G	LM 2G27 C	XC 1O30 D [1]◇ [X]	LM 2Y64	VT 9M59 S [1][R] [X]	LM 2A55 E	LM 1G65 J	LM 2I54 G	LM 2Y66	AW 1I26 M	XC 1G86 H [1]◇ [X]	
Wolverhampton (WVH) [7] d	1857			1911	1915	1906	1918		1933	1939		1945	1948	1957				2011	2015
Tame Bridge Parkway (TAB) d						1920													
Coseley (CSY) d							1923						1953						
Tipton (TIP) d							1926						1956						
Dudley Port (DDP) d							1929						1959						
Sandwell & Dudley (SAD) d				1920			1933					1956	2003					2020	
Smethwick Galton Bridge (SGB) [7] d	1910						1936		1944				2006	2010					
Smethwick Rolfe Street (SMR) d							1938						2008						
Birmingham New Street (BHM) [12] a	1920			1932	1933	1939	1945		1951	1956		2006	2015	2020				2032	2033
Birmingham New Street (BHM) [12] d		1924	1936	1939				1950		2003	2006	2021				2024	2036	2039	
Adderley Park (ADD) d								1955											
Stechford (SCF) d		1931						1958							2031				
Lea Hall (LEH) d		1934						2001							2034				
Marston Green (MGN) d		1938						2005							2038				
Birmingham International (BHI) a		1941	1945	1952				2008		2012	2016	2030			2041	2045	2052		
Birmingham International (BHI) d			1946							2013	2016	2033						2046	
Hampton-in-Arden (HIA) d			1949								2019							2049	
Berkswell (BKW) d			1954								2024							2054	
Tile Hill (THL) d			1958								2028							2058	
Canley (CNL) d			2001								2031							2101	
Coventry (COV) d			2005							2024a	2035	2045						2105	
Rugby (RUG) a			2015								2045	2054						2115	
Northampton (NMP) a			2039								2108							2138	
Milton Keynes Central (MKC) a			2105								2117							2208	
Watford Junction (WFJ) a			2142								2217	2150s						2243	
London Euston (EUS) [15] a			2203								2240	2214						2304	






NOTES (see introductory pages for explanation of train operator codes and standard symbols)

- a Arrival time
- d Departure time
- s Stops to set down only
- C From Shrewsbury, see table 075
- D From Manchester Piccadilly to Bournemouth, see table 050
- E To Walsall, see table 069
- F From Crewe, see table 076
- G From Rugeley Trent Valley, see table 069
- H From Manchester Piccadilly, see table 076
- J From Liverpool Lime Street, see table 076
- M From Aberystwyth, see table 075
- N From Manchester Piccadilly to Bristol Temple Meads, see table 050
- S From Glasgow Central, see table 065
- U From Edinburgh, see table 065
- V From Holyhead, see table 075
- W From Aberystwyth/Pwllheli, see table 075
- X From Blackpool North, see table 065

Wolverhampton to Birmingham, Coventry and Rugby

Saturdays

Operator Train ID Days of operation/Notes 1st Class/Reservations/Bus Catering facilities	LM 2G62 F	LM 2A57 E	LM 2156 G	LM 2G29 C	XC 1034 Y 1 1◇ ♠	LM 2Y68	VT 9M60 U 1 1R ⊠	LM 2A59 E	LM 1G67 J	LM 2158 G	LM 2Y72	LM 2G64 F	LM 2A61 E	LM 2160 G	LM 2G31 C	VT 1B66	XC 1G81 H 1 1◇	LM 2Y74
Wolverhampton (WVH)  d	2006	2018		2033	2039		2045	2048	2057			2105	2118		2133	2137	2141	
Tame Bridge Parkway (TAB) d	2020											2119						
Coseley (CSY) d		2023						2053					2123					
Tipton (TIP) d		2026						2056					2126					
Dudley Port (DDP) d		2029						2059					2129					
Sandwell & Dudley (SAD) d		2033					2056	2103					2133		2148			
Smethwick Galton Bridge (SGB)  d		2036		2044				2106	2110				2136		2144			
Smethwick Rolfe Street (SMR) d		2038						2108					2138					
Birmingham New Street (BHM)  a	2039	2045		2051	2056		2105	2115	2120			2139	2145		2151	2157	2200	
Birmingham New Street (BHM)  d			2050		2103	2106	2121			2124	2136			2150		2203		2206
Adderley Park (ADD) d			2055											2155				
Stechford (SCF) d			2058							2131				2158				
Lea Hall (LEH) d			2101							2134				2201				
Marston Green (MGN) d			2105							2138				2205				
Birmingham International (BHI) a			2108		2112	2116	2130			2141	2145			2208		2212		2215
Birmingham International (BHI) d					2113	2116	2133					2146				2214		2216
Hampton-in-Arden (HIA) d						2119						2149						2219
Berkswell (BKW) d						2124						2154						2224
Tile Hill (THL) d						2128						2158						2227
Canley (CNL) d						2131						2201						2231
Coventry (COV) d					2124a	2135	2145					2205				2226		2235
Rugby (RUG) a						2145	2154					2215				2236		2245
Northampton (NMP) a						2207						2238						2308
Milton Keynes Central (MKC) a						2225	2218					2306				2259		2340
Watford Junction (WFJ) a						2312	2248s					2353				2334s		0014
London Euston (EUS)  a						2333	2310					0015				0001		0033

Operator Train ID Days of operation/Notes 1st Class/Reservations/Bus Catering facilities	LM 2170	LM 1G69 J	LM 2G66 F	AW 1G75 M	LM 2W65	VT 9M61 S 1 1R ⊠	LM 2G33 C	LM 2Y76	XC 1G91 H 1 1◇	VT 9M62 U 1 1R ⊠	LM 2H19 Z	LM 2C10	LM 1C71 J	AW 1G76 V	LM 2G35 C
Wolverhampton (WVH)  d	2148	2157	2206	2211	2218	2227	2233		2239	2244	2248		2257	2311	2333
Tame Bridge Parkway (TAB) d															
Coseley (CSY) d	2153				2223						2253				
Tipton (TIP) d	2156				2226						2256				
Dudley Port (DDP) d	2159				2229						2259				
Sandwell & Dudley (SAD) d	2203			2220	2223	2238			2256	2303				2320	
Smethwick Galton Bridge (SGB)  d	2206	2210			2236		2244				2306		2310		2344
Smethwick Rolfe Street (SMR) d	2208				2238						2308				
Birmingham New Street (BHM)  a	2215	2218	2225	2231	2245	2248	2251		2257	2305	2315		2318	2332	2351
Birmingham New Street (BHM)  d	2222						2251					2316	2322		
Adderley Park (ADD) d	2227												2327		
Stechford (SCF) d	2230												2331		
Lea Hall (LEH) d	2233												2334		
Marston Green (MGN) d	2237						2259						2337		
Birmingham International (BHI) a	2240							2302				2325	2340		
Birmingham International (BHI) d								2303				2326	2341		
Hampton-in-Arden (HIA) d								2306				2329			
Berkswell (BKW) d								2311				2334			
Tile Hill (THL) d								2314				2337			
Canley (CNL) d								2318				2341			
Coventry (COV) d								2321				2344a	2350a		
Rugby (RUG) a								2331							
Northampton (NMP) a								2355							
Milton Keynes Central (MKC) a															
Watford Junction (WFJ) a															
London Euston (EUS)  a															

NOTES (see introductory pages for explanation of train operator codes and standard symbols)

- a Arrival time
- d Departure time
- s Stops to set down only
- C From Shrewsbury, see table 075
- E To Walsall, see table 069
- F From Crewe, see table 076
- G From Rugeley Trent Valley, see table 069
- H From Manchester Piccadilly, see table 076
- J From Liverpool Lime Street, see table 076
- M From Aberystwyth, see table 075
- S From Glasgow Central, see table 065
- U From Edinburgh, see table 065
- V From Holyhead, see table 075
- Y From Manchester Piccadilly to Southampton Central, see table 050
- Z To Hednesford, see table 075

Wolverhampton to Birmingham, Coventry and Rugby

Sundays

Operator Train ID Days of operation/Notes 1st Class/Reservations/Bus Catering facilities	VT 1B29	LM 2Y02	LM 2H01 A	LM 2A09 B	VT 1B31	XC 1O08 C	LM 2Y06	AW 1100 D	VT 1B32	LM 2Y08	LM 2A13 B	LM 2G02 D	XC 1O10 E	LM 2Y10	AW 1102 D	VT 1B35	LM 1Y12	LM 2G42 F
Wolverhampton (WVH) d	0801		0813	0818	0833			0848	0901		0918	0933	0940		0957	1001		1009
Tame Bridge Parkway (TAB) d																		1021
Coseley (CSY) d			0818	0823							0923							
Tipton (TIP) d				0826							0926							
Dudley Port (DDP) d				0829							0929							
Sandwell & Dudley (SAD) d	0812		0825	0833	0844			0857	0912		0933				1006	1012		
Smethwick Galton Bridge (SGB) d			0828	0836							0936	0944						
Smethwick Rolfe Street (SMR) d				0838							0938							
Birmingham New Street (BHM) a	0821		0835	0845	0853			0909	0921		0945	0951	0956		1017	1021		1039
Birmingham New Street (BHM) d	0826	0832			0856	0904	0907	0919	0930	0934			1003	1006	1022	1030	1034	
Adderley Park (ADD) d							0912											
Stechford (SCF) d		0839					0915			0941				1013				
Lea Hall (LEH) d		0842					0918			0944				1016				
Marston Green (MGN) d		0845					0922			0947				1020				1042
Birmingham International (BHI) a	0835	0848			0906	0913	0925	0931	0939	0950			1012	1023	1034	1039	1045	
Birmingham International (BHI) d	0837	0849			0907	0914	0925		0941	0951			1013	1023		1041	1046	
Hampton-in-Arden (HIA) d		0852								0954								1049
Berkswell (BKW) d		0857					0931			0959								1054
Tile Hill (THL) d		0901					0935			1003				1032				1058
Canley (CNL) d		0904					0939			1006								1101
Coventry (COV) d	0849	0908			0919c	0924a	0944		0953	1010			1024a	1037		1053	1108e	
Rugby (RUG) a	0858	0918					0954		1002	1020				1047		1103	1120	
Northampton (NMP) a		0942					1018			1041				1107				1145
Milton Keynes Central (MKC) a	0937				1002		1048		1038	1058				1130		1138	1203	
Watford Junction (WFJ) a	1005s				1031s		1125		1110s	1138				1209		1206s	1235	
London Euston (EUS) a	1028				1056		1146		1134	1203				1228		1223	1251	






Operator Train ID Days of operation/Notes 1st Class/Reservations/Bus Catering facilities	LM 2A17 B	LM 2I50 G	LM 2G04 D	XC 1O12 E	LM 1Y14	AW 1104 H	VT 1B37	LM 1Y16	LM 2G44 F	VT 1B38	LM 2A21 B	LM 2I52 G	LM 2G06 D	XC 1O14 E	VT 9G51 J	LM 1Y18	VT 1B39	VT 1B40 D	
Wolverhampton (WVH) d	1018		1033	1039		1054	1101		1106	1115	1118		1133	1142	1136			1145	1153
Tame Bridge Parkway (TAB) d									1120										
Coseley (CSY) d	1023										1123								
Tipton (TIP) d	1026										1126								
Dudley Port (DDP) d	1029										1129								
Sandwell & Dudley (SAD) d	1033					1103	1112			1126	1133						1156		
Smethwick Galton Bridge (SGB) d	1036		1044								1136		1144						
Smethwick Rolfe Street (SMR) d	1038										1138								
Birmingham New Street (BHM) a	1045		1051	1056		1115	1121		1139	1140	1146		1151	1158	1203		1206	1210	
Birmingham New Street (BHM) d		1050		1103	1106	1117	1126	1134		1147		1150		1203		1206	1217	1221	
Adderley Park (ADD) d		1055										1155							
Stechford (SCF) d		1058										1158							
Lea Hall (LEH) d		1101										1201							
Marston Green (MGN) d		1105						1142				1205							
Birmingham International (BHI) a		1108		1112	1116	1130	1135	1145		1156		1208		1212		1216	1226	1231	
Birmingham International (BHI) d				1113	1116		1137	1146		1158				1213		1216	1228	1233	
Hampton-in-Arden (HIA) d					1119			1149								1219			
Berkswell (BKW) d					1124			1154								1224			
Tile Hill (THL) d					1128			1157								1228			
Canley (CNL) d					1131			1201								1231			
Coventry (COV) d			1124a	1136		1149	1204		1210				1224a		1235	1240	1245		
Rugby (RUG) a				1147		1158	1215									1245		1255	
Northampton (NMP) a					1209			1237									1308		
Milton Keynes Central (MKC) a					1231		1221	1304									1330		
Watford Junction (WFJ) a								1334										1339s	
London Euston (EUS) a					1315		1258	1350		1310						1415	1339	1355	






NOTES (see introductory pages for explanation of train operator codes and standard symbols)

- a Arrival time
- d Departure time
- s Stops to set down only
- c Arrives 3 minutes earlier
- e Arrives 4 minutes earlier
- A To Rugeley Trent Valley, see table 069
- B To Walsall, see table 069
- C To Bournemouth, see table 050
- D From Shrewsbury, see table 075
- E From Manchester Piccadilly to Bournemouth, see table 050
- F From Crewe, see table 076
- G From Rugeley Trent Valley, see table 069
- H From Chester, see table 075
- J From Preston, see table 065

Wolverhampton to Birmingham, Coventry and Rugby

Sundays

Operator Train ID Days of operation/Notes 1st Class/Reservations/Bus Catering facilities	LM 1G49 K	VT 1Z40	LM 1Y20	AW 1106 L L L	LM 2G46 F	VT 1B41	LM 2A25 B	LM 2I54 G	LM 2G08 D	XC 1O16 E E E	LM 1Y22	VT 9A52 J J J	LM 1G51 K	LM 1Y24	AW 1108 H H H	LM 2G48 F	LM 2A29 B	VT 1B44	
Wolverhampton (WVH)  d	1157			1212	1206	1215	1218		1233	1239		1245	1257			1312	1306	1318	
Tame Bridge Parkway (TAB) d					1220												1320		
Coseley (CSY) d							1223											1323	
Tipton (TIP) d							1226											1326	
Dudley Port (DDP) d							1229											1329	
Sandwell & Dudley (SAD) d				1221		1226	1233					1256			1321			1333	
Smethwick Galton Bridge (SGB)  d	1210						1236		1244				1310					1336	
Smethwick Rolfe Street (SMR) d							1238											1338	
Birmingham New Street (BHM)  a	1218			1232	1239	1240	1246		1251	1256		1306	1318		1332	1339	1345		
Birmingham New Street (BHM)  d		1221	1233	1239		1247		1250		1303	1306	1321		1333	1339				1347
Adderley Park (ADD) d								1255											
Stechford (SCF) d								1258											
Lea Hall (LEH) d								1301											
Marston Green (MGN) d			1242					1305						1341					
Birmingham International (BHI) a		1231	1245	1252		1256		1308		1312	1316	1331		1344	1352				1356
Birmingham International (BHI) d		1233	1245			1258				1313	1316	1333		1345					1358
Hampton-in-Arden (HIA) d			1248								1319			1348					
Berkswell (BKW) d			1253								1324			1353					
Tile Hill (THL) d			1257								1328			1357					
Canley (CNL) d			1300								1331			1400					
Coventry (COV) d		1245	1304			1310					1335	1345		1404					1410
Rugby (RUG) a		1255	1314							1324a	1335	1345		1404					1410
Northampton (NMP) a			1337								1407			1438					
Milton Keynes Central (MKC) a		1316	1404								1431	1415		1504					
Watford Junction (WFJ) a		1339s	1434								1439s			1534					
London Euston (EUS)  a		1355	1450			1407					1515	1455		1550					1507






Operator Train ID Days of operation/Notes 1st Class/Reservations/Bus Catering facilities	LM 2I56 G	LM 2G10 D	XC 1O18 E E E	LM 1Y26	VT 9M53 M M M	LM 1G53 K	LM 1Y28	AW 1110 N N N	XC 1V57 P P P	LM 2G50 F	LM 2A33 B	VT 1B47	LM 2I58 G	LM 2G12 D	XC 1O20 E E E	LM 1Y30	VT 9M54 Q Q Q	LM 1G55 K	
Wolverhampton (WVH)  d		1333	1339		1345	1357		1411	1415	1406	1418				1433	1439		1445	1457
Tame Bridge Parkway (TAB) d										1420									
Coseley (CSY) d											1423								
Tipton (TIP) d											1426								
Dudley Port (DDP) d											1429								
Sandwell & Dudley (SAD) d					1356			1420			1433							1456	
Smethwick Galton Bridge (SGB)  d		1344				1410					1436			1444					1510
Smethwick Rolfe Street (SMR) d											1438								
Birmingham New Street (BHM)  a		1351	1356		1406	1418		1432	1433	1439	1445			1451	1456		1506	1518	
Birmingham New Street (BHM)  d	1350		1403	1406	1421		1433	1439				1447	1450		1503	1506	1521		
Adderley Park (ADD) d	1355												1455						
Stechford (SCF) d	1358												1458						
Lea Hall (LEH) d	1401												1501						
Marston Green (MGN) d	1405						1441						1505						
Birmingham International (BHI) a	1408		1412	1416	1431		1444	1452				1456	1508		1512	1516	1531		
Birmingham International (BHI) d			1413	1416	1433		1445					1458			1513	1516	1533		
Hampton-in-Arden (HIA) d				1419			1448									1519			
Berkswell (BKW) d				1424			1453									1524			
Tile Hill (THL) d				1428			1457									1528			
Canley (CNL) d				1431			1500									1531			
Coventry (COV) d			1423a	1435	1445		1504					1510			1523a	1535	1545		
Rugby (RUG) a				1445	1455		1514									1545	1555		
Northampton (NMP) a				1507			1537										1607		
Milton Keynes Central (MKC) a				1531	1515		1604										1631	1615	
Watford Junction (WFJ) a					1539s		1634										1639s		
London Euston (EUS)  a				1615	1555		1650					1607				1715	1655		






NOTES (see introductory pages for explanation of train operator codes and standard symbols)

- a Arrival time
- d Departure time
- s Stops to set down only
- B To Walsall, see table 069
- D From Shrewsbury, see table 075
- E From Manchester Piccadilly to Bournemouth, see table 050
- F From Crewe, see table 076
- G From Rugeley Trent Valley, see table 069
- H From Chester, see table 075
- J From Preston, see table 065
- K From Liverpool Lime Street, see table 065
- L From Aberystwyth, see table 075
- M From Glasgow Central, see table 065
- N From Aberystwyth/Pwllheli, see table 075
- P From Manchester Piccadilly to Paignton, see table 050
- Q From Edinburgh, see table 065

Wolverhampton to Birmingham, Coventry and Rugby

Sundays

Operator Train ID Days of operation/Notes 1st Class/Reservations/Bus Catering facilities	LM 1Y32	AW 1112 H	XC 1V59 R 1◇ ⌘	LM 2G52 F	LM 2A37 B	VT 1B50	LM 2I60 G	LM 2G14 D	XC 1O22 E 1◇ ⌘	LM 1Y34	VT 9M55 M 1◇ ⌘	LM 1G57 K	VT 1B52	LM 1Y36	AW 1114 N 1◇ ⌘	XC 1V61 R 1◇ ⌘	LM 2G54 F	LM 2A41 B
Wolverhampton (WVH)  d		1511	1515	1506	1518			1533	1539		1545	1557			1611	1615	1606	1618
Tame Bridge Parkway (TAB) d				1520													1620	
Coseley (CSY) d					1523													1623
Tipton (TIP) d					1526													1626
Dudley Port (DDP) d					1529													1629
Sandwell & Dudley (SAD) d		1520			1533						1556				1620			1633
Smethwick Galton Bridge (SGB)  d					1536			1544				1610						1636
Smethwick Rolfe Street (SMR) d					1538													1638
Birmingham New Street (BHM)  a		1532	1533	1539	1545			1551	1556		1606	1618			1632	1633	1639	1645
Birmingham New Street (BHM)  d	1533	1539				1547	1550		1603	1606	1617		1621	1633	1639			
Adderley Park (ADD) d							1555											
Stechford (SCF) d							1558											
Lea Hall (LEH) d							1601											
Marston Green (MGN) d	1541						1605							1641				
Birmingham International (BHI) a	1544	1551				1557	1608		1612	1616	1626		1631	1644	1655			
Birmingham International (BHI) d	1545					1558			1613	1616	1628		1633	1645				
Hampton-in-Arden (HIA) d	1548								1619	1624				1648				
Berkswell (BKW) d	1553								1624	1628				1653				
Tile Hill (THL) d	1557								1628	1631				1657				
Canley (CNL) d	1600								1631	1635	1640		1645	1700				
Coventry (COV) d	1604					1610			1623a	1635	1640		1645	1704				
Rugby (RUG) a	1614								1645	1645			1655	1714				
Northampton (NMP) a	1636								1707					1736				
Milton Keynes Central (MKC) a	1703								1731				1716	1803				
Watford Junction (WFJ) a	1733											1739s	1833					
London Euston (EUS)  a	1749					1707			1815	1739		1755	1849					

Operator Train ID Days of operation/Notes 1st Class/Reservations/Bus Catering facilities	VT 1B53	LM 2I64 G	LM 2G16 D	XC 1O24 E 1◇ ⌘	LM 1Y38	VT 9M56 Q 1◇ ⌘	LM 1G59 K	VT 1B55	LM 1Y40	AW 1116 H	XC 1V63 R 1◇ ⌘	LM 2G56 F	LM 2A45 B	VT 1B56	LM 2I68 G	LM 2G18 D	XC 1O26 E 1◇ ⌘	LM 1Y42
Wolverhampton (WVH)  d			1633	1639		1645	1657			1711	1715	1706	1718				1733	1739
Tame Bridge Parkway (TAB) d												1720						
Coseley (CSY) d													1723					
Tipton (TIP) d													1726					
Dudley Port (DDP) d													1729					
Sandwell & Dudley (SAD) d					1656				1720				1733					
Smethwick Galton Bridge (SGB)  d			1644			1710							1736		1744			
Smethwick Rolfe Street (SMR) d													1738					
Birmingham New Street (BHM)  a			1651	1656		1706	1718		1731	1733	1739	1745			1751	1756		
Birmingham New Street (BHM)  d	1647	1650		1703	1706	1717		1721	1733	1739				1747	1750		1803	1806
Adderley Park (ADD) d		1655													1755			
Stechford (SCF) d		1658													1758			
Lea Hall (LEH) d		1701													1801			
Marston Green (MGN) d		1705							1741						1805			
Birmingham International (BHI) a	1656	1708		1712	1715	1726		1731	1744	1752				1757	1808		1812	1816
Birmingham International (BHI) d	1658			1713	1715	1728		1733	1745					1758			1813	1816
Hampton-in-Arden (HIA) d					1718				1748									1819
Berkswell (BKW) d					1723				1753									1824
Tile Hill (THL) d					1727				1757									1828
Canley (CNL) d					1730				1800									1831
Coventry (COV) d	1710			1723a	1734	1740		1745	1804				1810				1823a	1835
Rugby (RUG) a					1744			1755	1814									1845
Northampton (NMP) a					1807				1839									1907
Milton Keynes Central (MKC) a					1831			1816	1904									1931
Watford Junction (WFJ) a								1839s	1934									
London Euston (EUS)  a	1807				1915	1839		1855	1950					1907				2015

NOTES (see introductory pages for explanation of train operator codes and standard symbols)

- a Arrival time
- d Departure time
- s Stops to set down only
- B To Walsall, see table 069
- D From Shrewsbury, see table 075
- E From Manchester Piccadilly to Bournemouth, see table 050
- F From Crewe, see table 076
- G From Rugeley Trent Valley, see table 069
- H From Chester, see table 075
- K From Liverpool Lime Street, see table 065
- M From Glasgow Central, see table 065
- N From Aberystwyth/Pwllheli, see table 075
- Q From Edinburgh, see table 065
- R From Manchester Piccadilly to Bristol Temple Meads, see table 050

Wolverhampton to Birmingham, Coventry and Rugby

Sundays

Operator Train ID Days of operation/Notes 1st Class/Reservations/Bus Catering facilities	VT 9M57 M	LM 1G61 K	LM 1Y44	AW 1118 N	XC 1V65 R	LM 2G58 F	LM 2A49 B	VT 1B59	LM 2172 G	LM 2G20 D	XC 1O28 E	LM 1Y46	VT 9M47 Q	LM 1G63 K	LM 2Y48	AW 1120 H	XC 1G85 S	LM 2G60 F
Wolverhampton (WVH) d	1745	1757		1811	1815	1806	1818			1833	1839		1845	1857		1911	1915	1906
Tame Bridge Parkway (TAB) d						1820												1920
Coseley (CSY) d							1823											
Tipton (TIP) d							1826											
Dudley Port (DDP) d							1829											
Sandwell & Dudley (SAD) d	1756			1820			1833						1856			1920		
Smethwick Galton Bridge (SGB) d		1810					1836			1844				1910				
Smethwick Rolfe Street (SMR) d							1838											
Birmingham New Street (BHM) a	1806	1818		1832	1833	1839	1845			1851	1856		1906	1918		1932	1933	1939
Birmingham New Street (BHM) d	1821		1834	1839				1847	1850		1903	1906	1921		1933	1939		
Adderley Park (ADD) d									1855									
Stechford (SCF) d									1858									
Lea Hall (LEH) d									1901									
Marston Green (MGN) d			1842						1905							1940		
Birmingham International (BHI) a	1831		1845	1851				1856	1908		1912	1915	1931		1944	1952		
Birmingham International (BHI) d	1833		1846					1858			1913	1915	1933		1944			
Hampton-in-Arden (HIA) d			1849									1918			1947			
Berkswell (BKW) d			1854									1923			1952			
Tile Hill (THL) d			1858									1927			1956			
Canley (CNL) d			1901									1930			1959			
Coventry (COV) d	1845		1905					1910			1923a	1934	1945		2003			
Rugby (RUG) a	1855		1915									1945	1955		2014			
Northampton (NMP) a			1937									2008			2037			
Milton Keynes Central (MKC) a	1915		2004									2032	2015					
Watford Junction (WFJ) a	1939s		2034										2039s					
London Euston (EUS) a	1955		2050					2007				2124	2056					






Operator Train ID Days of operation/Notes 1st Class/Reservations/Bus Catering facilities	LM 2A53 B	VT 1B62	LM 2176 G	LM 2G22 D	XC 1O30 T	LM 2Y50	VT 9M59 M	LM 1G65 K	LM 2Y52	AW 1122 N	LM 2G62 F	LM 2A57 B	LM 2180 G	LM 2G24 D	XC 1V89 U	LM 2Y54	VT 9M60 Q	LM 1G67 K	
Wolverhampton (WVH) d	1918			1933	1939		1945	1957		2011	2006	2018			2033	2039		2045	2058
Tame Bridge Parkway (TAB) d											2020								
Coseley (CSY) d	1923											2023							
Tipton (TIP) d	1926											2026							
Dudley Port (DDP) d	1929											2029							
Sandwell & Dudley (SAD) d	1933						1956			2020		2033					2056		
Smethwick Galton Bridge (SGB) d	1936			1944				2010				2036		2044				2110	
Smethwick Rolfe Street (SMR) d	1938											2038							
Birmingham New Street (BHM) a	1945			1951	1956		2006	2018		2032	2039	2045			2051	2056		2105	2118
Birmingham New Street (BHM) d		1947	1950		2003	2006	2021		2034	2039			2048		2103	2106	2121		
Adderley Park (ADD) d			1955										2053			2111			
Stechford (SCF) d			1958										2056			2115			
Lea Hall (LEH) d			2001										2059			2118			
Marston Green (MGN) d			2005						2042				2103			2121			
Birmingham International (BHI) a		1956	2008		2012	2016	2030		2045	2052			2106		2113	2124	2130		
Birmingham International (BHI) d		1958			2013	2016	2033		2046						2114	2125	2133		
Hampton-in-Arden (HIA) d						2018			2049										
Berkswell (BKW) d						2024			2054										
Tile Hill (THL) d						2028			2058							2133			
Canley (CNL) d						2031			2101										
Coventry (COV) d		2010			2024a	2035	2045		2105					2125a		2138	2145		
Rugby (RUG) a						2045	2054		2115							2148	2154		
Northampton (NMP) a						2108			2137							2211			
Milton Keynes Central (MKC) a						2142	2117									2235	2229		
Watford Junction (WFJ) a						2225	2148s									2317	2301s		
London Euston (EUS) a		2107				2246	2211									2339	2322		






NOTES (see introductory pages for explanation of train operator codes and standard symbols)

- a Arrival time
- d Departure time
- s Stops to set down only
- B To Walsall, see table 069
- D From Shrewsbury, see table 075
- E From Manchester Piccadilly to Bournemouth, see table 050
- F From Crewe, see table 076
- G From Rugeley Trent Valley, see table 069
- H From Chester, see table 075
- K From Liverpool Lime Street, see table 065
- M From Glasgow Central, see table 065
- N From Aberystwyth/Pwllheli, see table 075
- Q From Edinburgh, see table 065
- R From Manchester Piccadilly to Bristol Temple Meads, see table 050
- S From Manchester Piccadilly, see table 076
- T From Manchester Piccadilly to Southampton Central, see table 050
- U From Manchester Piccadilly to Reading, see table 050

Wolverhampton to Birmingham, Coventry and Rugby

Sundays

Operator Train ID Days of operation/Notes 1st Class/Reservations/Bus Catering facilities	LM 2Y56	AW 1124 H	LM 2G64 F	LM 2A61 B	LM 2G26 D	LM 2Y58	AW 1126 V	LM 1G69 K	VT 1B66	AW 1128 L	LM 2G66 F	LM 2Y60	LM 2A65 B	XC 1G91 S 1◇	VT 9M63 M 11	VT 9M62 Q 11	LM 2G28 D	LM 2C37
Wolverhampton (WVH)  d		2112	2106	2118	2133		2152	2157	2203	2212	2206		2218	2228	2231	2239	2245	
Tame Bridge Parkway (TAB) d			2120								2220							
Coseley (CSY) d				2123									2223					
Tipton (TIP) d				2126									2226					
Dudley Port (DDP) d				2129									2229					
Sandwell & Dudley (SAD) d		2121		2133			2201		2214	2221			2233		2242		2254	
Smethwick Galton Bridge (SGB)  d				2136	2144			2210					2236					
Smethwick Rolfe Street (SMR) d				2138									2238					
Birmingham New Street (BHM)  a		2132	2139	2145	2151		2211	2218	2223	2232	2237		2245	2248	2251	2257	2304	
Birmingham New Street (BHM)  d	2136	2139				2210	2220		2230	2234		2237			2256			2314
Adderley Park (ADD) d						2215						2242						2319
Stechford (SCF) d						2218						2245						2324
Lea Hall (LEH) d						2221						2248						2327
Marston Green (MGN) d	2144					2225						2252						2330
Birmingham International (BHI) a	2147	2151				2228	2233		2239	2249		2255			2310			2333
Birmingham International (BHI) d	2148					2228			2241			2256			2312			2334
Hampton-in-Arden (HIA) d	2151					2231						2259						2337
Berkswell (BKW) d	2156					2236						2304						2342
Tile Hill (THL) d	2200					2240						2308						2347
Canley (CNL) d	2203					2243						2311						2350
Coventry (COV) d	2208					2247			2253			2315			2323			2353a
Rugby (RUG) a	2219					2257			2302			2325			2334			
Northampton (NMP) a	2241					2318						2348			2355s			
Milton Keynes Central (MKC) a						2343			2336						0014s			
Watford Junction (WFJ) a						0026			0006s						0044s			
London Euston (EUS)  a						0047			0028						0103			

Operator Train ID Days of operation/Notes 1st Class/Reservations/Bus	LM 1G71 K	LM 2A67 B	XC 1G92 S 1◇
Wolverhampton (WVH)  d	2257	2303	2318
Tame Bridge Parkway (TAB) d			
Coseley (CSY) d		2308	
Tipton (TIP) d		2311	
Dudley Port (DDP) d		2314	
Sandwell & Dudley (SAD) d		2318	
Smethwick Galton Bridge (SGB)  d	2310	2321	
Smethwick Rolfe Street (SMR) d		2323	
Birmingham New Street (BHM)  a	2318	2330	2334
Birmingham New Street (BHM)  d			
Adderley Park (ADD) d			
Stechford (SCF) d			
Lea Hall (LEH) d			
Marston Green (MGN) d			
Birmingham International (BHI) a			
Birmingham International (BHI) d			
Hampton-in-Arden (HIA) d			
Berkswell (BKW) d			
Tile Hill (THL) d			
Canley (CNL) d			
Coventry (COV) d			
Rugby (RUG) a			
Northampton (NMP) a			
Milton Keynes Central (MKC) a			
Watford Junction (WFJ) a			
London Euston (EUS)  a			

NOTES (see introductory pages for explanation of train operator codes and standard symbols)

- a Arrival time
- d Departure time
- s Stops to set down only
- B To Walsall, see table 069
- D From Shrewsbury, see table 075
- F From Crewe, see table 076
- H From Chester, see table 075
- K From Liverpool Lime Street, see table 065
- L From Aberystwyth, see table 075
- M From Glasgow Central, see table 065
- Q From Edinburgh, see table 065
- S From Manchester Piccadilly, see table 076
- V From Holyhead, see table 075