

London to Kettering, Corby, Leicester, Nottingham, Derby, Chesterfield and Sheffield

Mondays to Fridays

Operator Train ID Days of operation/Notes 1st Class/Reservations/Bus Catering facilities	EM 1D64	EM 1F66		EM 1D86	EM 1Y67	EM 1F87	EM 1D88	EM 1Y69	EM 1F00	EM 2L09	EM 1D01	EM 1F01	EM 1D01	EM 2L57	EM 1Y01	EM 1F03	EM 1D06
	MO	MO		MX	MX	MX	MX	MX									
	1◇	1◇		1◇	◇	1◇	1◇	◇	1◇		1◇	1◇	1◇		◇	1◇	1◇
	Ⓜ	Ⓜ		Ⓜ		Ⓜ	Ⓜ		Ⓜ		Ⓜ	Ⓜ	Ⓜ		Ⓜ	Ⓜ	Ⓜ
St Pancras International (STP) 15 d																	
Luton Airport Parkway (LTN) 7 d								0033							0545	0559	0605
Luton (LUT) 10 d								0036							0607		
Bedford (BDM) 7 d								0102							0610		
Wellingborough (WEL) d						0021		0113							0626		0639
Kettering (KET) a		0011				0036		0121							0637	0642	0653
		0017													0644		
Kettering (KET) d		0018			0001	0037	0055	0122			0606						
Corby (COR) d					0009a			0130a							0646		0654
Oakham (OKM) a															0654a		
Melton Mowbray (MMO) a																	
Market Harborough (MHR) d		0028									0618						0704
Leicester (LEI) a		0043				0125	0143				0632	0636	←			0705	0718
Leicester (LEI) d		0044				0130	0149		0548	0632	0641	0637	0641	0638		0706	0719
Syston (SYS) d										0640	→			0647			
Sileby (SIL) d										0645				0652			
Barrow Upon Soar (BWS) d										0649				0658			
Loughborough (LBO) d	0009	0054				0140	0159		0558	0654a		0647	0653	0704			0729
East Midlands Parkway (EMD) 4 d	0017	0101		0004		0148	0207		0606			0655	0700	0713			0737
Attenborough (ATB) d																	0721
Beeston (BEE) d	0023			0016			0213							0707			0725
Nottingham (NOT) 8 a	0029			0022			0219							0713			0732
Newark Castle (NCT) a																	0803
Lincoln (LCN) a																	0836
Grimsby Town (GMB) a																	
Long Eaton (LGE) d						0152			0610			0659					
Derby (DBY) 6 a		0111				0201			0619			0708				0729	
Chesterfield (CHD) a									0642			0727				0747	
Sheffield (SHF) 7 a									0708			0743				0802	

Operator Train ID Days of operation/Notes 1st Class/Reservations/Bus Catering facilities	EM 1Y03	EM 1F07	EM 2L59	EM 1D08	EM 2L59	EM 1Y05	EM 1F10	EM 1D11	EM 1Y07	EM 1F12	EM 2L61	EM 1D13	EM 2L61	EM 1Y09	EM 1F15	EM 1D16	EM 1Y11
	◇	1◇		1◇		◇	1◇	1◇	◇	1◇		1◇		◇	1◇	1◇	◇
	Ⓜ	Ⓜ		Ⓜ		Ⓜ	Ⓜ	Ⓜ	Ⓜ	Ⓜ		Ⓜ		Ⓜ	Ⓜ	Ⓜ	Ⓜ
St Pancras International (STP) 15 d	0617			0635		0647	0702	0705	0718	0730		0735		0749	0803	0806	0818
Luton Airport Parkway (LTN) 7 d	0643					0709			0742					0811			0841
Luton (LUT) 10 d	0646					0712			0745					0814			0845
Bedford (BDM) 7 d	0701			0711		0728			0800					0830			0901
Wellingborough (WEL) d	0713					0739		0751	0811					0841			0912
Kettering (KET) a	0721			0726		0747		0757	0819			0825		0848		0854	0919
Kettering (KET) d	0722			0727		0748		0758	0820			0826		0849		0856	0921
Corby (COR) d	0730a					0756a			0828a					0857a			0929a
Oakham (OKM) a																	
Melton Mowbray (MMO) a																	
Market Harborough (MHR) d				0737			0808	0808				0836				0906	
Leicester (LEI) a				0749			0808	0822		0839		0848			0908	0919	
Leicester (LEI) d		0742	0742	0750			0809	0825		0840	0842	0849			0909	0920	
Syston (SYS) d			0749								0849						
Sileby (SIL) d			0754								0854						
Barrow Upon Soar (BWS) d			0758								0858						
Loughborough (LBO) d		0752	0804		←			0835		0850	0904		←			0930	
East Midlands Parkway (EMD) 4 d		0800	0813		←	0813		0842		0857	0913		←			0938	
Attenborough (ATB) d			→			0819					→			0918			
Beeston (BEE) d						0823		0849						0922			
Nottingham (NOT) 8 a				0821		0830		0900				0911		0929		0944	0950
Newark Castle (NCT) a						0900								0957			
Lincoln (LCN) a						0932								1026			
Grimsby Town (GMB) a						1027											
Long Eaton (LGE) d		0804								0902							
Derby (DBY) 6 a		0814					0830			0911					0930		
Chesterfield (CHD) a		0832					0851			0929					0948		
Sheffield (SHF) 7 a		0845					0907			0942					1001		

For the complete service between London, Luton and Bedford see table 051

For the complete service between Attenborough and Nottingham see table 056

For the complete service between Nottingham, Lincoln and Grimsby see table 057

For the complete service between Derby, Chesterfield and Sheffield see table 053

NOTES (see introductory pages for explanation of train operator codes and standard symbols)

- a Arrival time
- d Departure time
- MO Mondays only
- MX Not Mondays

London to Kettering, Corby, Leicester, Nottingham, Derby, Chesterfield and Sheffield

Mondays to Fridays

Operator Train ID 1st Class/Reservations/Bus Catering facilities	EM 1F17 1	EM 2L63 2	EM 1D18 1	EM 2L63 2	EM 1Y13 1	EM 1F20 1	EM 1D21 1	EM 1Y15 1	EM 1F22 1	EM 2L65 2	EM 1D23 1	EM 2L65 2	EM 1Y81 1	EM 1F25 1	EM 1D26 1	EM 1Y17 1	EM 1F27 1
St Pancras International (STP) d	0832		0835		0847	0902	0905	0915	0932		0935		0945	1002	1005	1015	1032
Luton Airport Parkway (LTN) d					0912			0937					1007			1037	
Luton (LUT) d					0915			0940					1010			1040	
Bedford (BDM) d					0930			0956					1026			1056	
Wellingborough (WEL) d					0942			1007					1037			1107	
Kettering (KET) a			0925		0950		0955	1014			1021		1045		1053	1115	
Kettering (KET) d			0926		0951		0956	1016			1022		1046		1054	1117	
Corby (COR) d					0959a			1024a					1055a			1125a	
Oakham (OKM) a																	
Melton Mowbray (MMO) a																	
Market Harborough (MHR) d			0936				1006				1032				1104		
Leicester (LEI) a	0939		0948			1009	1019		1036		1046			1107	1117		1136
Leicester (LEI) d	0940	0944	0950			1010	1020		1037	1043	1047			1108	1118		1137
Syston (SYS) d		0952								1050							
Sileby (SIL) d		0957								1055							
Barrow Upon Soar (BWS) d		1002								1059							
Loughborough (LBO) d	0950	1007					1030		1047	1105					1128		1147
East Midlands Parkway (EMD) d	0958	1016			1016		1038		1054	1114			1114		1135		1154
Attenborough (ATB) d					1024								1120				
Beeston (BEE) d					1028			1044					1124			1142	
Nottingham (NOT) a			1011		1033		1050				1107		1132		1150		
Newark Castle (NCT) a					1057								1157				
Lincoln (LCN) a					1129								1227				
Grimsby Town (GMB) a					1224												
Long Eaton (LGE) d	1002								1059								1159
Derby (DBY) a	1011					1030			1108					1129			1208
Chesterfield (CHD) a	1029					1049			1126					1147			1228
Sheffield (SHF) a	1042					1105			1142					1201			1242


































Operator Train ID 1st Class/Reservations/Bus Catering facilities	EM 2L67 2	EM 1D28 1	EM 2L67 2	EM 1Y19 1	EM 1F30 1	EM 1D31 1	EM 1Y21 1	EM 1F32 1	EM 2L69 2	EM 1D33 1	EM 2L69 2	EM 1Y23 1	EM 1F35 1	EM 1D36 1	EM 1Y25 1	EM 1F37 1	EM 2L71 2
St Pancras International (STP) d		1035		1045	1102	1105	1115	1132		1135		1145	1202	1205	1215	1232	
Luton Airport Parkway (LTN) d				1107			1137					1207			1237		
Luton (LUT) d				1110			1140					1210			1240		
Bedford (BDM) d				1126			1156					1226			1256		
Wellingborough (WEL) d				1137			1207					1237			1307		
Kettering (KET) a		1121		1145		1153	1214			1220		1245		1252	1316		
Kettering (KET) d		1122		1146		1154	1216			1221		1246		1253	1317		
Corby (COR) d				1154a			1224a					1254a			1325a		
Oakham (OKM) a																	
Melton Mowbray (MMO) a																	
Market Harborough (MHR) d		1132				1204				1231				1305			
Leicester (LEI) a		1146			1206	1217		1234		1245			1306	1318		1335	
Leicester (LEI) d	1143	1147			1207	1218		1235	1243	1246			1308	1319		1336	1338
Syston (SYS) d	1150								1250								1348c
Sileby (SIL) d	1155								1255								1353
Barrow Upon Soar (BWS) d	1159								1259								1357
Loughborough (LBO) d	1205					1228		1247c	1305					1329		1348	1403
East Midlands Parkway (EMD) d	1214		1214			1235		1254	1314		1314			1336		1355	1413
Attenborough (ATB) d														1320			
Beeston (BEE) d														1324			
Nottingham (NOT) a		1208	1232			1250				1307	1332			1350			
Newark Castle (NCT) a														1356			
Lincoln (LCN) a														1425			
Grimsby Town (GMB) a																	
Long Eaton (LGE) d								1259									1400
Derby (DBY) a						1228		1308					1328				1409
Chesterfield (CHD) a						1247		1327					1347				1429
Sheffield (SHF) a						1300		1342					1406				1442


































NOTES (see introductory pages for explanation of train operator codes and standard symbols)

- a Arrival time
- d Departure time
- c Arrives 3 minutes earlier

London to Kettering, Corby, Leicester, Nottingham, Derby, Chesterfield and Sheffield

Mondays to Fridays

Operator Train ID 1st Class/Reservations/Bus Catering facilities	EM 1D38	EM 2L71	EM 1Y27	EM 1F40	EM 1D41	EM 1Y29	EM 1F42	EM 2L73	EM 1D43	EM 2L73	EM 1Y31	EM 1F45	EM 1D46	EM 1Y33	EM 1F47	EM 2L75	EM 1D48
St Pancras International (STP)  d	1235		1245	1302	1305	1315	1332		1335		1345	1402	1405	1415	1432		1435
Luton Airport Parkway (LTN)  d			1307			1337					1407			1437			
Luton (LUT)  d			1310			1340					1410			1440			
Bedford (BDM)  d			1326			1356					1426			1456			
Wellingborough (WEL)  d			1337			1408					1437			1508			
Kettering (KET)  a	1321		1344		1352	1416			1421		1445		1452	1515			1521
Kettering (KET)  d	1322		1346		1353	1417			1422		1446		1453	1516			1522
Corby (COR)  d			1356a			1425a					1454a			1524a			
Oakham (OKM)  a																	
Melton Mowbray (MMO)  a																	
Market Harborough (MHR)  d	1332				1404				1432				1503				1532
Leicester (LEI)  a	1346			1405	1417		1436		1446		1505	1516		1536			1546
Leicester (LEI)  d	1347			1407	1418		1437	1438	1447		1507	1517		1537	1539		1547
Syston (SYS)  d								1446									1547
Sileby (SIL)  d								1451									1553
Barrow Upon Soar (BWS)  d								1456									1558
Loughborough (LBO)  d					1428		1447	1503					1528		1547		1603
East Midlands Parkway (EMD)  d			1413		1435		1454	1512		1512			1535		1554		1613
Attenborough (ATB)  d			1419							1519							
Beeston (BEE)  d			1422			1442				1523			1542				
Nottingham (NOT)  a	1408	1432			1450				1507	1532		1550					1608
Newark Castle (NCT)  a			1459							1555							
Lincoln (LCN)  a			1530							1624							
Grimsby Town (GMB)  a			1626														
Long Eaton (LGE)  d							1459									1559	
Derby (DBY)  a				1428			1508				1528				1609		
Chesterfield (CHD)  a				1446			1527				1547				1628		
Sheffield (SHF)  a				1505			1542				1600				1642		

Operator Train ID Days of operation/Notes 1st Class/Reservations/Bus Catering facilities	EM 2L75	EM 1Y35	EM 1F50	EM 1D51	EM 1Y37	EM 1F52	EM 2L77	EM 1D53	EM 2L77	EM 1Y39	EM 1F55	EM 1D90	EM 1Y41	EM 1F56	EM 2L79 A	EM 1D92	EM 2L79 A
St Pancras International (STP)  d		1445	1502	1505	1515	1531		1535		1545	1602	1605	1616	1632		1635	
Luton Airport Parkway (LTN)  d		1507			1537					1608			1639				
Luton (LUT)  d		1510			1540					1611			1642				
Bedford (BDM)  d		1526			1556					1627			1658				
Wellingborough (WEL)  d		1537			1607					1638			1709				
Kettering (KET)  a		1545		1551	1614			1621		1646		1651	1717			1725	
Kettering (KET)  d		1546		1552	1615			1622		1647		1652	1718			1726	
Corby (COR)  d		1554a			1623a					1655a			1726a				
Oakham (OKM)  a																	
Melton Mowbray (MMO)  a																	
Market Harborough (MHR)  d				1602				1632			1703					1737	
Leicester (LEI)  a			1606	1615		1636		1646		1705	1717		1739		1749		
Leicester (LEI)  d			1607	1617		1637	1643	1647		1706	1718		1741	1743	1751		
Syston (SYS)  d							1650								1750		
Sileby (SIL)  d							1655								1755		
Barrow Upon Soar (BWS)  d							1659								1759		
Loughborough (LBO)  d				1627		1647	1705				1728		1751	1805		1805	
East Midlands Parkway (EMD)  d		1613		1634		1654	1714		1714		1737		1758		1804	1816c	
Attenborough (ATB)  d	1620								1720								1822
Beeston (BEE)  d	1624			1641					1724		1744						1825
Nottingham (NOT)  a	1632			1650				1709	1732		1751					1821	1831
Newark Castle (NCT)  a	1700								1801								1902
Lincoln (LCN)  a	1731								1834								1931
Grimsby Town (GMB)  a	1826																2026
Long Eaton (LGE)  d						1659								1804			
Derby (DBY)  a			1628			1708				1728				1813			
Chesterfield (CHD)  a			1646			1728				1747				1836			
Sheffield (SHF)  a			1700			1742				1805				1854			

NOTES (see introductory pages for explanation of train operator codes and standard symbols)

- a Arrival time
- d Departure time
- c Arrives 3 minutes earlier
- A To Cleethorpes, see table 057

London to Kettering, Corby, Leicester, Nottingham, Derby, Chesterfield and Sheffield

Mondays to Fridays

Operator Train ID Days of operation/Notes 1st Class/Reservations/Bus Catering facilities	EM 1Y43	EM 1F60	EM 1D61	EM 1Y45	EM 1F62	EM 2L81	EM 1D63	EM 2L81	EM 1Y47	EM 1F65	EM 1D66	EM 1Y49	EM 1F67	EM 2L83 A	EM 1D99	EM 1M51	EM 2L83 A
St Pancras International (STP)	1647	1702	1705	1717	1732		1735		1747	1802	1805	1817	1832			1835	
Luton Airport Parkway (LTN)	1709			1741					1812			1839					
Luton (LUT)	1712			1744					1815			1842					
Bedford (BDM)	1728			1800					1830			1858					
Wellingborough (WEL)	1739			1811					1842			1909					
Kettering (KET)	1746		1756	1819			1824		1850		1856	1916				1927	
Kettering (KET)	1748		1758	1820			1826		1851		1857	1917			1933	1938	
Corby (COR)	1756a			1828a					1859a			1925a				1947	
Oakham (OKM)																2006	
Melton Mowbray (MMO)																2017	
Market Harborough (MHR)			1808				1836				1907				1943		
Leicester (LEI)		1809	1822		1840		1848			1909	1920		1940		1955		
Leicester (LEI)		1811	1823		1841	1841	1850			1910	1921		1941	1944	1957		
Syston (SYS)						1849								1951			
Sileby (SIL)						1854								1956			
Barrow Upon Soar (BWS)						1900								2000			
Loughborough (LBO)			1834		1851	1906		1906			1931		1951	2006	2007		
East Midlands Parkway (EMD)			1842		1859		1903	1915			1938		1959	2015			2015
Attenborough (ATB)								1921									2020
Beeston (BEE)			1849					1925			1947						2024
Nottingham (NOT)			1855				1913	1932			1956				2025		2030
Newark Castle (NCT)								2003									2059
Lincoln (LCN)								2034									2129
Grimsby Town (GMB)																	2224
Long Eaton (LGE)					1903								2003				
Derby (DBY)		1834			1912					1931			2012				
Chesterfield (CHD)		1853			1931					1949			2031				
Sheffield (SHF)		1916			1948					2002			2049				

Operator Train ID Days of operation/Notes 1st Class/Reservations/Bus Catering facilities	EM 1Y51	EM 1F70	EM 1D71	EM 1Y53	EM 1F72	EM 2L85	EM 1D73	EM 2L85	EM 1Y55	EM 1F75	EM 1D96	EM 1Y57	EM 2K32 B	EM 1F77	EM 2K32 B	EM 1D94	EM 1Y59
St Pancras International (STP)	1847	1902	1905	1915	1932		1935		1945	2002	2005	2015		2031		2034	2045
Luton Airport Parkway (LTN)	1909			1937					2007			2037					2107
Luton (LUT)	1912			1940					2010			2040					2110
Bedford (BDM)	1928			1956					2026			2056					2126
Wellingborough (WEL)	1939			2007					2037			2107					2138
Kettering (KET)	1947		1955	2015			2024		2047		2055	2115				2120	2146
Kettering (KET)	1948		1956	2016			2026		2048		2057	2116				2121	2147
Corby (COR)	1956a			2024a					2056a			2124a					2155a
Oakham (OKM)																	
Melton Mowbray (MMO)																	
Market Harborough (MHR)			2006				2036				2107					2131	
Leicester (LEI)		2007	2019		2040		2048			2110	2122			2136		2145	
Leicester (LEI)		2008	2020		2041		2050			2111	2123		2130	2137		2146	
Syston (SYS)						2041							2137				
Sileby (SIL)						2048							2142				
Barrow Upon Soar (BWS)						2053							2146				
Loughborough (LBO)			2031		2051	2103		2103			2133		2147			2152	
East Midlands Parkway (EMD)			2038		2058		2104	2113			2141		2154		2207e		
Attenborough (ATB)								2121								2220	
Beeston (BEE)			2046					2125			2149					2224	
Nottingham (NOT)			2053				2114	2131			2155				2230	2207	
Newark Castle (NCT)								2204									
Lincoln (LCN)								2234									
Grimsby Town (GMB)																	
Long Eaton (LGE)					2103									2159			
Derby (DBY)		2031			2112					2131				2210			
Chesterfield (CHD)		2051			2131					2150				2228			
Sheffield (SHF)		2116			2145					2204				2243			

NOTES (see introductory pages for explanation of train operator codes and standard symbols)

- a Arrival time
- d Departure time
- e Arrives 7 minutes earlier
- A To Cleethorpes, see table 057
- B From Peterborough, see table 054

London to Kettering, Corby, Leicester, Nottingham, Derby, Chesterfield and Sheffield

Mondays to Fridays

Operator Train ID 1st Class/Reservations/Bus Catering facilities	EM 1F80 1◇	EM 1D81 1◇	EM 1Y61 ◇	EM 1F82 1◇	EM 1D83 1◇	EM 1Y63 ◇	EM 1Y65 ◇	EM 2L87	EM 1F85 1◇	EM 1D86 1◇	EM 1Y67 ◇	EM 1F87 1◇	EM 1D88 1◇	EM 1Y69 ◇
St Pancras International (STP) d	2102	2105	2115	2132	2135	2145	2215		2232	2235	2247	2305	2335	2354
Luton Airport Parkway (LTN) d			2137			2207	2238				2316	2346		0033
Luton (LUT) d			2140			2210	2241				2319			0036
Bedford (BDM) d			2156			2226	2256				2340			0102
Wellingborough (WEL) d			2208			2237	2308				2352	0021		0113
Kettering (KET) a		2152	2215		2221	2245	2316			2321	2359	0036	0054	0121
Kettering (KET) d		2153	2217		2222	2247	2317			2322	0001	0037	0055	0122
Corby (COR) d			2225a			2255a	2325a				0009a			0130a
Oakham (OKM) a														
Melton Mowbray (MMO) a														
Market Harborough (MHR) d		2203			2232					2332				
Leicester (LEI) a	2205	2215		2237	2245				2336	2345		0125	0143	
Leicester (LEI) d	2206	2218		2238	2246			2251	2337	2346		0130	0149	
Syston (SYS) d								2259						
Sileby (SIL) d								2304						
Barrow Upon Soar (BWS) d														
Loughborough (LBO) d		2228		2248				2310	2347	2356		0140	0159	
East Midlands Parkway (EMD) d		2235		2256	2300			2318	2354	0004		0148	0207	
Attenborough (ATB) d								2323						
Beeston (BEE) d		2242						2328		0016			0213	
Nottingham (NOT) a		2248			2310			2334		0022			0219	
Newark Castle (NCT) a														
Lincoln (LCN) a														
Grimsby Town (GMB) a														
Long Eaton (LGE) d				2300					2359			0152		
Derby (DBY) a	2228			2309					0008			0201		
Chesterfield (CHD) a	2246			2328					0026					
Sheffield (SHF) a	2301			2341					0039					

NOTES (see introductory pages for explanation of train operator codes and standard symbols)

- a Arrival time
- d Departure time

London to Kettering, Corby, Leicester, Nottingham, Derby, Chesterfield and Sheffield

Saturdays

Operator Train ID 1st Class/Reservations/Bus Catering facilities	EM 1D86 1 1	EM 1Y67 1	EM 1F87 1 1	EM 1D88 1 1	EM 1Y69 1	EM 1F00 1 1	EM 2L09 1	EM 1Y99 1	EM 1D01 1 1	EM 1F03 1 1	EM 1D01 1 1	EM 2L57 1	EM 1Y01 1	EM 1F05 1 1	EM 1D06 1 1	EM 1Y03 1	EM 1F07 1 1	EM 1D08 1 1
St Pancras International (STP) d										0530			0533	0600	0605	0608	0630	0633
Luton Airport Parkway (LTN) d					0033								0601			0630		
Luton (LUT) d					0036								0604			0633		
Bedford (BDM) d					0102								0619		0638	0649		0706
Wellingborough (WEL) d				0021	0113								0630	0642		0701		
Kettering (KET) a				0036	0121								0638		0652	0709		0720
Kettering (KET) d		0001	0037	0055	0122			0555	0610				0639		0653	0710		0721
Corby (COR) d		0009a			0130a			0603a					0649a			0718a		
Oakham (OKM) a																		
Melton Mowbray (MMO) a																		
Market Harborough (MHR) d									0620						0704			0731
Leicester (LEI) a			0125	0143					0634	0638				0706	0718		0733	0744
Leicester (LEI) d			0130	0149		0551	0631		0644	0639	0644	0643		0707	0719		0734	0745
Syston (SYS) d							0639					0650						
Sileby (SIL) d							0645					0655						
Barrow Upon Soar (BWS) d							0649					0659						
Loughborough (LBO) d			0140	0159		0601	0654a			0649	0654	0706		0717	0729		0744	0755
East Midlands Parkway (EMD) d	0004		0148	0207		0608				0657	0701	0715		0724	0737		0753	
Attenborough (ATB) d												0723						
Beeston (BEE) d	0016			0213							0710	0727			0743			
Nottingham (NOT) a	0022			0219							0718	0734			0751			0811
Newark Castle (NCT) a												0800						
Lincoln (LCN) a												0830						
Grimsby Town (GMB) a																		
Long Eaton (LGE) d			0152			0613				0701								0757
Derby (DBY) a			0201			0622				0709				0735				0806
Chesterfield (CHD) a						0644				0728				0753				0828
Sheffield (SHF) a						0708				0743				0806				0844

Operator Train ID 1st Class/Reservations/Bus Catering facilities	EM 1Y05 1	EM 2L59 1	EM 1F10 1 1	EM 1D11 1 1	EM 1Y07 1	EM 1F12 1 1	EM 2L61 1	EM 1D13 1 1	EM 2L61 1	EM 1Y09 1	EM 1F15 1 1	EM 1D16 1 1	EM 1Y11 1	EM 1F17 1 1	EM 2L63 1	EM 1D18 1 1	EM 2L63 1	EM 1Y13 1
St Pancras International (STP) d	0646		0702	0705	0715	0732		0735		0745	0802	0805	0815	0832		0835		0845
Luton Airport Parkway (LTN) d	0708				0737					0807			0837					0907
Luton (LUT) d	0711				0740					0810			0840					0910
Bedford (BDM) d	0727			0739	0756					0826			0856					0926
Wellingborough (WEL) d	0738			0750	0808					0838			0908					0938
Kettering (KET) a	0746			0756	0815			0821		0845		0852	0915			0921		0945
Kettering (KET) d	0748			0757	0816			0822		0846		0854	0916			0922		0946
Corby (COR) d	0757a				0824a					0854a			0924a					0954a
Oakham (OKM) a																		
Melton Mowbray (MMO) a																		
Market Harborough (MHR) d				0807				0832				0904				0932		
Leicester (LEI) a			0806	0820		0836		0845			0905	0916		0936		0945		
Leicester (LEI) d		0750	0807	0821		0837	0843	0846			0906	0917		0937	0943	0946		
Syston (SYS) d		0757					0850								0951			
Sileby (SIL) d		0802					0855								0956			
Barrow Upon Soar (BWS) d		0806					0859								1000			
Loughborough (LBO) d		0821e		0831		0847	0905					0927		0947	1005			
East Midlands Parkway (EMD) d		0830		0838		0854	0916c		0916c			0935		0954	1014		1014	
Attenborough (ATB) d		0836								0922								1026
Beeston (BEE) d		0839		0845						0926			0941					1030
Nottingham (NOT) a		0846		0853				0911	0933			0950				1009		1037
Newark Castle (NCT) a		0913								0956								1101
Lincoln (LCN) a		0942								1026								1130
Grimsby Town (GMB) a																		1226
Long Eaton (LGE) d						0859								0959				
Derby (DBY) a				0827		0908					0927			1008				
Chesterfield (CHD) a				0846		0930					0945			1028				
Sheffield (SHF) a				0900		0945					1000			1042				

NOTES (see introductory pages for explanation of train operator codes and standard symbols)

- a Arrival time
- d Departure time
- c Arrives 3 minutes earlier
- e Arrives 10 minutes earlier

London to Kettering, Corby, Leicester, Nottingham, Derby, Chesterfield and Sheffield

Saturdays

Operator Train ID 1st Class/Reservations/Bus Catering facilities	EM 1F20 ◇	EM 1D21 ◇	EM 1Y15 ◇	EM 1F22 ◇	EM 2L65	EM 1D23 ◇	EM 2L65	EM 1Y17 ◇	EM 1F25 ◇	EM 1D26 ◇	EM 1Y19 ◇	EM 1F27 ◇	EM 2L67	EM 1D28 ◇	EM 2L67	EM 1Y21 ◇	EM 1F30 ◇	EM 1D31 ◇
St Pancras International (STP) d	0902	0905	0915	0932		0935		0945	1002	1005	1015	1032		1035		1045	1102	1105
Luton Airport Parkway (LTN) d			0937					1007			1037					1107		
Luton (LUT) d			0940					1010			1040					1110		
Bedford (BDM) d			0956					1026			1056					1126		
Wellingborough (WEL) d			1008					1038			1108					1138		
Kettering (KET) a		0952	1015			1021		1045		1052	1115			1121		1145		1152
Kettering (KET) d		0953	1016			1022		1046		1054	1116			1122		1146		1153
Corby (COR) d			1024a					1054a			1124a					1154a		
Oakham (OKM) a																		
Melton Mowbray (MMO) a																		
Market Harborough (MHR) d		1003				1032				1104				1132				1203
Leicester (LEI) a	1005	1016		1036		1045			1105	1116		1136		1145			1206	1216
Leicester (LEI) d	1006	1018		1037	1042	1046			1106	1117		1137	1143	1147			1207	1217
Syston (SYS) d					1050								1150					
Sileby (SIL) d					1055								1155					
Barrow Upon Soar (BWS) d					1059								1159					
Loughborough (LBO) d		1028		1047	1104					1127		1147	1205					1227
East Midlands Parkway (EMD) d		1035		1054	1113					1135		1154	1213			1213		1235
Attenborough (ATB) d								1119								1220		
Beeston (BEE) d		1042						1123			1141					1224		1241
Nottingham (NOT) a		1049				1109		1136			1150			1211		1233		1250
Newark Castle (NCT) a								1201								1300		
Lincoln (LCN) a								1230								1332		
Grimsby Town (GMB) a																1428		
Long Eaton (LGE) d				1059								1159						
Derby (DBY) a	1027			1108					1127			1208						1227
Chesterfield (CHD) a	1045			1129					1145			1227						1246
Sheffield (SHF) a	1058			1142					1158			1244						1259

Operator Train ID 1st Class/Reservations/Bus Catering facilities	EM 1Y23 ◇	EM 1F32 ◇	EM 2L69	EM 1D33 ◇	EM 2L69	EM 1Y25 ◇	EM 1F35 ◇	EM 1D36 ◇	EM 1Y27 ◇	EM 1F37 ◇	EM 2L71	EM 1D38 ◇	EM 2L71	EM 1Y29 ◇	EM 1F40 ◇	EM 1D41 ◇	EM 1Y31 ◇	EM 1F42 ◇
St Pancras International (STP) d	1115	1132		1135		1145	1202	1205	1215	1232		1235		1245	1302	1305	1315	1332
Luton Airport Parkway (LTN) d	1137					1207			1237			1235		1307			1337	
Luton (LUT) d	1140					1210			1240			1235		1310			1340	
Bedford (BDM) d	1156					1226			1256			1235		1326			1356	
Wellingborough (WEL) d	1208					1238			1308			1235		1338			1408	
Kettering (KET) a	1215			1221		1245		1252	1315			1321		1345		1352	1415	
Kettering (KET) d	1216			1222		1246		1254	1316			1322		1346		1353	1416	
Corby (COR) d	1224a					1254a			1324a					1354a			1424a	
Oakham (OKM) a																		
Melton Mowbray (MMO) a																		
Market Harborough (MHR) d				1232				1304				1332				1403		
Leicester (LEI) a		1236		1245			1305	1317		1336		1345			1405	1416		1435
Leicester (LEI) d		1237	1243	1246			1306	1318		1337	1343	1346			1406	1418		1436
Syston (SYS) d			1250								1350							
Sileby (SIL) d			1255								1355							
Barrow Upon Soar (BWS) d			1259								1359							
Loughborough (LBO) d		1247	1305					1328		1347	1405					1428		1446
East Midlands Parkway (EMD) d		1254	1313			1313		1335		1354	1413		1413			1435		1454
Attenborough (ATB) d						1320							1420					
Beeston (BEE) d						1324							1423					
Nottingham (NOT) a				1309		1336		1351				1409	1433			1450		
Newark Castle (NCT) a						1400							1502					
Lincoln (LCN) a						1429							1532					
Grimsby Town (GMB) a													1628					
Long Eaton (LGE) d		1259								1401								1458
Derby (DBY) a		1308						1327		1410					1427			1507
Chesterfield (CHD) a		1328						1346		1428					1445			1526
Sheffield (SHF) a		1343						1400		1446					1500			1542

NOTES (see introductory pages for explanation of train operator codes and standard symbols)

- a Arrival time
- d Departure time

London to Kettering, Corby, Leicester, Nottingham, Derby, Chesterfield and Sheffield

Saturdays

Operator Train ID Days of operation/Notes 1st Class/Reservations/Bus Catering facilities	EM 2L73	EM 1D43	EM 2L73	EM 1Y33	EM 1F45	EM 1D46	EM 1Y35	EM 1F47	EM 2L75	EM 1D48	EM 2L75	EM 1Y37	EM 1F50	EM 1D51	EM 1Y39	EM 1F52	EM 2L77 A	EM 1D53
St Pancras International (STP)	d	1335		1345	1402	1405	1415	1432		1435		1445	1502	1505	1515	1532		1535
Luton Airport Parkway (LTN)	d			1407			1437					1507			1537			
Luton (LUT)	d			1410			1440					1510			1540			
Bedford (BDM)	d			1426			1456					1526			1556			
Wellingborough (WEL)	d			1438			1508					1538			1608			
Kettering (KET)	a	1421		1445		1452	1515			1521		1545		1552	1615			1621
Kettering (KET)	d	1422		1446		1453	1516			1522		1546a		1553	1616a			1622
Corby (COR)	d			1454a			1524a					1554a			1624a			
Oakham (OKM)	a																	
Melton Mowbray (MMO)	a																	
Market Harborough (MHR)	d	1432				1503				1532				1603				1632
Leicester (LEI)	a	1445			1505	1516		1536		1545			1605	1616		1635		1645
Leicester (LEI)	d	1442	1446		1506	1518		1537	1543	1546			1606	1618		1636	1643	1646
Syston (SYS)	d	1450							1550									1650
Sileby (SIL)	d	1455							1555									1655
Barrow Upon Soar (BWS)	d	1459							1559									1659
Loughborough (LBO)	d	1504				1528		1548	1605					1628		1646		1705
East Midlands Parkway (EMD)	d	1513		1513		1535		1555	1614		1614			1635		1654		1715
Attenborough (ATB)	d			1519										1622				
Beeston (BEE)	d			1523			1542							1626				
Nottingham (NOT)	a		1508	1533			1551			1610				1631				1709
Newark Castle (NCT)	a			1602										1701				
Lincoln (LCN)	a			1632										1730				
Grimsby Town (GMB)	a													1827				
Long Eaton (LGE)	d							1602										1658
Derby (DBY)	a					1527		1611					1627					1708
Chesterfield (CHD)	a					1545		1629					1645					1729
Sheffield (SHF)	a					1600		1643					1658					1744

Operator Train ID Days of operation/Notes 1st Class/Reservations/Bus Catering facilities	EM 2L77 A	EM 1Y41	EM 1F55	EM 1D56	EM 1Y43	EM 1F57	EM 2L79	EM 1D58	EM 2L79	EM 1Y45	EM 1F60	EM 1D61	EM 1Y47	EM 1F62	EM 2L81	EM 1D63	EM 2L81	EM 1Y49
St Pancras International (STP)	d	1545	1602	1605	1615	1632		1635		1645	1702	1705	1715	1732		1735		1745
Luton Airport Parkway (LTN)	d	1607			1637					1707			1737					1807
Luton (LUT)	d	1610			1640					1710			1740					1810
Bedford (BDM)	d	1626			1656					1726			1756					1826
Wellingborough (WEL)	d	1638			1708					1738			1808					1838
Kettering (KET)	a	1645		1650	1715			1721		1745		1751	1815			1821		1845
Kettering (KET)	d	1646		1652	1716			1722		1746		1752	1816			1822		1846
Corby (COR)	d				1724a					1754a			1824a					1854a
Oakham (OKM)	a																	
Melton Mowbray (MMO)	a																	
Market Harborough (MHR)	d				1704c			1732				1803				1832		
Leicester (LEI)	a			1705	1717		1735	1744			1805	1816		1835		1845		
Leicester (LEI)	d			1706	1718		1736	1745			1806	1818		1836	1842	1846		
Syston (SYS)	d						1748								1850			
Sileby (SIL)	d						1753								1855			
Barrow Upon Soar (BWS)	d						1757								1859			
Loughborough (LBO)	d				1728		1746	1803					1828		1846	1904		
East Midlands Parkway (EMD)	d	1715			1735		1753	1812		1812			1835		1854	1913		1913
Attenborough (ATB)	d	1723								1818								1919
Beeston (BEE)	d	1727			1742					1822			1842					1923
Nottingham (NOT)	a	1734			1750			1807	1831			1852				1909		1930
Newark Castle (NCT)	a	1803								1901								1958
Lincoln (LCN)	a	1832								1931								2022
Grimsby Town (GMB)	a	1930																
Long Eaton (LGE)	d						1758								1900			
Derby (DBY)	a				1726		1807					1827			1909			
Chesterfield (CHD)	a				1745		1828					1845			1928			
Sheffield (SHF)	a				1758		1843					1900			1942			

NOTES (see introductory pages for explanation of train operator codes and standard symbols)

- a Arrival time
- d Departure time
- c Arrives 3 minutes earlier
- A To Cleethorpes, see table 057

London to Kettering, Corby, Leicester, Nottingham, Derby, Chesterfield and Sheffield

Saturdays

Operator Train ID 1st Class/Reservations/Bus Catering facilities	EM 1F65 ◇	EM 1D66 ◇	EM 1Y51 ◇	EM 1F67 ◇	EM 2L83	EM 1D68 ◇	EM 2L83	EM 1Y53 ◇	EM 1F70 ◇	EM 1D71 ◇	EM 1Y55 ◇	EM 1F72 ◇	EM 2L85	EM 1D73 ◇	EM 2L85	EM 1Y57 ◇	EM 1F75 ◇	EM 1D96 ◇
St Pancras International (STP) d	1802	1805	1815	1832		1835		1845	1902	1905	1915	1932		1935		1945	2002	2005
Luton Airport Parkway (LTN) d			1837					1907			1937					2007		
Luton (LUT) d			1840					1910			1940					2010		
Bedford (BDM) d			1856					1926			1956					2026		
Wellingborough (WEL) d			1908					1938			2008					2038		
Kettering (KET) a		1851	1915			1921		1945		1952	2015			2021		2045		2052
Kettering (KET) d		1852	1916			1922		1946		1954	2016			2022		2046		2053
Corby (COR) d			1924a					1954a			2024a					2054a		
Oakham (OKM) a																		
Melton Mowbray (MMO) a																		
Market Harborough (MHR) d		1903				1932				2004				2032				2103
Leicester (LEI) a	1905	1916		1935		1944			2005	2017		2036		2045			2105	2116
Leicester (LEI) d	1906	1918		1936	1943	1946			2006	2018		2037	2043	2046			2106	2117
Syston (SYS) d					1950								2050					
Sileby (SIL) d					1955								2055					
Barrow Upon Soar (BWS) d					1959								2059					
Loughborough (LBO) d		1928		1946	2005				2028		2047	2105				2105		2128
East Midlands Parkway (EMD) d		1935		1954	2013				2035		2054	2100		2100	2114			2136
Attenborough (ATB) d								2019								2120		
Beeston (BEE) d		1942						2023		2042						2124		2142
Nottingham (NOT) a		1951				2009		2029		2048				2110	2130			2148
Newark Castle (NCT) a								2057								2205		
Lincoln (LCN) a								2127								2232		
Grimsby Town (GMB) a																		
Long Eaton (LGE) d				1959								2059						2121
Derby (DBY) a	1927			2007					2028			2108						2130
Chesterfield (CHD) a	1945			2026					2047			2127						2149
Sheffield (SHF) a	2000			2040					2101			2141						2202

Operator Train ID 1st Class/Reservations/Bus Catering facilities	EM 1Y59 ◇	EM 1F77 ◇	EM 2L87	EM 1D78 ◇	EM 2L87	EM 1Y61 ◇	EM 1F80 ◇	EM 1D81 ◇	EM 1Y63 ◇	EM 1F82 ◇	EM 1D83 ◇	EM 1Y65 ◇	EM 1F85 ◇	EM 2L89	EM 1Y67 ◇	EM 1D86 ◇	EM 1Y69 ◇	
St Pancras International (STP) d	2015	2032		2035		2045	2102	2105	2115	2132	2135	2145	2215			2218	2232	2235
Luton Airport Parkway (LTN) d	2037					2107			2137			2207				2240		
Luton (LUT) d	2040					2110			2140			2210				2243		
Bedford (BDM) d	2056					2126			2156			2228				2259		2316
Wellingborough (WEL) d	2108					2138			2208			2240				2310		2335a
Kettering (KET) a	2115			2121		2145		2152	2215		2224	2247	2302		2319	2318		
Kettering (KET) d	2116			2122		2146		2153	2216		2225	2248	2304			2319		
Corby (COR) d	2124a					2154a			2224a			2256a						
Oakham (OKM) a																		
Melton Mowbray (MMO) a																		
Market Harborough (MHR) d				2132				2203			2235	2314				2329		
Leicester (LEI) a		2135		2145			2205	2217		2235	2248	2327				2342		
Leicester (LEI) d		2136	2143	2146			2206	2218		2236	2249	2328	2333			2345		
Syston (SYS) d			2150															
Sileby (SIL) d			2155															
Barrow Upon Soar (BWS) d			2159															
Loughborough (LBO) d		2146	2205					2228		2246	2259		2338	2344		2355		
East Midlands Parkway (EMD) d		2154	2214			2214		2235		2254	2306		2345	2352		0002		
Attenborough (ATB) d						2220								2357				
Beeston (BEE) d						2224								0002				
Nottingham (NOT) a				2207	2230			2242			2316			0008		0013		0018
Newark Castle (NCT) a																		
Lincoln (LCN) a																		
Grimsby Town (GMB) a																		
Long Eaton (LGE) d		2200																0037
Derby (DBY) a		2211					2227			2304		2355				0046		
Chesterfield (CHD) a		2230					2245			2322								
Sheffield (SHF) a		2243					2258			2334								

NOTES (see introductory pages for explanation of train operator codes and standard symbols)

- a Arrival time
- d Departure time

London to Kettering, Corby, Leicester, Nottingham, Derby, Chesterfield and Sheffield

Sundays

Operator Train ID 1st Class/Reservations/Bus Catering facilities	EM 2L89	EM 1D86 1 1/2	EM 1F01 1 1/2	EM 1Y01 1 1/2	EM 1Y03 1 1/2	EM 1D03 1 1/2	EM 1F04 1 1/2	EM 1Y05 1 1/2	EM 1D06 1 1/2	EM 1F07 1 1/2	EM 1Y07 1 1/2	EM 1D09 1 1/2	EM 1Y09 1 1/2	EM 1D11 1 1/2	EM 1F11 1 1/2	EM 1Y11 1 1/2	EM 1D14 1 1/2	EM 1Y13 1 1/2
St Pancras International (STP) d						0900	0930		1000	1030		1100		1130	1202	1214	1234	
Luton Airport Parkway (LTN) d						0932	1002		1033	1103		1133		1203		1236	1257	
Luton (LUT) d						0936			1037			1137				1239		
Bedford (BDM) d						1000	1030		1100	1130		1200		1224		1255	1311	
Wellingborough (WEL) d						1012	1042		1112	1142		1212		1235		1307	1323	
Kettering (KET) a						1018	1048		1118	1148		1218		1241		1315	1329	
Kettering (KET) d				0945	1015	1019	1049	1100	1119	1149	1202	1219	1230	1242		1316	1330	1348
Corby (COR) d				0953a	1023a			1108a			1210a		1238a			1324a		1356a
Oakham (OKM) a																		
Melton Mowbray (MMO) a																		
Market Harborough (MHR) d						1029	1059		1129	1159		1229		1252	1257		1340	
Leicester (LEI) a						1043	1113		1143	1216		1243		1306	1311		1354	
Leicester (LEI) d			1015			1044	1114		1144	1218		1244		1308	1313		1356	
Syston (SYS) d																		
Sileby (SIL) d																		
Barrow Upon Soar (BWS) d																		
Loughborough (LBO) d			1025			1054	1124		1154	1228		1254			1323		1406	
East Midlands Parkway (EMD) d		0002	1032			1102	1132		1202	1235		1302			1330		1414	
Attenborough (ATB) d																		
Beeston (BEE) d	0002	0013				1108			1208			1308					1421	
Nottingham (NOT) a	0008	0018				1115			1214			1315		1329			1427	
Newark Castle (NCT) a																		
Lincoln (LCN) a																		
Grimsby Town (GMB) a																		
Long Eaton (LGE) d		0037	1037				1136			1240						1335		
Derby (DBY) a		0046	1048				1145			1250						1344		
Chesterfield (CHD) a			1111				1209			1310						1409		
Sheffield (SHF) a			1126				1224			1327						1429		

Operator Train ID 1st Class/Reservations/Bus Catering facilities	EM 1F16 1 1/2	EM 1Y15 1 1/2	EM 1D18 1 1/2	EM 1Y17 1 1/2	EM 1F20 1 1/2	EM 1Y19 1 1/2	EM 1D22 1 1/2	EM 1Y21 1 1/2	EM 1F24 1 1/2	EM 1Y23 1 1/2	EM 1F26 1 1/2	EM 1D27 1 1/2	EM 1Y25 1 1/2	EM 1F29 1 1/2	EM 1D30 1 1/2	EM 1Y27 1 1/2	EM 1F32 1 1/2	EM 1D33 1 1/2
St Pancras International (STP) d	1302	1314	1334		1402	1414	1434	1444	1502	1514	1532	1535	1544	1602	1605	1614	1632	1635
Luton Airport Parkway (LTN) d		1336	1357			1436		1506		1536			1606			1636		
Luton (LUT) d		1339	1400			1439		1509		1539			1609			1639		
Bedford (BDM) d		1355	1414			1455		1525		1555			1625			1655		
Wellingborough (WEL) d		1407	1426			1507		1537		1607			1637			1706		
Kettering (KET) a		1414	1432			1514	1520	1545		1615	1617	1623	1645		1650	1715		1721
Kettering (KET) d		1416	1433	1446		1516	1521	1547		1617	1618	1624	1647		1651	1717		1722
Corby (COR) d		1424a		1454a		1524a		1555a		1625a			1655a			1725a		
Oakham (OKM) a																		
Melton Mowbray (MMO) a																		
Market Harborough (MHR) d	1355		1443			1455		1531		1555		1634		1655	1701			1732
Leicester (LEI) a	1409		1500			1509		1545		1609		1640	1652	1708	1718		1737	1746
Leicester (LEI) d	1411		1502			1511		1547		1611		1642	1653	1709	1719		1738	1748
Syston (SYS) d																		
Sileby (SIL) d																		
Barrow Upon Soar (BWS) d																		
Loughborough (LBO) d	1421		1512			1521		1557		1621		1652	1703		1729		1748	
East Midlands Parkway (EMD) d	1428		1519			1529		1605		1629		1659	1711		1723	1736	1755	1802
Attenborough (ATB) d																		
Beeston (BEE) d			1527					1611				1717			1743			1808
Nottingham (NOT) a			1534					1623				1723			1750			1815
Newark Castle (NCT) a																		
Lincoln (LCN) a																		
Grimsby Town (GMB) a																		
Long Eaton (LGE) d	1433					1533				1633		1704						1800
Derby (DBY) a	1442					1542				1642		1713			1733			1809
Chesterfield (CHD) a	1510					1609				1710		1733			1751			1831
Sheffield (SHF) a	1527					1627				1727		1749			1806			1846

NOTES (see introductory pages for explanation of train operator codes and standard symbols)

- a Arrival time
- d Departure time

London to Kettering, Corby, Leicester, Nottingham, Derby, Chesterfield and Sheffield

Sundays

Operator Train ID 1st Class/Reservations/Bus Catering facilities	EM 1Y29 ◇	EM 1F35 1◇	EM 1D36 1◇	EM 1Y31 ◇	EM 1F38 1◇	EM 1D39 1◇	EM 1Y33 ◇	EM 1F41 1◇	EM 1D42 1◇	EM 1Y35 ◇	EM 1F44 1◇	EM 1D45 1◇	EM 1Y37 ◇	EM 1F47 1◇	EM 1D48 1◇	EM 1Y39 ◇	EM 1F50 1◇	EM 1D51 1◇
St Pancras International (STP) d	1644	1702	1705	1714	1732	1735	1744	1802	1805	1814	1832	1835	1844	1902	1905	1914	1932	1935
Luton Airport Parkway (LTN) d	1706			1736			1806			1836			1906			1936		
Luton (LUT) d	1709			1739			1809			1839			1909			1939		
Bedford (BDM) d	1725			1755			1825			1855			1925			1955		
Wellingborough (WEL) d	1737			1807			1836			1906			1936			2006		
Kettering (KET) a	1745		1750	1815		1820	1845		1850	1915		1920	1945		1950	2015		2020
Kettering (KET) d	1747		1751	1817		1821	1847		1851	1917		1921	1947		1951	2017		2021
Corby (COR) d	1755a			1825a			1855a			1925a			1955a			2025a		
Oakham (OKM) a																		
Melton Mowbray (MMO) a																		
Market Harborough (MHR) d			1801			1831			1901			1931			2001			2031
Leicester (LEI) a		1805	1816		1837	1846		1906	1916		1937	1946		2005	2017		2037	2046
Leicester (LEI) d		1806	1819		1838	1849		1907	1918		1938	1947		2007	2019		2038	2048
System (SYS) d																		
Sileby (SIL) d																		
Barrow Upon Soar (BWS) d																		
Loughborough (LBO) d			1829		1848				1928		1948				2029		2048	2058
East Midlands Parkway (EMD) d		1820	1836		1855	1902		1920	1935		1955	2001		2020	2036		2055	2105
Attenborough (ATB) d																		
Beeston (BEE) d			1845						1944						2044			
Nottingham (NOT) a			1850			1912			1950			2011			2050			2115
Newark Castle (NCT) a																		
Lincoln (LCN) a																		
Grimsby Town (GMB) a																		
Long Eaton (LGE) d					1900					2000								2100
Derby (DBY) a		1830			1909			1930		2009				2030				2109
Chesterfield (CHD) a		1848			1928			1950		2032				2049				2127
Sheffield (SHF) a		1905			1947			2005		2047				2106				2141

Operator Train ID 1st Class/Reservations/Bus Catering facilities	EM 1Y41 ◇	EM 1F53 1◇	EM 1D54 1◇	EM 1Y43 ◇	EM 1F52 1◇	EM 1D56 1◇	EM 1Y45 ◇	EM 1F58 1◇	EM 1Y47 ◇	EM 1F59 1◇	EM 1D61 1◇	EM 1F62 1◇	EM 1Y49 ◇	EM 1D64 1◇	EM 1F66 1◇
St Pancras International (STP) d	1944	2002	2005	2014	2032	2035	2044	2102	2114		2135	2202	2212	2232	2300
Luton Airport Parkway (LTN) d	2006			2036			2106		2136		2157		2236	2254	2330
Luton (LUT) d	2009			2039			2109		2139				2239		
Bedford (BDM) d	2025			2055			2125		2155		2211		2255	2313	2359
Wellingborough (WEL) d	2037			2107			2137		2207		2223		2307	2326	0011
Kettering (KET) a	2045		2050	2115		2120	2145		2215		2229		2315	2332	0017
Kettering (KET) d			2051	2117		2121			2217		2230		2316	2334	0018
Corby (COR) d				2125a					2225a				2324a		
Oakham (OKM) a															
Melton Mowbray (MMO) a															
Market Harborough (MHR) d			2101			2131					2240	2256		2344	0028
Leicester (LEI) a		2105	2116		2136	2146		2207			2254	2311		2358	0043
Leicester (LEI) d		2106	2117		2138	2147		2208		2230	2256	2312		2359	0044
System (SYS) d															
Sileby (SIL) d															
Barrow Upon Soar (BWS) d															
Loughborough (LBO) d		2116	2127		2148			2218		2240	2306			0009	0054
East Midlands Parkway (EMD) d		2124	2135		2155			2225		2247	2313	2325		0017	0101
Attenborough (ATB) d															
Beeston (BEE) d			2141			2206					2320			0023	
Nottingham (NOT) a			2147			2212					2326			0029	
Newark Castle (NCT) a															
Lincoln (LCN) a															
Grimsby Town (GMB) a															
Long Eaton (LGE) d					2200			2230				2330			
Derby (DBY) a		2134			2209			2239		2257	2350	2339			0111
Chesterfield (CHD) a		2152			2227			2257				2357			
Sheffield (SHF) a		2208			2242			2316				0013			

NOTES (see introductory pages for explanation of train operator codes and standard symbols)

- a Arrival time
- d Departure time

Sheffield, Chesterfield, Derby, Nottingham, Leicester, Corby and Kettering to London

Mondays to Fridays

Operator Train ID Days of operation/Notes 1st Class/Reservations/Bus Catering facilities	EM 1H00	EM 1C01 MX ⚡	EM 1C01 MO ⚡	EM 1H02	EM 1B04	EM 1C05	EM 1H04	EM 2L08	EM 1B07	EM 2L08	EM 1C08	EM 1H06	EM 1B10	EM 1C11	EM 1H08	EM 1B13
Sheffield (SHF)						0458					0530			0556		
Chesterfield (CHD)						0510					0542			0608		
Derby (DBY)		0412	0440		0447	0530					0602			0628		
Long Eaton (LGE)			0448		0455	0538					0610			0636		
Grimsby Town (GMB)																
Lincoln (LCN)																
Newark Castle (NCT)																
Nottingham (NOT)					0514			0531	0549				0612			0649
Beeston (BEE)					0520								0618			
Attenborough (ATB)																
East Midlands Parkway (EMD)		0422	0453		0527	0543		0542		←	0615		0624	0641		0659
Loughborough (LBO)		0430	0500		0534	0550		0551		→	0556		0632	0648		
Barrow Upon Soar (BWS)											0600					
Sileby (SIL)											0605					
Syston (SYS)											0614					
Leicester (LEI)		0440	0510		0544	0600			0609		0628		0642	0658		0712
Leicester (LEI)		0446	0512		0547	0602			0610		0630		0643	0700		0714
Market Harborough (MHR)			0525		0600				0624				0656			0727
Melton Mowbray (MMO)																
Oakham (OKM)																
Corby (COR)	0432			0539			0610					0638			0709	
Kettering (KET)	0440	0534	0534	0547	0609		0618		0633			0646	0705		0717	0736
Kettering (KET)	0440	0535	0535	0547	0611		0618		0636			0647	0706		0717	0737
Wellingborough (WEL)	0448			0555			0626					0655			0725	
Bedford (BDM)	0507			0609			0640					0710			0740	
Luton (LUT)	0529			0625			0656					0726			0756	
Luton Airport Parkway (LTN)	0532	0613	0613	0628			0659					0729			0759	
St Pancras International (STP)	0602	0636	0636	0651	0701	0709	0724		0735		0739	0754	0757	0808	0824	0827

Operator Train ID Days of operation/Notes 1st Class/Reservations/Bus Catering facilities	EM 2L10	EM 1C14 ⚡	EM 1H10 ◇	EM 1B16 ⚡	EM 1C17 ⚡	EM 1H12 ◇	EM 2L12	EM 1B19 ⚡	EM 2L12	EM 1C20 ⚡	EM 1H14 ◇	EM 1P22 ⚡	EM 1B22 ⚡	EM 1C23 ⚡	EM 1H16 ◇	EM 2L14
Sheffield (SHF)		0630			0700					0733					0757	
Chesterfield (CHD)		0644			0713					0745					0812	
Derby (DBY)		0705			0733					0805					0832	
Long Eaton (LGE)					0741										0840	
Grimsby Town (GMB)																
Lincoln (LCN)				0614				0640								
Newark Castle (NCT)				0642				0714								
Nottingham (NOT)				0712			0727	0749					0813			0824
Beeston (BEE)				0718			0733						0819			0831
Attenborough (ATB)							0737									0835
East Midlands Parkway (EMD)				0727c			0744	0759	←				0825	0845		0842
Loughborough (LBO)	0659	0719			0750		0753	0759	→	0819				0853		0852
Barrow Upon Soar (BWS)	0703							0759								
Sileby (SIL)	0708							0803								
Syston (SYS)	0713							0808								
Leicester (LEI)	0722	0730		0740	0800		0812	0817	0829				0839	0903		
Leicester (LEI)		0732		0743	0801		0814		0830				0840	0904		
Market Harborough (MHR)				0757			0828						0852			
Melton Mowbray (MMO)												0815				
Oakham (OKM)												0827				
Corby (COR)			0739			0808				0839	0848				0910	
Kettering (KET)			0747	0806		0816		0837		0847	0857	0905			0918	
Kettering (KET)			0747	0808		0816		0838		0847	0911				0919	
Wellingborough (WEL)			0755			0825				0855					0927	
Bedford (BDM)			0810			0839				0911					0941	
Luton (LUT)			0825			0855				0926					0956	
Luton Airport Parkway (LTN)			0828			0858				0929					0959	
St Pancras International (STP)		0840	0851	0856	0909	0921		0927		0939	0953	1006	1009	1022		

NOTES (see introductory pages for explanation of train operator codes and standard symbols)

- a Arrival time
- d Departure time
- c Arrives 3 minutes earlier

- MO Mondays only
- MX Not Mondays

Sheffield, Chesterfield, Derby, Nottingham, Leicester, Corby and Kettering to London

Mondays to Fridays

Operator Train ID 1st Class/Reservations/Bus Catering facilities	EM 1B25 1◇	EM 2L14	EM 1C26 1◇	EM 1H18 ◇	EM 1B28 1◇	EM 1C29 1◇	EM 1H20 ◇	EM 2L56	EM 1B31 1◇	EM 2L56	EM 1C32 1◇	EM 1H22 ◇	EM 1B34 1◇	EM 1C35 1◇	EM 1H24 ◇	EM 2L58
Sheffield (SHF)	7 d		0837			0900					0937			1000		
Chesterfield (CHD)	d		0849			0913					0949			1013		
Derby (DBY)	6 d		0909			0932					1009			1032		
Long Eaton (LGE)	d					0941								1041		
Grimsby Town (GMB)	d							0741								0839
Lincoln (LCN)	d							0838								0935
Newark Castle (NCT)	d							0906								1003
Nottingham (NOT)	8 d	0850				0912		0929	0950				1012			1027
Beeston (BEE)	d					0918		0935					1018			1033
Attenborough (ATB)	d							0939								1037
East Midlands Parkway (EMD)	← d		←			0925	0945	0946		←			1025	1045		1043
Loughborough (LBO)	d		0852			0932	0953	0954		0954			1032	1053		1052
Barrow Upon Soar (BWS)	d		0857					→		1000						→
Sileby (SIL)	d		0901							1004						
Syston (SYS)	d		0908							1009						
Leicester (LEI)	a	0910	0916	0929		0942	1003		1012	1018	1029		1042	1103		
Leicester (LEI)	d	0912		0931		0943	1004		1013		1032		1043	1104		
Market Harborough (MHR)	d	0926				0957			1026				1057			
Melton Mowbray (MMO)	d															
Oakham (OKM)	d															
Corby (COR)	d				0939			1010				1038			1110	
Kettering (KET)	a	0935			0947	1006		1018		1035		1046	1106		1118	
Kettering (KET)	d	0936			0948	1007		1019		1036		1047	1107		1119	
Wellingborough (WEL)	d				0956			1027				1055			1127	
Bedford (BDM)	7 d				1010			1040				1110			1140	
Luton (LUT)	10 d				1025			1056				1126			1156	
Luton Airport Parkway (LTN)	← 7 d				1029			1059				1129			1159	
St Pancras International (STP)	← 15 a	1027		1039	1052	1055	1108	1123		1127		1138	1152	1155	1208	1222

Operator Train ID 1st Class/Reservations/Bus Catering facilities	EM 1B37 1◇	EM 2L58	EM 1C38 1◇	EM 1H26 ◇	EM 1B40 1◇	EM 1C41 1◇	EM 1H28 ◇	EM 2L60	EM 1B43 1◇	EM 2L60	EM 1C44 1◇	EM 1H30 ◇	EM 1B46 1◇	EM 1C47 1◇	EM 1H32 ◇	EM 2L62
Sheffield (SHF)	7 d		1037			1100					1137			1200		
Chesterfield (CHD)	d		1049			1112					1149			1212		
Derby (DBY)	6 d		1110			1132					1209			1232		
Long Eaton (LGE)	d					1140								1240		
Grimsby Town (GMB)	d															1041
Lincoln (LCN)	d							1035								1135
Newark Castle (NCT)	d							1104								1203
Nottingham (NOT)	8 d	1050				1112		1127	1150				1212			1227
Beeston (BEE)	d					1118		1133					1218			1233
Attenborough (ATB)	d							1137								1237
East Midlands Parkway (EMD)	← d		←			1125	1145	1143		←			1225	1245		1243
Loughborough (LBO)	d		1052			1132	1152	1152		1152			1232	1252		1252
Barrow Upon Soar (BWS)	d		1057					→		1157						→
Sileby (SIL)	d		1101							1201						
Syston (SYS)	d		1106							1206						
Leicester (LEI)	a	1110	1114	1131		1142	1202		1211	1214	1229		1242	1302		
Leicester (LEI)	d	1113		1133		1143	1204		1213		1232		1243	1303		
Market Harborough (MHR)	d	1126				1157			1226				1257			
Melton Mowbray (MMO)	d															
Oakham (OKM)	d															
Corby (COR)	d				1139			1203				1239			1309	
Kettering (KET)	a	1135			1147	1206		1211		1235		1247	1306		1317	
Kettering (KET)	d	1136			1147	1207		1211		1236		1247	1307		1318	
Wellingborough (WEL)	d				1156			1219				1255			1327	
Bedford (BDM)	7 d				1210			1238e				1310			1340	
Luton (LUT)	10 d				1225			1255				1325			1356	
Luton Airport Parkway (LTN)	← 7 d				1228			1258				1328			1359	
St Pancras International (STP)	← 15 a	1227		1237	1251	1254	1308	1321		1327		1339	1351	1354	1409	1422

NOTES (see introductory pages for explanation of train operator codes and standard symbols)

- a Arrival time
- d Departure time
- e Arrives 5 minutes earlier

Sheffield, Chesterfield, Derby, Nottingham, Leicester, Corby and Kettering to London

Mondays to Fridays

Operator Train ID 1st Class/Reservations/Bus Catering facilities	EM 1B49 1◇ ⚡	EM 2L62	EM 1C50 1◇ ⚡	EM 1H34 ◇	EM 1B52 1◇ ⚡	EM 1C53 1◇ ⚡	EM 1H36 ◇	EM 2L64	EM 1B55 1◇ ⚡	EM 2L64	EM 1C56 1◇ ⚡	EM 1H38 ◇	EM 1B58 1◇ ⚡	EM 1C59 1◇ ⚡	EM 1P60 1◇ ⚡	EM 2L66
Sheffield (SHF)	7 d		1237			1300					1337			1400		
Chesterfield (CHD)	d		1249			1312					1349			1412		
Derby (DBY)	6 d		1309			1332					1409			1432		
Long Eaton (LGE)	d					1340								1440		
Grimsby Town (GMB)	d															1241
Lincoln (LCN)	d								1236							1336
Newark Castle (NCT)	d								1304							1404
Nottingham (NOT)	8 d	1250				1312			1328	1350			1412			1427
Beeston (BEE)	d					1318			1334				1418			1433
Attenborough (ATB)	d								1338							1437
East Midlands Parkway (EMD)	← d		←			1325	1345		1344		←		1425	1445		1444
Loughborough (LBO)	d		1252			1332	1352		1353		1353		1432	1452		1452
Barrow Upon Soar (BWS)	d		1257						→		1358					→
Sileby (SIL)	d		1301								1402					
Syston (SYS)	d		1306								1407					
Leicester (LEI)	a	1310	1314	1329		1342	1402			1410	1415	1429		1442	1502	
Leicester (LEI)	d	1313		1332		1343	1404			1413		1432		1443	1504	
Market Harborough (MHR)	d	1326				1357				1426				1457		
Melton Mowbray (MMO)	d															
Oakham (OKM)	d															
Corby (COR)	d				1339			1409				1439			1508	
Kettering (KET)	a	1335			1347	1406		1417		1435		1447	1506		1516	
Kettering (KET)	d	1336			1347	1407		1418		1436		1447	1507		1517	
Wellingborough (WEL)	d				1355			1426				1455			1526	
Bedford (BDM)	7 d				1410			1440				1510			1540	
Luton (LUT)	10 d				1425			1456				1525			1555	
Luton Airport Parkway (LTN)	← 7 d				1428			1459				1528			1558	
St Pancras International (STP)	ⓔ 15 a	1427		1442	1451	1454	1509	1522		1526		1539	1551	1554	1608	1622

Operator Train ID 1st Class/Reservations/Bus Catering facilities	EM 1B61 1◇ ⚡	EM 2L66	EM 1C62 1◇ ⚡	EM 1H40 ◇	EM 1B64 1◇ ⚡	EM 1C65 1◇ ⚡	EM 1H42 ◇	EM 2L68	EM 1B67 1◇ ⚡	EM 2L68	EM 1C68 1◇ ⚡	EM 1H44 ◇	EM 1B98 1◇ ⚡	EM 1C71 1◇ ⚡	EM 1H46 ◇	EM 2L70
Sheffield (SHF)	7 d		1437			1500					1537			1600		
Chesterfield (CHD)	d		1449			1512					1549			1613		
Derby (DBY)	6 d		1509			1532					1609			1633		
Long Eaton (LGE)	d					1540								1641		
Grimsby Town (GMB)	d															1438
Lincoln (LCN)	d								1437							1532
Newark Castle (NCT)	d								1504							1558
Nottingham (NOT)	8 d	1450				1512			1528	1550			1612			1628
Beeston (BEE)	d					1518			1534				1618			1634
Attenborough (ATB)	d								1538							1638
East Midlands Parkway (EMD)	← d		←			1525	1545		1544		←		1625	1646		1644
Loughborough (LBO)	d		1452			1532	1552		1553		1553		1632	1653		1653
Barrow Upon Soar (BWS)	d		1457						→		1558					→
Sileby (SIL)	d		1501								1602					
Syston (SYS)	d		1506								1607					
Leicester (LEI)	a	1510	1515	1529		1542	1602			1610	1615	1629		1642	1703	
Leicester (LEI)	d	1512		1532		1543	1603			1612		1630		1643	1705	
Market Harborough (MHR)	d	1526				1557				1625				1657		
Melton Mowbray (MMO)	d															
Oakham (OKM)	d															
Corby (COR)	d				1540			1610				1640			1711	
Kettering (KET)	a	1535			1548	1606		1618		1635		1648	1706		1719	
Kettering (KET)	d	1536			1548	1607		1618		1636		1648	1707		1719	
Wellingborough (WEL)	d				1556			1627				1656			1727	
Bedford (BDM)	7 d				1610			1641				1712	1726c		1741	
Luton (LUT)	10 d				1626			1657				1727			1756	
Luton Airport Parkway (LTN)	← 7 d				1629			1700				1730			1759	
St Pancras International (STP)	ⓔ 15 a	1628		1639	1653	1656	1709	1723		1727		1740	1753	1806	1809	1822

NOTES (see introductory pages for explanation of train operator codes and standard symbols)

- a Arrival time
- d Departure time
- c Arrives 3 minutes earlier

Sheffield, Chesterfield, Derby, Nottingham, Leicester, Corby and Kettering to London

Mondays to Fridays

Operator Train ID Days of operation/Notes 1st Class/Reservations/Bus Catering facilities	EM	EM	EM	EM	EM	EM	EM	EM	EM	EM	EM	EM	EM	EM	EM	EM	EM
	1B73	2L70	1C74	1H48	1B76	1C77	1H50	2L72	1B79	2L72	1C80 A	1H52	1B82	1C83	1H54	2L74	
Sheffield (SHF)			1637			1701					1732			1800			
Chesterfield (CHD)			1649			1714					1745			1812			
Derby (DBY)			1709			1734					1808			1832			
Long Eaton (LGE)						1743								1840			
Grimsby Town (GMB)																	1641
Lincoln (LCN)								1634									1737
Newark Castle (NCT)								1704									1808
Nottingham (NOT)	1650				1712			1728	1750				1810				1837
Beeston (BEE)					1718			1734					1816				1843
Attenborough (ATB)								1738									1847
East Midlands Parkway (EMD)					1725	1748		1745					1823	1845			1853
Loughborough (LBO)		1653			1732	1755		1753		1753			1830	1852			1902
Barrow Upon Soar (BWS)		1658								1758							
Sileby (SIL)		1702								1802							
Syston (SYS)		1707								1809							
Leicester (LEI)	1710	1715	1729		1742	1805			1810	1817	1829		1840	1902			
Leicester (LEI)	1715		1730		1745	1806			1811		1830		1841	1903			
Market Harborough (MHR)	1728				1758				1824				1857				
Melton Mowbray (MMO)																	
Oakham (OKM)																	
Corby (COR)				1739			1806					1838			1909		
Kettering (KET)	1737			1747	1807		1814		1833			1846	1906		1917		
Kettering (KET)	1739			1748	1808		1815		1834			1846	1907		1918		
Wellingborough (WEL)			1754	1756	1815		1823		1841			1854			1927		
Bedford (BDM)				1810			1840f					1909			1940		
Luton (LUT)				1826			1855					1924			1956		
Luton Airport Parkway (LTN)				1829			1858					1927			1959		
St Pancras International (STP)	1826		1841	1852	1904	1910	1921		1926		1938	1950	1955	2007	2022		









Operator Train ID Days of operation/Notes 1st Class/Reservations/Bus Catering facilities	EM	EM	EM	EM	EM	EM	EM	EM	EM	EM	EM	EM	EM	EM	EM	EM
	1B85	2L74	1C86	1H56	1B88	1C89	1H58	2L76	1B91	2L76	1C92	1H60	1B94	2L78	1C95	2L78
Sheffield (SHF)			1837			1900					1937				2000	
Chesterfield (CHD)			1849			1912					1949				2012	
Derby (DBY)			1909			1932					2010				2032	
Long Eaton (LGE)						1940									2040	
Grimsby Town (GMB)														1838		
Lincoln (LCN)								1835						1932		
Newark Castle (NCT)								1903						2001		
Nottingham (NOT)	1850				1912			1927	1949				2011	2024		
Beeston (BEE)					1919			1933					2017	2031		
Attenborough (ATB)								1937						2035		
East Midlands Parkway (EMD)					1925	1945		1944					2023	2042	2045	
Loughborough (LBO)		1902			1933	1952		1953	2004				2031	2050	2052	
Barrow Upon Soar (BWS)		1907						1958		1958				2055		2055
Sileby (SIL)		1911								2003						2059
Syston (SYS)		1916								2009						2104
Leicester (LEI)	1910	1924	1929		1943	2002			2014	2018	2032		2041		2103	2113
Leicester (LEI)	1911		1930		1944	2003			2015		2033		2042		2104	
Market Harborough (MHR)	1925				1957				2028				2056			
Melton Mowbray (MMO)																
Oakham (OKM)																
Corby (COR)				1939			2010					2039				
Kettering (KET)	1934			1947	2006		2018		2037			2047	2105			
Kettering (KET)	1935			1948	2007		2018		2038			2048	2106			
Wellingborough (WEL)				1956			2027					2056				
Bedford (BDM)				2010			2041					2110				
Luton (LUT)				2025			2056					2126				
Luton Airport Parkway (LTN)				2028			2059					2129				
St Pancras International (STP)	2027		2036	2051	2054	2108	2122		2134		2139	2152	2156		2207	

NOTES (see introductory pages for explanation of train operator codes and standard symbols)

- a Arrival time
d Departure time
f Arrives 4 minutes earlier
A Also calls at Belper 1758

Sheffield, Chesterfield, Derby, Nottingham, Leicester, Corby and Kettering to London

Mondays to Fridays

Operator Train ID 1st Class/Reservations/Bus Catering facilities	EM 1B96 1◇ ♣	EM 1H62 ◇	EM 1C98 1◇ ♣	EM 1B99 1◇ ♣	EM 2L82	EM 1H64 ◇	EM 1C04 1◇ ♣	EM 1H66 ◇	EM 2L88
Sheffield (SHF)  d			2101				2145		
Chesterfield (CHD) d			2113				2201		
Derby (DBY)  d			2134				2220		
Long Eaton (LGE) d			2142				2229		
Grimsby Town (GMB) d									
Lincoln (LCN) d									
Newark Castle (NCT) d									
Nottingham (NOT)  d	2048			2140	2158				2320
Beeston (BEE) d	2056			2149	2205				2326
Attenborough (ATB) d					2208				
East Midlands Parkway (EMD)  d	2102		2147	2156	2215		2233		2333
Loughborough (LBO) d	2110		2154		2224		2241		2341
Barrow Upon Soar (BWS) d					2229				
Sileby (SIL) d					2233				
Syston (SYS) d					2239				
Leicester (LEI) a	2120		2204	2210	2248		2251		2353
Leicester (LEI) d	2123		2206	2215			2252		
Market Harborough (MHR) d	2137			2228			2305		
Melton Mowbray (MMO) d									
Oakham (OKM) d									
Corby (COR) d		2142				2233		2310	
Kettering (KET) a	2146	2150		2237		2241	2314	2318	
Kettering (KET) d	2147	2151		2240		2242	2315		
Wellingborough (WEL) d		2159				2250			
Bedford (BDM)  d		2213				2304			
Luton (LUT)  d		2229				2322			
Luton Airport Parkway (LTN)  d		2232		2316		2325			
St Pancras International (STP)  a	2239	2255	2316	2352		2358	0023		

NOTES (see introductory pages for explanation of train operator codes and standard symbols)

- a Arrival time
d Departure time

Sheffield, Chesterfield, Derby, Nottingham, Leicester, Corby and Kettering to London

Saturdays

Operator Train ID 1st Class/Reservations/Bus Catering facilities	EM 1H00 ◇	EM 1C02 1◇ ⌘	EM 1H02 ◇	EM 1B04 1◇ ⌘	EM 2L08	EM 1H04 ◇	EM 1C08 1◇ ⌘	EM 1H06 ◇	EM 1B10 1◇ ⌘	EM 1C11 1◇ ⌘	EM 1H08 ◇	EM 1B13 1◇ ⌘	EM 2L10	EM 1C14 1◇ ⌘	EM 1H10 ◇	EM 1B16 1◇ ⌘	EM 1C17 1◇ ⌘	EM 1H12 ◇	
Sheffield (SHF)							0530			0556				0633				0700	
Chesterfield (CHD)							0542			0609				0645				0712	
Derby (DBY)		0447		0459			0602			0628				0705				0732	
Long Eaton (LGE)		0456		0508						0637								0740	
Grimsby Town (GMB)																			
Lincoln (LCN)																			
Newark Castle (NCT)																			
Nottingham (NOT)				0526	0533				0612			0649					0712		
Beeston (BEE)									0618								0718		
Attenborough (ATB)																			
East Midlands Parkway (EMD)		0500		0536	0544				0624	0641		0659					0724	0745	
Loughborough (LBO)		0508		0543	0553				0632	0649			0700	0719		0732	0752		
Barrow Upon Soar (BWS)					0558								0705						
Sileby (SIL)					0602								0709						
Syston (SYS)					0607								0714						
Leicester (LEI)		0518		0553	0616		0622		0642	0700		0712	0723	0729		0742	0802		
Leicester (LEI)		0519		0554			0623		0643	0701		0713		0731		0743	0803		
Market Harborough (MHR)		0533		0608			0637		0656			0727				0757			
Melton Mowbray (MMO)																			
Oakham (OKM)																			
Corby (COR)		0510		0540		0610		0640			0710				0740		0810		
Kettering (KET)		0518		0548	0617	0618	0646	0648	0705		0718	0736			0748	0806		0818	
Kettering (KET)		0519		0549	0618	0619	0647	0648	0706		0719	0737			0749	0807		0819	
Wellingborough (WEL)		0527		0557		0627		0656			0727				0757			0827	
Bedford (BDM)		0540		0610		0641		0710			0740				0811			0840	
Luton (LUT)		0556		0626		0656		0725			0756				0826			0856	
Luton Airport Parkway (LTN)		0559		0629		0659		0728			0759				0829			0859	
St Pancras International (STP)		0623	0626	0652	0704		0722	0736	0751	0754	0809	0822	0827		0836	0852	0855	0907	0922

Operator Train ID Days of operation/Notes 1st Class/Reservations/Bus Catering facilities	EM 2L52 1	EM 1B19 1◇ ⌘	EM 2L52 1	EM 1C20 1◇ ⌘	EM 1H14 ◇	EM 1B22 1◇ ⌘	EM 1C23 1◇ ⌘	EM 1H16 ◇	EM 2L54 A	EM 1B25 1◇ ⌘	EM 2L54 A	EM 1C26 1◇ ⌘	EM 1H18 ◇	EM 1B28 1◇ ⌘	EM 1C29 1◇ ⌘	EM 1H20 ◇	EM 2L56	EM 1B31 1◇ ⌘	
Sheffield (SHF)				0731			0800					0835			0901				
Chesterfield (CHD)				0743			0812					0848			0913				
Derby (DBY)				0804			0832					0910			0932				
Long Eaton (LGE)							0840								0941				
Grimsby Town (GMB)									0642										
Lincoln (LCN)		0629							0739									0839	
Newark Castle (NCT)		0658							0806									0907	
Nottingham (NOT)		0727	0746			0812			0831	0850				0912				0929	0950
Beeston (BEE)		0733				0818			0837					0918				0935	
Attenborough (ATB)		0737							0841									0939	
East Midlands Parkway (EMD)		0744				0824	0845		0848					0924	0945			0946	
Loughborough (LBO)		0753		0753		0832	0852		0856		0856			0932	0953			0955	
Barrow Upon Soar (BWS)				0758							0901								
Sileby (SIL)				0802							0905								
Syston (SYS)				0807							0910								
Leicester (LEI)			0810	0815	0825		0842	0902		0910	0918	0930		0942	1003				1010
Leicester (LEI)			0813		0827		0843	0904		0913		0932		0943	1004				1013
Market Harborough (MHR)			0826				0857			0927				0956					1026
Melton Mowbray (MMO)																			
Oakham (OKM)																			
Corby (COR)					0840			0910					0940				1010		
Kettering (KET)			0835		0848	0906		0918		0936			0948	1005			1018		1035
Kettering (KET)			0836		0848	0907		0919		0937			0948	1006			1019		1036
Wellingborough (WEL)					0856			0927					0956				1027		
Bedford (BDM)					0910			0940					1010				1040		
Luton (LUT)					0925			0956					1025				1055		
Luton Airport Parkway (LTN)					0928			0959					1028				1058		
St Pancras International (STP)			0927		0934	0951	0954	1007	1022		1027		1039	1051	1054	1109	1121		1127

NOTES (see introductory pages for explanation of train operator codes and standard symbols)

- a Arrival time
- d Departure time

A From Cleethorpes, see table 057

Sheffield, Chesterfield, Derby, Nottingham, Leicester, Corby and Kettering to London

Saturdays

Operator Train ID 1st Class/Reservations/Bus Catering facilities	EM 2L56	EM 1C32 1◇ ♣	EM 1H22 ◇	EM 1B34 1◇ ♣	EM 1C35 1◇ ♣	EM 1H24 ◇	EM 2L58	EM 1B37 1◇ ♣	EM 2L58	EM 1C38 1◇ ♣	EM 1H26 ◇	EM 1B40 1◇ ♣	EM 1C41 1◇ ♣	EM 1H28 ◇	EM 2L60	EM 1B43 1◇ ♣	EM 2L60	EM 1C44 1◇ ♣
Sheffield (SHF)	7 d	0929			1001					1036			1100					1130
Chesterfield (CHD)	d	0941			1013					1048			1112					1142
Derby (DBY)	6 d	1005			1033					1108			1132					1208
Long Eaton (LGE)	d				1041								1140					
Grimsby Town (GMB)	d						0838											
Lincoln (LCN)	d						0933								1036			
Newark Castle (NCT)	d						1003								1104			
Nottingham (NOT)	8 d			1012			1030	1050				1112			1129	1150		
Beeston (BEE)	d			1018			1036					1118			1137			
Attenborough (ATB)	d						1040								1141			
East Midlands Parkway (EMD)	← d	←		1024	1046		1047		←			1124	1145		1148		←	
Loughborough (LBO)	d	0955		1032	1053		1055		1055			1132	1152		1156		1156	
Barrow Upon Soar (BWS)	d	1000					1100		1100					1100			1201	
Sileby (SIL)	d	1004					1104		1104								1205	
Syston (SYS)	d	1009					1109		1109								1210	
Leicester (LEI)	a	1017	1026		1042	1103		1110	1117	1128		1142	1202			1210	1218	1228
Leicester (LEI)	d		1027		1043	1104		1112		1130		1143	1204			1213		1231
Market Harborough (MHR)	d			1056				1125				1157			1226			
Melton Mowbray (MMO)	d																	
Oakham (OKM)	d																	
Corby (COR)	d		1040			1110					1140			1210				
Kettering (KET)	a		1048	1105		1118		1134				1148	1206		1218	1235		
Kettering (KET)	d		1048	1106		1119		1136				1148	1207		1219	1236		
Wellingborough (WEL)	d		1056			1127						1156			1227			
Bedford (BDM)	7 d		1110			1140						1210			1240			
Luton (LUT)	10 d		1125			1156						1225			1256			
Luton Airport Parkway (LTN)	← 7 d		1128			1159						1228			1259			
St Pancras International (STP)	← 15 a	1139	1151	1154	1209	1222		1227		1239	1251	1254	1309	1322		1327		1336

Operator Train ID Days of operation/Notes 1st Class/Reservations/Bus Catering facilities	EM 1H30	EM 1B46	EM 1C47	EM 1H32	EM 2L62 A	EM 1B49	EM 2L62 A	EM 1C50	EM 1H34	EM 1B52	EM 1C53	EM 1H36	EM 2L64	EM 1B55	EM 2L64	EM 1C56	EM 1H38	EM 1B58
Sheffield (SHF)	7 d		1200					1236			1300					1336		
Chesterfield (CHD)	d		1212					1249			1312					1349		
Derby (DBY)	6 d		1232					1309			1332					1409		
Long Eaton (LGE)	d		1240								1340							
Grimsby Town (GMB)	d				1038													
Lincoln (LCN)	d				1133								1235					
Newark Castle (NCT)	d				1202								1304					
Nottingham (NOT)	8 d	1212			1227	1250			1312			1330	1350					1412
Beeston (BEE)	d	1218			1233				1318			1336						1418
Attenborough (ATB)	d				1237							1340						
East Midlands Parkway (EMD)	← d	1225	1245		1244		←		1325	1345		1347			←			1424
Loughborough (LBO)	d	1232	1252		1253			1253	1332	1352		1356			1356			1432
Barrow Upon Soar (BWS)	d				1258			1302					1401		1401			
Sileby (SIL)	d				1307			1307					1410		1410			
Syston (SYS)	d																	
Leicester (LEI)	a	1242	1302			1310	1315	1329		1342	1402			1411	1417	1429		1442
Leicester (LEI)	d	1243	1304			1313		1332		1343	1404			1413		1431		1443
Market Harborough (MHR)	d	1257				1326				1357				1426				1456
Melton Mowbray (MMO)	d																	
Oakham (OKM)	d																	
Corby (COR)	d	1240		1310					1340			1410						1440
Kettering (KET)	a	1248	1306	1318		1335			1348	1406		1418		1435				1448 1505
Kettering (KET)	d	1248	1307	1319		1336			1348	1407		1419		1436				1448 1506
Wellingborough (WEL)	d	1256		1327					1356			1427						1456
Bedford (BDM)	7 d	1310		1340					1410			1440						1510
Luton (LUT)	10 d	1325		1356					1425			1456						1525
Luton Airport Parkway (LTN)	← 7 d	1328		1359					1428			1459						1528
St Pancras International (STP)	← 15 a	1351	1354	1408	1422		1427		1436	1451	1454	1507	1522		1527		1536	1551 1554

NOTES (see introductory pages for explanation of train operator codes and standard symbols)

- a Arrival time
- d Departure time

A From Cleethorpes, see table 057

Sheffield, Chesterfield, Derby, Nottingham, Leicester, Corby and Kettering to London

Saturdays

Operator Train ID 1st Class/Reservations/Bus Catering facilities	EM 1C59 11◇ ⌘	EM 1H40 ◇	EM 2L66	EM 1B61 11◇ ⌘	EM 2L66	EM 1C62 11◇ ⌘	EM 1H42 ◇	EM 1B64 11◇ ⌘	EM 1C65 11◇ ⌘	EM 1H44 ◇	EM 2L68	EM 1B67 11◇ ⌘	EM 2L68	EM 1C68 11◇ ⌘	EM 1H46 ◇	EM 1B70 11◇ ⌘	EM 1C71 11◇ ⌘	EM 1H48 ◇	
Sheffield (SHF)	7 d	1401				1436			1501					1537			1601		
Chesterfield (CHD)	d	1413				1448			1513					1549			1613		
Derby (DBY)	6 d	1433				1510			1533					1611			1634		
Long Eaton (LGE)	d	1441							1541								1642		
Grimsby Town (GMB)	d		1240																
Lincoln (LCN)	d		1335								1437								
Newark Castle (NCT)	d		1403								1506								
Nottingham (NOT)	8 d		1427	1449				1512			1529	1550				1612			
Beeston (BEE)	d		1433					1518			1535					1618			
Attenborough (ATB)	d		1437								1539								
East Midlands Parkway (EMD)	← d	1446	1444		↔			1524	1546		1546		↔			1624	1647		
Loughborough (LBO)	d	1453	1452		1452			1532	1553		1554		1554			1632	1654		
Barrow Upon Soar (BWS)	d		↔		1457						↔		1559						
Sileby (SIL)	d				1501								1603						
Syston (SYS)	d				1507								1608						
Leicester (LEI)	a	1503		1510	1516	1530		1542	1603			1611	1617	1631		1642	1704		
Leicester (LEI)	d	1504		1513		1532		1543	1604			1614		1632		1643	1705		
Market Harborough (MHR)	d			1526				1556				1627				1656			
Melton Mowbray (MMO)	d																		
Oakham (OKM)	d																		
Corby (COR)	d		1510				1540				1610				1640			1710	
Kettering (KET)	a		1518	1535			1548	1605			1618		1636		1648	1705		1718	
Kettering (KET)	d		1519	1536			1548	1606			1619		1637		1648	1706		1719	
Wellingborough (WEL)	d		1527				1556				1627				1656			1727	
Bedford (BDM)	7 d		1541				1610				1640				1710			1740	
Luton (LUT)	10 d		1556				1625				1656				1725			1756	
Luton Airport Parkway (LTN)	← 7 d		1559				1628				1659				1728			1759	
St Pancras International (STP)	Ⓧ Ⓧ 15 a	1608	1622		1627		1636	1651	1654	1710	1722		1728		1739	1751	1754	1809	1822

Operator Train ID 1st Class/Reservations/Bus Catering facilities	EM 2L70	EM 1B73 11◇ ⌘	EM 2L70	EM 1C74 11◇ ⌘	EM 1H50 ◇	EM 1B76 11◇ ⌘	EM 1C77 11◇ ⌘	EM 1H52 ◇	EM 2L72	EM 1B79 11◇ ⌘	EM 2L72	EM 1C80 11◇ ⌘	EM 1H54 ◇	EM 1B82 11◇ ⌘	EM 1C83 11◇ ⌘	EM 1H56 ◇	EM 2L74	EM 1B85 11◇ ⌘	
Sheffield (SHF)	7 d			1637			1700					1731			1800				
Chesterfield (CHD)	d			1649			1712					1749			1812				
Derby (DBY)	6 d			1711			1732					1811			1832				
Long Eaton (LGE)	d						1740								1840				
Grimsby Town (GMB)	d	1438																1638	
Lincoln (LCN)	d	1533							1636									1731	
Newark Castle (NCT)	d	1605							1706									1759	
Nottingham (NOT)	8 d	1631	1650			1712			1729	1750				1812				1827	1850
Beeston (BEE)	d	1639				1718			1739					1818				1833	
Attenborough (ATB)	d	1642							1743									1837	
East Midlands Parkway (EMD)	← d	1649		↔		1724	1745		1750		↔			1824	1845			1844	
Loughborough (LBO)	d	1658		1658		1732	1752		1758		1758			1832	1852			1852	
Barrow Upon Soar (BWS)	d		↔	1703					↔		1803							↔	
Sileby (SIL)	d			1707							1807								
Syston (SYS)	d			1712							1812								
Leicester (LEI)	a		1712	1720	1731		1742	1802			1810	1820	1831		1842	1902			1910
Leicester (LEI)	d		1713		1733		1743	1804			1813		1833		1843	1904			1913
Market Harborough (MHR)	d		1726				1756				1826				1856				1926
Melton Mowbray (MMO)	d																		
Oakham (OKM)	d																		
Corby (COR)	d				1740			1810					1840			1910			
Kettering (KET)	a		1735		1748	1805		1818		1835		1848	1905		1918				1935
Kettering (KET)	d		1736		1748	1806		1819		1836		1848	1906		1919				1936
Wellingborough (WEL)	d			1756				1827				1856			1927				
Bedford (BDM)	7 d			1810				1840				1910			1940				
Luton (LUT)	10 d			1825				1856				1925			1956				
Luton Airport Parkway (LTN)	← 7 d			1828				1859				1928			1959				
St Pancras International (STP)	Ⓧ Ⓧ 15 a		1827		1836	1851	1854	1909	1922		1927		1936	1951	1954	2007	2022		2027

NOTES (see introductory pages for explanation of train operator codes and standard symbols)

- a Arrival time
- d Departure time

Sheffield, Chesterfield, Derby, Nottingham, Leicester, Corby and Kettering to London

Saturdays

Operator Train ID 1st Class/Reservations/Bus Catering facilities	EM 2L74	EM 1C86 1◇ ♣	EM 1H58 ◇	EM 1B88 1◇ ♣	EM 1C89 1◇ ♣	EM 1H60 ◇	EM 2L76	EM 1B91 1◇ ♣	EM 2L76	EM 1C92 1◇ ♣	EM 1H62 ◇	EM 1B94 1◇ ♣	EM 1C95 1◇ ♣	EM 1H64 ◇	EM 2L78	EM 1B97 1◇ ♣	EM 2L78	EM 1C96 1◇ ♣
Sheffield (SHF)		1837			1901					1937			2001					2030
Chesterfield (CHD)		1849			1913					1949			2013					2042
Derby (DBY)		1909			1933					2011			2033					2102
Long Eaton (LGE)					1941								2041					
Grimsby Town (GMB)															1839			
Lincoln (LCN)							1830								1934			
Newark Castle (NCT)							1858								2003			
Nottingham (NOT)				1912			1927	1950				2012			2033	2050		
Beeston (BEE)				1918			1933					2018			2039			
Attenborough (ATB)							1937								2043			
East Midlands Parkway (EMD)	←	←		1924	1945		1944	←				2024	2046		2050		←	2112
Loughborough (LBO)		1852		1932	1953		1952		1952			2032	2053		2058		2058	2119
Barrow Upon Soar (BWS)		1857					→		1957						→			2103
Sileby (SIL)		1901							2001									2107
Syston (SYS)		1906							2006									2112
Leicester (LEI)	a	1915	1929		1942	2003		2010	2015	2031		2042	2103			2110	2120	2129
Leicester (LEI)	d		1932		1943	2004		2013		2032		2043	2104			2114		
Market Harborough (MHR)	d			1956				2026				2056				2127		
Melton Mowbray (MMO)	d																	
Oakham (OKM)	d																	
Corby (COR)	d			1940							2040					2110		
Kettering (KET)	a			1948	2005		2018		2035			2048	2105		2118		2136	
Kettering (KET)	d			1948	2006		2019		2036			2048	2106		2119		2137	
Wellingborough (WEL)	d			1956			2027					2056			2127			
Bedford (BDM)	d			2010			2040					2110			2140		2155	
Luton (LUT)	d			2025			2055					2125			2156			
Luton Airport Parkway (LTN)	←	←		2028			2058					2128			2159			
St Pancras International (STP)	←	←	2039	2051	2054	2109	2121		2126		2138	2151	2154	2208	2222		2234	

Operator Train ID 1st Class/Reservations/Bus Catering facilities	EM 1H66 ◇	EM 1H68 ◇	EM 1B00 1◇ ♣	EM 1C98 1◇ ♣	EM 2L82	EM 2L86	EM 1H70 ◇	EM 2L88
Sheffield (SHF)				2100				
Chesterfield (CHD)				2114				
Derby (DBY)				2135				
Long Eaton (LGE)				2144				
Grimsby Town (GMB)								
Lincoln (LCN)					2042			
Newark Castle (NCT)					2110			
Nottingham (NOT)			2125		2149	2233		2318
Beeston (BEE)			2131		2155	2239		2324
Attenborough (ATB)					2159	2243		
East Midlands Parkway (EMD)	←		2137	2149	2206	2249		2332
Loughborough (LBO)			2145	2157	2214	2258		2340
Barrow Upon Soar (BWS)					2219	2303		
Sileby (SIL)					2223	2307		
Syston (SYS)					2228	2312		
Leicester (LEI)	a		2155	2207	2237	2320		2351
Leicester (LEI)	d		2156					
Market Harborough (MHR)	d		2209					
Melton Mowbray (MMO)	d							
Oakham (OKM)	d							
Corby (COR)	d	2140	2201				2240	
Kettering (KET)	a	2148	2209	2218			2248	
Kettering (KET)	d	2148		2219				
Wellingborough (WEL)	d	2156	2227					
Bedford (BDM)	d	2210						
Luton (LUT)	d	2225						
Luton Airport Parkway (LTN)	←	←	2228					
St Pancras International (STP)	←	←	2251	2323				

NOTES (see introductory pages for explanation of train operator codes and standard symbols)

- a Arrival time
- d Departure time

Sheffield, Chesterfield, Derby, Nottingham, Leicester, Corby and Kettering to London

Sundays

Operator Train ID 1st Class/Reservations/Bus Catering facilities	EM 1C01 1◇	EM 1B02 1◇	EM 1C03 1◇	EM 1B04 1◇	EM 1C06 1◇	EM 1H00 ◇	EM 1B07 1◇	EM 1H02 ◇	EM 1C09 1◇	EM 1B10 1◇	EM 1H04 ◇	EM 1B12 1◇	EM 1C13 1◇	EM 1H06 ◇	EM 1B15 1◇	EM 1C16 1◇	EM 1H08 ◇	EM 1H10 1◇
Sheffield (SHF)					0823				0926				1052			1152		
Chesterfield (CHD)					0835				0938				1105			1204		
Derby (DBY)	0700		0751		0855				0958				1126			1225		
Long Eaton (LGE)			0759		0903				1007				1135			1235		
Grimsby Town (GMB)																		
Lincoln (LCN)																		
Newark Castle (NCT)																		
Nottingham (NOT)		0724		0821			0926			1016		1110			1209			
Beeston (BEE)				0827								1116			1215			
Attenborough (ATB)																		
East Midlands Parkway (EMD)	0711	0734	0804	0833	0908		0936		1011	1026		1122	1140		1221	1239		
Loughborough (LBO)		0741	0811	0841	0915		0943		1019	1033		1130	1147		1229	1247		
Barrow Upon Soar (BWS)																		
Sileby (SIL)																		
Syston (SYS)																		
Leicester (LEI)	a 0725	0752	0822	0852	0926		0954		1030	1044		1141	1158		1240	1258		
Leicester (LEI)	d 0726	0753	0823	0853	0927		0956		1031	1046		1144	1200		1242	1259		
Market Harborough (MHR)	d 0743	0810	0840	0910	0944		1013		1044	1059		1158	1213		1256	1312		
Melton Mowbray (MMO)																		
Oakham (OKM)																		
Corby (COR)						1000		1038			1141			1227			1310	1341
Kettering (KET)	a 0752	0819	0849	0919	0953	1008	1022	1046	1053	1108	1149	1207		1235	1305		1318	1349
Kettering (KET)	d 0753	0820	0850	0920	0954		1023		1054	1109	1149	1208		1235	1306		1318	1349
Wellingborough (WEL)	d 0800	0827	0857	0927	1001		1031		1101	1116	1158			1244			1327	1357
Bedford (BDM)	d 0812	0844	0914	0944	1014		1044		1114	1130	1210			1256			1339	1410
Luton (LUT)	d 0834			1004			1103				1225			1312			1355	1425
Luton Airport Parkway (LTN)	d 0838	0907	0937	1008	1039		1107		1136	1154	1228			1315			1358	1428
St Pancras International (STP)	a 0916	0943	1012	1041	1111		1142		1211	1219	1252	1256	1308	1339	1353	1408	1422	1452

Operator Train ID 1st Class/Reservations/Bus Catering facilities	EM 1B19 1◇	EM 1C20 1◇	EM 1H12 ◇	EM 1C22 1◇	EM 1H14 ◇	EM 1B24 1◇	EM 1C25 1◇	EM 1H16 ◇	EM 1C27 1◇	EM 1H18 ◇	EM 1B29 1◇	EM 1C30 1◇	EM 1H20 ◇	EM 1B32 1◇	EM 1C33 1◇	EM 1H22 ◇	EM 1B35 1◇	EM 1C36 1◇
Sheffield (SHF)		1252		1331			1351		1432			1451			1531			1551
Chesterfield (CHD)		1304		1344			1404		1446			1504			1544			1604
Derby (DBY)		1325		1406			1425		1506			1528			1606			1628
Long Eaton (LGE)		1335					1434					1538						1637
Grimsby Town (GMB)																		
Lincoln (LCN)																		
Newark Castle (NCT)																		
Nottingham (NOT)	1310					1410					1506			1547			1610	
Beeston (BEE)	d 1316					1416					1512						1616	
Attenborough (ATB)																		
East Midlands Parkway (EMD)	d 1323	1339		1416		1423	1439		1516		1520	1542		1557	1616		1623	1642
Loughborough (LBO)	d 1330	1347				1430	1446				1528	1550					1630	1649
Barrow Upon Soar (BWS)																		
Sileby (SIL)																		
Syston (SYS)																		
Leicester (LEI)	a 1341	1358		1430		1441	1457		1530		1541	1601		1611	1630		1641	1700
Leicester (LEI)	d 1343	1359		1432		1443	1459		1532		1543	1602		1613	1632		1643	1702
Market Harborough (MHR)	d 1356	1412				1456	1512				1556			1626			1656	
Melton Mowbray (MMO)																		
Oakham (OKM)																		
Corby (COR)			1410		1440			1510		1540			1610			1640		
Kettering (KET)	a 1405		1418		1448	1505		1518		1548	1605		1618	1635		1648	1705	
Kettering (KET)	d 1406		1418		1448	1506		1518		1548	1606		1618	1636		1648	1706	
Wellingborough (WEL)			1426		1456			1526		1556			1626			1656		
Bedford (BDM)	d 1439			1509				1539		1609			1639			1709		
Luton (LUT)	d 1455			1525				1555		1625			1655			1725		
Luton Airport Parkway (LTN)	d 1458			1528				1558		1628			1658			1728		
St Pancras International (STP)	a 1455	1508	1522	1539	1552	1556	1609	1622	1639	1652	1655	1709	1722	1727	1739	1752	1755	1809

NOTES (see introductory pages for explanation of train operator codes and standard symbols)

- a Arrival time
- d Departure time

Sheffield, Chesterfield, Derby, Nottingham, Leicester, Corby and Kettering to London

Sundays

Operator Train ID 1st Class/Reservations/Bus Catering facilities	EM 1H24 ◇	EM 1B38 1◇ CP	EM 1C39 1◇ CP	EM 1H26 ◇	EM 1B41 1◇ CP	EM 1C42 1◇ CP	EM 1H28 ◇	EM 1B44 1◇ CP	EM 1C45 1◇ CP	EM 1H30 ◇	EM 1B47 1◇ CP	EM 1C48 1◇ CP	EM 1H32 ◇	EM 1B50 1◇ CP	EM 1H34 ◇	EM 1B52 1◇ CP	EM 1C53 1◇ CP	EM 1H36 ◇	
Sheffield (SHF)			1628			1651			1728			1751						1851	
Chesterfield (CHD)			1640			1703			1741			1803						1903	
Derby (DBY)			1701			1725			1802			1826						1923	
Long Eaton (LGE)						1734						1834						1932	
Grimsby Town (GMB)																			
Lincoln (LCN)																			
Newark Castle (NCT)																			
Nottingham (NOT)		1647			1710			1745			1810			1845		1906			
Beeston (BEE)					1716					1816						1912			
Attenborough (ATB)																			
East Midlands Parkway (EMD)		1657	1712		1723	1739		1757	1813		1823	1839		1857		1919	1937		
Loughborough (LBO)			1719		1730	1746					1830	1846				1926	1944		
Barrow Upon Soar (BWS)																			
Sileby (SIL)																			
Syston (SYS)																			
Leicester (LEI)		1711	1730		1741	1757		1811	1827		1841	1857		1911		1937	1955		
Leicester (LEI)		1713	1732		1743	1802		1813	1829		1843	1902		1913		1943	1959		
Market Harborough (MHR)		1726			1756			1826	1842		1856			1926		1956			
Melton Mowbray (MMO)																			
Oakham (OKM)																			
Corby (COR)		1710		1740			1810			1840			1910					2005	
Kettering (KET)		1718	1735	1748	1805		1818	1835		1848	1905		1918	1935	1948	2005		2013	
Kettering (KET)		1718	1736	1748	1806		1818	1836		1848	1906		1918	1936	1948	2006		2018	
Wellingborough (WEL)		1726		1756			1826			1856			1926		1956			2026	
Bedford (BDM)		1739		1809			1839			1909			1940		2009			2039	
Luton (LUT)		1755		1825			1855			1925			1956		2025		2044	2055	
Luton Airport Parkway (LTN)		1758		1828			1858			1928			1959		2028			2058	
St Pancras International (STP)		1822	1827	1839	1852	1855	1909	1922	1927	1939	1952	1955	2009	2023	2027	2052	2055	2108	2122

Operator Train ID 1st Class/Reservations/Bus Catering facilities	EM 1B55 1◇ CP	EM 1C56 1◇ CP	EM 1H38 ◇	EM 1H40 ◇	EM 1C59 1◇ CP	EM 1B60 1◇ CP	EM 1B62 1◇ CP
Sheffield (SHF)		1951			2029		
Chesterfield (CHD)		2003			2042		
Derby (DBY)		2025			2103		
Long Eaton (LGE)		2034			2112		
Grimsby Town (GMB)							
Lincoln (LCN)							
Newark Castle (NCT)							
Nottingham (NOT)		1959				2109	2150
Beeston (BEE)		2005				2115	2156
Attenborough (ATB)							
East Midlands Parkway (EMD)		2012	2039		2117	2121	2202
Loughborough (LBO)		2019	2046		2124	2129	2210
Barrow Upon Soar (BWS)							
Sileby (SIL)							
Syston (SYS)							
Leicester (LEI)		2030	2057		2135	2140	2221
Leicester (LEI)		2032	2059		2136	2141	
Market Harborough (MHR)		2045	2112		2150	2154	
Melton Mowbray (MMO)							
Oakham (OKM)							
Corby (COR)			2110	2140			
Kettering (KET)		2054	2118	2148	2159	2203	
Kettering (KET)		2055	2118		2200	2205	
Wellingborough (WEL)		2102	2126		2207	2213	
Bedford (BDM)		2115	2139		2220	2227	
Luton (LUT)			2155		2235	2242	
Luton Airport Parkway (LTN)		2131	2158		2238	2246	
St Pancras International (STP)		2155	2208	2223	2303	2309	

NOTES (see introductory pages for explanation of train operator codes and standard symbols)

- a Arrival time
- d Departure time