





London to Salisbury, Westbury, Yeovil, Axminster and Exeter

Mondays to Fridays

Operator	SW	SW	SW	SW	SW	SW	SW	SW	SW	SW	SW	SW	SW	SW	SW	SW	SW	SW	SW
Train ID	1L69	1L75	1L79	1L79	1L93	1L95	1L03	1L09	1L11	1L13	1V15	1L17	1L19	1L21	1V23	1L25	1050	1V27	
Days of operation/Notes	MO	MX	MX	MO A													C		
1st Class/Reservations/Bus/Ferry	1	1	1	1	1	1	1	1	1	1	1	1	1	1	1	1	1	1	
London Waterloo (WAT)  d									0635	0710	0750	0820	0850	0920		1020			
Clapham Junction (CLJ)  d									0642u	0717u	0757u	0828u	0858u	0927u		1027u			
Woking (WOK) d			0009	0008					0702	0736	0817	0846	0916	0946		1046			
Reading (RDG)  d																			
Basingstoke (BSK) d			0029	0040					0724	0800	0838	0907	0938	1008	1038	1108		1137	
Overton (OVR) d			0037s	0049s					0733	0808	0846		0946		1046			1145	
Whitchurch (Hants) (WCH) d			0042s	0054s					0738	0813	0851		0951		1051			1150	
Andover (ADV) d		0001	0051	0103					0746	0822	0900	0926	1002e	1026	1100	1126		1159	
Grateley (GRT) d		0009	0058s	0110s					0754	0830	0907		1010		1107			1206	
Salisbury (SAL) a		0021	0111	0122					0806	0843	0920	0943	1022	1043	1119	1143		1218	
Salisbury (SAL) d						0610	0738	0808	0847	0924	0947		1047	1124	1147			1222	
Warminster (WMN) a										0943				1143				1242	
Westbury (WSB) a										0952				1152				1251	
Frome (FRO) a										1005				1215				1312	
Bruton (BRU) a										1016				1232				1330	
Castle Cary (CLC) a										1021				1237				1335	
Tisbury (TIS) d						0629	0757	0827	0906		1007		1106		1206				
Gillingham (Dorset) (GIL) d					0551	0642e	0811c	0837a	0917		1018		1117		1217				
Templecombe (TMC) d					0558	0650	0819		0925		1025		1125		1225				
Sherborne (SHE) d					0606	0657	0826		0932		1033		1132		1232				
Yeovil Junction (YVJ) a					0612	0703	0832		0938		1038		1138	1300j	1238			1400j	
Yeovil Junction (YVJ) d					0615	0707	0839		0942		1041		1139	1239	1317			1352	
Yeovil Pen Mill (YVP) a										1038				1253				1352	
Crewkerne (CKN) d					0625	0716	0849		0951		1051		1149		1249				
Axminster (AXM) d	0009				0550	0657h	0737	0903	1006		1105		1203		1303				
Honiton (HON) d	0020s				0604e	0712c	0752e	0916	1018		1118		1216		1316				
Feniton (FNT) d	0027s				0610	0718	0758	0922	1023				1221						
Whimble (WHM) d	0032s				0615	0723	0803	0927			1126				1324				
Cranbrook (CBK) d	0036s				0619	0728	0808	0931	1031		1130		1229		1328				
Pinhoe (PIN) d	0040s				0623	0732	0813	0935	1035		1134		1233		1332				
Exeter Central (EXC) a					0628	0737	0817	0940	1039		1139		1237		1337				
Exeter St Davids (EXD)  a	0047				0632	0745	0822	0945	1043		1143		1242		1342				

For the complete service between London, Woking and Basingstoke see table 152, and between Reading and Basingstoke, table 120
 For the complete service between Salisbury, Westbury and Castle Cary see table 133

NOTES (see introductory pages for explanation of train operator codes and standard symbols)

- a Arrival time
- d Departure time
- s Stops to set down only
- u Stops to pick up only
- c Arrives 4 minutes earlier
- e Arrives 3 minutes earlier
- h Arrives 13 minutes earlier
- j Calls at Yeovil Junction after Pen Mill

- A Also calls at Farnborough (Main) 0019 and Fleet 0024
- C To London Waterloo via Westbury

- MO Mondays only
- MX Not Mondays

London to Salisbury, Westbury, Yeovil, Axminster and Exeter

Mondays to Fridays

Operator	SW	SW	SW	SW	SW	SW	SW	SW	SW	SW	SW	SW	SW	SW	SW	SW	SW	SW
Train ID	1L29	1L31	1L33	1056	1L35	1L37	1L39	1L41	1L43	1L45	1L47	1L49	1L51	1L53	1L55	1L57	1L59	1L61
Days of operation/Notes	□	□	□	□	□	□	□	□	□	□	□	□	□	□	□	□	□	□
1st Class/Reservations/Bus/Ferry	□	□	□	□	□	□	□	□	□	□	□	□	□	□	□	□	□	□
London Waterloo (WAT) 15 d	1120		1220			1320		1420		1520		1620	1650	1723	1753	1823		1920
Clapham Junction (CLJ) 10 d	1127u		1227u			1327u		1427u		1527u		1627u	1657u					1927u
Woking (WOK) d	1146		1246			1346		1446		1546		1646u						1946u
Reading (RDG) 7 d																		
Basingstoke (BSK) d	1208	1238	1308		1338	1408	1438	1508	1538	1608	1638	1707	1738	1807	1838	1907	1939	2007
Overton (OVR) d		1246			1346		1446		1546		1646	1716	1746	1816	1847	1916	1947	2016
Whitchurch (Hants) (WCH) d		1251			1351		1451		1551		1651	1722	1751	1822	1852	1922	1952	2021
Andover (ADV) d	1226	1300	1325		1400	1426	1500	1526	1600	1627e	1700	1730	1800	1830	1900	1930	2001	2030
Grateley (GRT) d		1307			1407		1507		1607		1707	1738	1807	1838	1908	1938	2009	2038
Salisbury (SAL) a	1243	1320	1344		1420	1444	1520	1545	1620	1644	1721	1750	1821	1850	1920	1950	2021	2050
Salisbury (SAL) d	1247		1347			1447	1525	1547		1647	1723	1754	1823	1854	1924	1954	2024	2054
Warminster (WMN) a																		
Westbury (WSB) a																		
Frome (FRO) a																		
Bruton (BRU) a																		
Castle Cary (CLC) a																		
Tisbury (TIS) d	1306		1406			1506	1539	1607		1706	1737	1809	1837	1909	1938	2009	2038	2108
Gillingham (Dorset) (GIL) d	1317		1417			1517	1548a	1618		1717	1752f	1819	1852f	1920	1954f	2020	2051e	2119
Templecombe (TMC) d	1325		1425			1525		1625		1725	1800	1827	1859	1927	2001	2027	2059	2126
Sherborne (SHE) d	1332		1432			1532		1633		1732	1807	1834	1907	1935	2009	2035	2106	2134
Yeovil Junction (YVJ) a	1338		1438			1538		1638		1738	1813	1840	1912	1940	2014	2040	2112	2139
Yeovil Junction (YVJ) d	1339		1439	1451		1539		1639		1739		1841	1917	1941	2019	2041	2117	2142
Yeovil Pen Mill (YVP) a				1456									1924		2026		2124	
Crewkerne (CKN) d	1349		1449			1549		1649		1749		1850		1951		2051		2152
Axminster (AXM) d	1403		1503			1603		1703		1804		1905		2005		2105		2206
Honiton (HON) d	1416		1515			1616		1717		1816		1918		2017		2117		2218
Feniton (FNT) d	1421		1521					1722				1923				2123		
Whimble (WHM) d			1526			1624				1825				2025				2226
Cranbrook (CBK) d	1429		1530			1629		1730		1830		1931		2030		2130		2231
Pinhoe (PIN) d	1433		1534			1633		1734		1834		1935		2034		2134		2235
Exeter Central (EXC) a	1437		1539			1637		1738		1838		1939		2038		2139		2239
Exeter St Davids (EXD) 6 a	1442		1543			1642		1744		1849		1944		2042		2143		2244

NOTES (see introductory pages for explanation of train operator codes and standard symbols)

- a Arrival time
- d Departure time
- u Stops to pick up only
- e Arrives 3 minutes earlier
- f Arrives 5 minutes earlier

- B To Westbury
- C To London Waterloo via Westbury

London to Salisbury, Westbury, Yeovil, Axminster and Exeter

Mondays to Fridays

Operator Train ID Days of operation/Notes 1st Class/Reservations/Bus/Ferry	SW 1058 D D	SW 1L63 D	SW 1L65 D	SW 1L67 D	SW 1L69 D	SW 1L71 D	SW 1L73 D	SW 1L75 D	SW 1L79 FX D	SW 1L79 FO D
London Waterloo (WAT) 15 d			2020		2120		2220		2340	2340
Clapham Junction (CLJ) 10 d			2027u		2127u		2227u		2347u	2347u
Woking (WOK) d			2046		2146		2246		0009	0009
Reading (RDG) 7 d										
Basingstoke (BSK) d		2038	2107	2137	2207	2237	2307	2338	0029	0029
Overton (OVR) d		2046	2116	2146	2216	2246	2316	2347	0037s	0037s
Whitchurch (Hants) (WCH) d		2051	2121	2151	2221	2251	2321	2353	0042s	0042s
Andover (ADV) d		2100	2129	2200	2229	2300	2329	0001	0051	0051
Grateley (GRT) d		2107	2137	2207	2237	2307	2337	0009	0058s	0058s
Salisbury (SAL) a		2120	2149	2220	2249	2322	2349	0021	0111	0111
Salisbury (SAL) d			2151				2351			0114
Warminster (WMN) a										
Westbury (WSB) a										
Frome (FRO) a										
Bruton (BRU) a										
Castle Cary (CLC) a										
Tisbury (TIS) d			2208				0004s			0127s
Gillingham (Dorset) (GIL) d			2218				0015s			0137s
Templecombe (TMC) d			2226				0023s			0145s
Sherborne (SHE) d			2233				0030s			0153s
Yeovil Junction (YVJ) a			2239				0036			0159
Yeovil Junction (YVJ) d	2145		2240							
Yeovil Pen Mill (YVP) a	2150									
Crewkerne (CKN) d			2250							
Axminster (AXM) d			2305							
Honiton (HON) d			2338g							
Feniton (FNT) d			2343							
Whimple (WHM) d			2348							
Cranbrook (CBK) d			2353							
Pinhoe (PIN) d			2357							
Exeter Central (EXC) a			0001							
Exeter St Davids (EXD) 6 a			0005							

NOTES (see introductory pages for explanation of train operator codes and standard symbols)





- a Arrival time
- d Departure time
- s Stops to set down only
- u Stops to pick up only
- g Arrives 22 minutes earlier

D To Salisbury via Westbury

- FO Fridays only
- FX Not Fridays

London to Salisbury, Westbury, Yeovil, Axminster and Exeter

Saturdays





Operator Train ID 1st Class/Reservations/Bus/Ferry	SW 1L75 □	SW 1L79 □	SW 1L93 □	SW 1L95 □	SW 1L03 □	SW 1L09 □	SW 1L11 □	SW 1L13 □	SW 1L15 □	SW 1L17 □	SW 1V19 □	SW 1L21 □	SW 1L23 □	SW 1L25 □	SW 1L27 □	SW 1L29 □	SW 1L31 □	SW 1L33 □
London Waterloo (WAT)  d							0635	0710	0750	0820	0850	0920	0950	1020	1050	1120	1150	1220
Clapham Junction (CLJ)  d							0642u	0717u	0757u	0827u	0857u	0927u	0957u	1028u	1057u	1127u	1157u	1227u
Woking (WOK) d		0009					0702	0736	0816	0846	0916	0946	1016	1046	1116	1146	1216	1246
Reading (RDG)  d																		
Basingstoke (BSK) d		0029					0723	0759	0838	0908	0938	1008	1038	1109c	1138c	1208	1238	1308
Overton (OVR) d		0037s					0731	0808	0846		0946		1046		1146		1246	
Whitchurch (Hants) (WCH) d		0042s					0736	0813	0851		0951		1051		1151		1251	
Andover (ADV) d	0001	0051					0745	0822	0900	0926	1000	1026	1100	1127	1200	1226	1300	1326
Grateley (GRT) d	0009	0058s					0752	0830	0907		1007		1107		1207		1307	
Salisbury (SAL) a	0021	0111					0805	0842	0920	0942	1020	1042	1120	1144	1220	1242	1320	1342
Salisbury (SAL) d		0114			0615	0747	0813	0847		0947	1026	1047		1147		1247		1347
Warminster (WMN) a											1045							
Westbury (WSB) a											1054							
Frome (FRO) a											1106							
Bruton (BRU) a																		
Castle Cary (CLC) a																		
Tisbury (TIS) d		0127s			0629	0801	0832	0906		1006		1106		1206		1306		1406
Gillingham (Dorset) (GIL) d		0137s			0642c	0814c	0900f	0917		1017		1117		1217		1317		1417
Templecombe (TMC) d		0145s			0650	0822	0907	0925		1025		1125		1225		1325		1425
Sherborne (SHE) d		0153s			0657	0829	0915	0932		1032		1132		1232		1332		1432
Yeovil Junction (YVJ) a		0159			0703	0835	0920	0938		1038		1138		1238		1338		1438
Yeovil Junction (YVJ) d				0615	0707	0839		0939		1039		1139		1239		1339		1439
Yeovil Pen Mill (YVP) a																		
Crewkerne (CKN) d				0624	0716	0849		0949		1049		1149		1249		1349		1449
Axminster (AXM) d			0552	0657h	0738	0903		1003		1103		1203		1303		1403		1503
Honiton (HON) d			0604	0712j	0754e	0916		1016		1116		1216		1316		1416		1516
Feniton (FNT) d			0610	0718	0800	0921		1021				1221				1421		
Whimble (WHM) d			0615	0723	0805	0926				1124				1324				1524
Cranbrook (CBK) d			0619	0728	0809	0931		1029		1128		1229		1328		1429		1528
Pinhoe (PIN) d			0623	0732	0813	0935		1033		1132		1233		1332		1433		1532
Exeter Central (EXC) a			0628	0737	0818	0939		1037		1137		1237		1337		1437		1537
Exeter St Davids (EXD)  a			0632	0743	0823	0943		1042		1142		1242		1342		1442		1542

NOTES (see introductory pages for explanation of train operator codes and standard symbols)

- a Arrival time
- d Departure time
- s Stops to set down only
- u Stops to pick up only
- c Arrives 3 minutes earlier
- e Arrives 5 minutes earlier
- f Arrives 18 minutes earlier
- h Arrives 13 minutes earlier
- j Arrives 4 minutes earlier

London to Salisbury, Westbury, Yeovil, Axminster and Exeter

Saturdays

Operator Train ID 1st Class/Reservations/Bus/Ferry	SW 1L35 □	SW 1L37 □	SW 1L39 □	SW 1L41 □	SW 1L43 □	SW 1L45 □	SW 1L47 □	SW 1L49 □	SW 1L51 □	SW 1L53 □	SW 1V55 □	SW 1L57 □	SW 1L59 □	SW 1L61 □	SW 1L63 □	SW 1L65 □	SW 1L67 □	SW 1L69 □
London Waterloo (WAT)  d	1250	1320	1350	1420	1450	1520	1550	1620	1650	1720	1750	1820	1850	1920	1950	2020	2050	2120
Clapham Junction (CLJ)  d	1257u	1327u	1357u	1427u	1457u	1527u	1557u	1627u	1657u	1727u	1757u	1827u	1857u	1927u	1957u	2027u	2057u	2127u
Woking (WOK) d	1316	1346	1416	1446	1516	1546	1616	1646	1716	1746	1816	1846	1916	1946	2016	2046	2116	2146
Reading (RDG)  d																		
Basingstoke (BSK) d	1338	1407	1438	1508	1537	1608	1638	1708	1738	1808	1838	1908	1938	2008	2038	2108	2138	2208
Overton (OVR) d	1346		1446		1545		1646		1746		1846		1946		2046		2146	2216
Whitchurch (Hants) (WCH) d	1351		1451		1550		1651		1751		1851		1951		2051		2151	2221
Andover (ADV) d	1400	1426	1500	1526	1600	1626	1700	1726	1800	1826	1900	1926	2000	2026	2100	2126	2200	2230
Grateley (GRT) d	1407		1507		1607		1707		1807		1907		2007		2107		2207	2237
Salisbury (SAL) a	1420	1442	1520	1543	1620	1642	1720	1742	1820	1843	1920	1943	2020	2045	2120	2144	2220	2249
Salisbury (SAL) d		1447		1547		1647		1747		1847	1927	1947		2047		2148		2255
Warminster (WMN) a											1946							
Westbury (WSB) a											1954							
Frome (FRO) a											2007							
Bruton (BRU) a											2018							
Castle Cary (CLC) a											2023							
Tisbury (TIS) d		1506		1606		1706		1806		1908		2006		2106		2206		2309s
Gillingham (Dorset) (GIL) d		1517		1617		1717		1817		1919		2017		2117		2217		2319s
Templecombe (TMC) d		1525		1625		1725		1825		1926		2025		2125		2225		2327s
Sherborne (SHE) d		1532		1632		1732		1832		1934		2032		2132		2232		2334s
Yeovil Junction (YVJ) a		1538		1638		1738		1838		1939	2045g	2038		2138		2238		2340
Yeovil Junction (YVJ) d		1539		1639		1739		1839		1941		2039		2139		2239		
Yeovil Pen Mill (YVP) a											2037							
Crewkerne (CKN) d		1549		1649		1749		1849		1950		2049		2149		2249		
Axminster (AXM) d		1603		1703		1803		1903		2005		2103		2203		2303		
Honiton (HON) d		1616		1716		1816		1916		2016		2117		2217		2315a		
Feniton (FNT) d		1621				1821				2023				2222				
Whimble (WHM) d				1724				1924				2125		2227				
Cranbrook (CBK) d		1629		1728		1829		1928		2030		2129		2232				
Pinhoe (PIN) d		1633		1732				1932				2133		2236				
Exeter Central (EXC) a		1637		1737		1837		1937		2037		2138		2240				
Exeter St Davids (EXD)  a		1643		1742		1841		1942		2042		2142		2245				

NOTES (see introductory pages for explanation of train operator codes and standard symbols)

- a Arrival time
- d Departure time
- s Stops to set down only
- u Stops to pick up only
- g Calls at Yeovil Junction after Pen Mill

London to Salisbury, Westbury, Yeovil, Axminster and Exeter

Saturdays

1st Class/Reservations/Bus/Ferry	Operator	SW	SW	SW
	Train ID	1L73	1L75	1L79
		□	□	□
London Waterloo (WAT)	15 d	2220	2250	2339
Clapham Junction (CLJ)	10 d	2227u	2257u	2346u
Woking (WOK)	d	2247	2316	0008
Reading (RDG)	7 d			
Basingstoke (BSK)	d	2308	2340	0029
Overton (OVR)	d	2317	2349	0038s
Whitchurch (Hants) (WCH)	d	2322	2355	0043s
Andover (ADV)	d	2330	0003	0051
Grateley (GRT)	d	2338	0011	0059s
Salisbury (SAL)	a	2350	0024	0111
Salisbury (SAL)	d			
Warminster (WMN)	a			
Westbury (WSB)	a			
Frome (FRO)	a			
Bruton (BRU)	a			
Castle Cary (CLC)	a			
Tisbury (TIS)	d			
Gillingham (Dorset) (GIL)	d			
Templecombe (TMC)	d			
Sherborne (SHE)	d			
Yeovil Junction (YVJ)	a			
Yeovil Junction (YVJ)	d			
Yeovil Pen Mill (YVP)	a			
Crewkerne (CKN)	d			
Axminster (AXM)	d			
Honiton (HON)	d			
Feniton (FNT)	d			
Whimple (WHM)	d			
Cranbrook (CBK)	d			
Pinhoe (PIN)	d			
Exeter Central (EXC)	a			
Exeter St Davids (EXD)	6 a			

NOTES (see introductory pages for explanation of train operator codes and standard symbols)

- a Arrival time
- d Departure time
- s Stops to set down only
- u Stops to pick up only

London to Salisbury, Westbury, Yeovil, Axminster and Exeter

Sundays

Operator Train ID Days of operation/Notes 1st Class/Reservations/Bus/Ferry	SW 1L75	SW 1L79	SW 1L07	SW 1L13	SW 1036 B	SW 1L17	SW 1L19	SW 1L21	SW 1L23	SW 1L25	SW 1L27	SW 1L29	SW 1L31	SW 1L33	SW 1L35	SW 1L37	SW 1L39	SW 1L41
	□	□	□	□	□	□	□	□	□	□	□	□	□	□	□	□	□	□
London Waterloo (WAT) 15 d						0815		0915		1015		1115		1215		1315		1415
Clapham Junction (CLJ) 10 d						0823u		0924u		1023u		1123u		1223u		1323u		1423u
Woking (WOK) d		0008				0846		0946		1046		1146		1246		1345		1446
Reading (RDG) 7 d							0912		1012		1112		1212		1312		1412	
Basingstoke (BSK) d		0029		0804		0907	0933	1007	1033	1107	1131	1207	1231	1307	1331	1407c	1431	1507
Overton (OVR) d		0038s		0812			0942		1042		1140		1240		1340		1440	
Whitchurch (Hants) (WCH) d		0043s		0817			0947		1047		1145		1245		1345		1445	
Andover (ADV) d	0003	0051		0826		0924	0957c	1026c	1057c	1125	1154	1224	1254	1325	1354	1424	1453	1524
Grateley (GRT) d	0011	0059s		0833			1005		1105		1201		1301		1401		1501	
Salisbury (SAL) a	0024	0111		0846		0941	1018	1043	1118	1142	1214	1242	1314	1343	1414	1442	1514	1540
Salisbury (SAL) d			0654	0847		0947		1047		1147		1247		1347	1419	1447		1547
Warminster (WMN) a																		
Westbury (WSB) a																		
Frome (FRO) a																		
Bruton (BRU) a																		
Castle Cary (CLC) a																		
Tisbury (TIS) d			0706	0906		1007		1106		1206		1306		1406	1433	1506		1606
Gillingham (Dorset) (GIL) d			0717	0917		1018		1117		1217		1317		1417	1451e	1517		1617
Templecombe (TMC) d			0725	0925		1025		1125		1225		1325		1425	1458	1525		1625
Sherborne (SHE) d			0732	0932		1033		1132		1232		1332		1432	1506	1532		1632
Yeovil Junction (YVJ) a			0738	0938		1038		1138		1238		1338		1438	1511	1538		1638
Yeovil Junction (YVJ) d			0739	0939	0946	1039		1139		1239		1339		1439	1516	1539		1639
Yeovil Pen Mill (YVP) a					0951										1521			
Crewkerne (CKN) d			0749	0949		1049		1149		1249		1349		1449		1549		1649
Axminster (AXM) d			0804	1003		1103		1203		1303		1403		1503		1603		1703
Honiton (HON) d			0817	1016		1116		1216		1316		1416		1516		1616		1716
Feniton (FNT) d			0822	1021				1221				1421				1621		
Whimble (WHM) d			0827	1026		1124				1324				1524				1724
Cranbrook (CBK) d			0832	1031		1128		1229		1328		1429		1528		1629		1728
Pinhoe (PIN) d			0836	1035		1132		1233		1332		1433		1532		1633		1732
Exeter Central (EXC) a			0842	1039		1137		1237		1337		1437		1537		1637		1737
Exeter St Davids (EXD) 6 a			0847	1044		1142		1243		1343		1442		1542		1642		1746

NOTES (see introductory pages for explanation of train operator codes and standard symbols)

- a Arrival time
- d Departure time
- s Stops to set down only
- u Stops to pick up only
- c Arrives 3 minutes earlier
- e Arrives 8 minutes earlier
- B To London Waterloo via Westbury

London to Salisbury, Westbury, Yeovil, Axminster and Exeter

Sundays

Operator Train ID Days of operation/Notes 1st Class/Reservations/Bus/Ferry	SW 1L43	SW 1L45	SW 1L47	SW 1L49	SW 1L55	SW 1L53	SW 1L97	SW 1L57	SW 1L59	SW 1L61	SW 1L63	SW 1L65	SW 1L67	SW 1L69	SW 1L73	SW 1L79 A
	□	□	□	□	□	□	□	□	□	□	□	□	□	□	□	□
London Waterloo (WAT) 15 d		1520		1620		1720	1745	1820	1845	1920	1945	2020	2045	2120	2220	2335
Clapham Junction (CLJ) 10 d		1527u		1627u		1727u	1753u	1827u	1853u	1927u	1953u	2027u	2053u	2127u	2227u	2344u
Woking (WOK) d		1546		1646		1746	1813	1846	1913	1946	2013	2046	2114	2146	2246	0008
Reading (RDG) 7 d	1512		1612		1712											
Basingstoke (BSK) d	1531	1607	1631	1707	1731	1807	1834	1907	1934	2007	2034	2107	2135	2207	2307	0040
Overton (OVR) d	1540		1640		1739		1843		1943		2043		2143		2315	0049s
Whitchurch (Hants) (WCH) d	1545		1645		1744		1848		1948		2048		2148		2320	0054s
Andover (ADV) d	1553	1625	1654	1724	1753	1825	1856	1925	1956	2025	2056	2126c	2157	2224	2329	0103
Grateley (GRT) d	1601		1701		1800		1905		2005		2105		2205		2336	0110s
Salisbury (SAL) a	1613	1646	1715	1742	1815	1842	1917	1943	2017	2042	2117	2143	2217	2242	2348	0122
Salisbury (SAL) d	1614	1647		1747		1847		1947		2047		2147		2247		
Warminster (WMN) a																
Westbury (WSB) a																
Frome (FRO) a																
Bruton (BRU) a																
Castle Cary (CLC) a																
Tisbury (TIS) d	1633	1706		1806		1906		2006		2106		2207		2307		
Gillingham (Dorset) (GIL) d	1643a	1717		1817		1917		2017		2117		2218		2318		
Templecombe (TMC) d		1725		1825		1925		2025		2125		2225		2325		
Sherborne (SHE) d		1732		1832		1932		2032		2132		2233		2333		
Yeovil Junction (YVJ) a		1738		1838		1938		2038		2138		2238		2338		
Yeovil Junction (YVJ) d		1739		1839		1940		2039		2139				2339		
Yeovil Pen Mill (YVP) a																
Crewkerne (CKN) d		1749		1849		1950		2049		2149				2349		
Axminster (AXM) d		1803		1903		2004		2103		2204				0009		
Honiton (HON) d		1816		1916		2017		2117		2217				0020s		
Feniton (FNT) d		1821				2022				2221				0027s		
Whimple (WHM) d				1924				2125		2227				0032s		
Cranbrook (CBK) d		1829		1928		2030		2128		2232				0036s		
Pinhoe (PIN) d		1833		1932		2034		2132		2236				0040s		
Exeter Central (EXC) a		1837		1937		2038		2138		2240						
Exeter St Davids (EXD) 6 a		1842		1942		2043		2143		2244				0047		

NOTES (see introductory pages for explanation of train operator codes and standard symbols)

- a Arrival time
- d Departure time
- s Stops to set down only
- u Stops to pick up only
- c Arrives 3 minutes earlier

A Also calls at Farnborough (Main) 0019 and Fleet 0024

Exeter, Axminster, Yeovil, Westbury and Salisbury to London

Mondays to Fridays

Operator	SW	SW	SW	SW	SW	SW	SW	SW	SW	SW	SW	SW	SW	SW	SW	SW	SW	SW
Train ID	1L92	1L12	1L14	1L16	1L18	1L20	1L22	1O24	1L24	1L26	1L28	1L30	1L32	1L34	1L36	1L38	1O40	1L40
Days of operation/Notes	MX																	
1st Class/Reservations/Bus/Ferry	□	□	□	□	□	□	□	□	□	□	□	□	□	□	□	□	□	□
Exeter St Davids (EXD) 6 d						0510				0640	0725		0823		0925			1025
Exeter Central (EXC) d						0514				0645	0729		0828		0930			1030
Pinhoe (PIN) d						0519				0650	0733		0833		0935			1034
Cranbrook (CBK) d						0523				0654	0738		0837		0940			1039
Whimble (WHM) d						0528				0659			0842		0945			
Feniton (FNT) d						0534				0705			0848					1047
Honiton (HON) d						0541	0620			0712	0752		0855		0955			1055
Axminster (AXM) d						0553	0631			0724	0804		0906		1006			1106
Crewkerne (CKN) d	0001					0606	0644			0737	0817		0919		1019			1119
Yeovil Pen Mill (YVP) d					0541			0655	0711									1044
Yeovil Junction (YVJ) a	0009				0546	0615	0653		0716	0745	0825		0929		1028			1128
Yeovil Junction (YVJ) d				0514	0550	0620	0654		0720	0750	0829		0930		1029			1129
Sherborne (SHE) d				0520	0556	0626	0700		0726	0756	0835		0935		1035			1135
Templecombe (TMC) d				0528	0604	0634	0708		0734	0804	0843		0944		1043			1143
Gillingham (Dorset) (GIL) d				0536	0612	0642	0716		0742	0812	0851	0918	0952		1051			1151
Tisbury (TIS) d				0546	0624	0652	0726		0753	0822	0901	0928	1002		1101			1201
Castle Cary (CLC) d								0710										1106
Bruton (BRU) d								0715										1111
Frome (FRO) d								0727										1124
Westbury (WSB) d								0740										1139
Warminster (WMN) d								0748										1148
Salisbury (SAL) a				0601	0639	0707	0741	0812	0808	0838	0917	0943	1017		1116			1209 1217
Salisbury (SAL) d		0510	0543	0606	0645	0715	0745	0815	0846	0921	0947	1021	1047	1121	1147			1221
Grateley (GRT) d		0522	0555	0619	0657	0728	0757	0827	0859		0959		1059		1159			
Andover (ADV) d		0530	0603	0626	0705	0735	0805	0835	0906	0938	1006	1038	1106	1138	1206			1238
Whitchurch (Hants) (WCH) d		0538	0611	0635	0713	0744	0813	0843	0914		1014		1114		1214			
Overton (OVR) d		0544	0617	0641	0719	0750	0819	0849	0920		1020		1120		1220			
Basingstoke (BSK) d		0554	0627	0651	0730	0759	0828a	0859	0928a	0957	1029a	1057	1129a	1157	1231a			1257
Reading (RDG) 7 a																		
Woking (WOK) d		0614	0647					0919		1017		1117		1217				1317
Clapham Junction (CLJ) 10 a		0633	0706					0938		1036		1136		1236				1336
London Waterloo (WAT) 15 a		0642	0721	0736	0814	0844		0951		1049		1149		1249				1349

NOTES (see introductory pages for explanation of train operator codes and standard symbols)

a Arrival time
d Departure time

MX Not Mondays

Exeter, Axminster, Yeovil, Westbury and Salisbury to London

Mondays to Fridays

Operator Train ID Days of operation/Notes 1st Class/Reservations/Bus/Ferry	SW 1L42	SW 1L44	SW 1V23 A	SW 1L46	SW 1L48	SW 1O50	SW 1V27 A	SW 1L52	SW 1L54	SW 1O56	SW 1L56	SW 1L58	SW 1L60	SW 1L62	SW 1L64	SW 1L66	SW 1L68	SW 2L92 B
Exeter St Davids (EXD) 6 d		1125			1225			1325			1425		1525		1625		1725	1748
Exeter Central (EXC) d		1130			1230			1330			1430		1530		1629		1729	1753
Pinhoe (PIN) d		1134			1234			1334			1434		1534		1633		1734	1758
Cranbrook (CBK) d		1139			1239			1339			1439		1539		1638		1739	1802
Whimble (WHM) d		1144						1344					1544		1643		1744	
Feniton (FNT) d					1247						1447				1649		1749	1810
Honiton (HON) d		1155			1255			1355			1455		1555		1656		1756	1818
Axminster (AXM) d		1206			1306			1406			1506		1606		1707		1808	1828a
Crewkerne (CKN) d		1219			1319			1419			1519		1619		1720		1821	
Yeovil Pen Mill (YVP) d			1255			1324	1354			1500								
Yeovil Junction (YVJ) a		1228	1300		1328		1400	1428			1528		1628		1729		1829	
Yeovil Junction (YVJ) d		1229			1329	1317f		1429		1451f	1529		1629		1730		1830	
Sherborne (SHE) d		1235			1335			1435			1535		1635		1736		1837	
Templecombe (TMC) d		1243			1343			1443			1543		1643		1744		1844	
Gillingham (Dorset) (GIL) d		1251			1351			1451			1551	1618	1651		1752		1852	
Tisbury (TIS) d		1301			1401			1501			1602	1628	1701		1802		1903	
Castle Cary (CLC) d						1339				1514								
Bruton (BRU) d						1344				1519								
Frome (FRO) d						1356				1531								
Westbury (WSB) d						1413				1544								
Warminster (WMN) d						1423				1552								
Salisbury (SAL) a		1317			1417	1443		1516		1612	1616	1643	1716		1822		1922	
Salisbury (SAL) d	1247	1322		1347	1421	1447		1521	1547	1621	1647	1720	1747	1826	1847	1924		
Grateley (GRT) d	1259			1359	1459	1459		1559	1559	1659	1659	1759	1759	1859	1859			
Andover (ADV) d	1306	1338		1406	1438	1506		1538	1606	1638	1706	1737	1806	1843	1906	1947e		
Whitchurch (Hants) (WCH) d	1314			1414	1514	1514		1614	1614	1714	1714	1814	1814	1914	1914			
Overton (OVR) d	1320			1420	1520	1520		1620	1620	1720	1720	1820	1820	1920	1920			
Basingstoke (BSK) d	1331a	1357		1429a	1457	1530		1557	1630	1657	1728a	1757c	1828a	1901	1929a	2011c		
Reading (RDG) 7 a																		
Woking (WOK) d		1417		1517	1551	1551		1617	1650	1717	1717	1817	1817	1921	1921	2032		
Clapham Junction (CLJ) 10 a		1436		1536	1618	1618		1636	1719	1737	1737	1836	1836	1940	1940	2053		
London Waterloo (WAT) 15 a		1449		1549	1618	1618		1649	1719	1751	1751	1849	1849	1949	1949	2104		

NOTES (see introductory pages for explanation of train operator codes and standard symbols)

- a Arrival time
- d Departure time
- c Arrives 3 minutes earlier
- e Arrives 7 minutes earlier
- f Starts from Yeovil Junction before Pen Mill

- A From Basingstoke via Westbury
- B From Barnstaple, see table 136

Exeter, Axminster, Yeovil, Westbury and Salisbury to London

Mondays to Fridays

Operator Train ID Days of operation/Notes 1st Class/Reservations/Bus/Ferry	SW	SW	SW	SW	SW	SW	SW	SW	SW	SW	SW	SW	SW
	1L70	1L51 C	1L72	1L74	1L76	2V28	1J78	1L80	2V30	1L84	1O58	1L88	1L92
	□	□	□	□	□	□	□	□	□	□	□	□	□
Exeter St Davids (EXD) 6 d			1825		1925			2025		2125		2225	2306
Exeter Central (EXC) d			1830		1930			2030		2130		2230	2310
Pinhoe (PIN) d			1835		1934			2034		2134		2235	2315
Cranbrook (CBK) d			1839		1939			2039		2139		2239	2319
Whimble (WHM) d			1844		1944					2144		2244	2324
Feniton (FNT) d			1849					2047		2149		2250	2329
Honiton (HON) d			1856		1955			2055		2156		2257	2337
Axminster (AXM) d			1908		2006			2106		2208		2308	2348
Crewkerne (CKN) d			1921		2019			2119		2221		2321	0001
Yeovil Pen Mill (YVP) d		1926				2030			2130		2152		
Yeovil Junction (YVJ) a			1929		2028	2035		2128	2135	2229		2330	0009
Yeovil Junction (YVJ) d		1917f	1930		2029			2129		2230	2145f	2331	
Sherborne (SHE) d			1937		2035			2135		2236			
Templecombe (TMC) d			1944		2043			2143		2244			
Gillingham (Dorset) (GIL) d			1952		2051			2151		2252			
Tisbury (TIS) d			2003		2101			2201		2303			
Castle Cary (CLC) d		1940									2220		
Bruton (BRU) d		1945									2225		
Frome (FRO) d		1957									2245		
Westbury (WSB) d		2006a									2314		
Warminster (WMN) d											2322		
Salisbury (SAL) a			2022		2121			2221		2319		2342	0017
Salisbury (SAL) d	1947		2023	2047	2125		2150	2225					
Grateley (GRT) d	1959			2059			2202	2237					
Andover (ADV) d	2006		2041	2106	2142		2209	2244					
Whitchurch (Hants) (WCH) d	2014			2114			2217	2252					
Overton (OVR) d	2020			2120			2223	2258					
Basingstoke (BSK) d	2029a		2059	2129a	2200		2233	2308					
Reading (RDG) 7 a							2250						
Woking (WOK) d			2118		2219			2327					
Clapham Junction (CLJ) 10 a			2138		2238			2346					
London Waterloo (WAT) 15 a			2149		2249			2356					

NOTES (see introductory pages for explanation of train operator codes and standard symbols)

- a Arrival time
- d Departure time
- f Starts from Yeovil Junction before Pen Mill
- C From London Waterloo via Salisbury

Exeter, Axminster, Yeovil, Westbury and Salisbury to London

Saturdays

Operator Train ID 1st Class/Reservations/Bus/Ferry	SW 1L92 □	SW 1L12 □	SW 1L14 □	SW 1L16 □	SW 1L18 □	SW 1L20 □	SW 1L22 □	SW 1L24 □	SW 1O26 □	SW 1L26 □	SW 1L28 □	SW 1L30 □	SW 1L32 □	SW 1L34 □	SW 1L36 □	SW 1L38 □	SW 1O40 □	SW 1L40 □
Exeter St Davids (EXD) 6 d						0510				0640	0725		0824		0925			1025
Exeter Central (EXC) d						0514				0645	0729		0828		0930			1030
Pinhoe (PIN) d						0519				0650	0733		0833		0934			1034
Cranbrook (CBK) d						0523				0654	0738		0837		0940			1039
Whimble (WHM) d						0528				0659	0743		0842		0945			
Feniton (FNT) d						0534				0705			0847					1047
Honiton (HON) d						0541	0620			0713	0755		0855		0955			1055
Axminster (AXM) d						0552	0631			0724	0806		0906		1006			1106
Crewkerne (CKN) d	0001					0605	0644			0737	0819		0919		1019			1119
Yeovil Pen Mill (YVP) d																		
Yeovil Junction (YVJ) a	0009					0614	0653			0746	0828		0928		1028			1128
Yeovil Junction (YVJ) d						0620	0654			0753	0829		0929	0953	1029			1129
Sherborne (SHE) d						0626	0700			0759	0835		0935	0959	1035			1135
Templecombe (TMC) d						0634	0708			0807	0843		0943	1007	1043			1143
Gillingham (Dorset) (GIL) d						0642	0717			0817c	0851		0951	1017c	1051			1151
Tisbury (TIS) d						0652	0727			0827	0901		1001	1027	1101			1201
Castle Cary (CLC) d										0736								
Bruton (BRU) d										0741								
Frome (FRO) d										0754								1130
Westbury (WSB) d										0810								1143
Warminster (WMN) d										0818								1150
Salisbury (SAL) a						0707	0742			0838 0842	0916		1016	1042	1116			1211 1216
Salisbury (SAL) d		0515	0547	0621	0646	0721	0746	0821	0847	0921	0947	1021	1047	1121	1147			1221
Grateley (GRT) d		0527	0559	0659	0759	0859	0959	1059	1159	1259								
Andover (ADV) d		0535	0606	0638	0706	0738	0806	0838	0906	0938	1006	1038	1106	1138	1206			1238
Whitchurch (Hants) (WCH) d		0543	0614	0714	0814	0914	1014	1114	1214									
Overton (OVR) d		0549	0620	0720	0820	0920	1020	1120	1220									
Basingstoke (BSK) d		0559	0630	0657	0730	0758	0830	0857	0930	0957	1030	1057	1130	1157	1230			1257
Reading (RDG) 7 a																		
Woking (WOK) d		0619	0654	0717	0750	0818	0850	0916	0950	1016	1050	1116	1150	1216	1250			1316
Clapham Junction (CLJ) 10 a		0638	0738	0837	0936	1036	1136	1236	1336									
London Waterloo (WAT) 15 a		0649	0719	0749	0819	0849	0919	0949	1019	1049	1119	1149	1219	1249	1319			1349

NOTES (see introductory pages for explanation of train operator codes and standard symbols)

- a Arrival time
- d Departure time
- c Arrives 3 minutes earlier

Exeter, Axminster, Yeovil, Westbury and Salisbury to London

Saturdays

Operator Train ID Days of operation/Notes 1st Class/Reservations/Bus/Ferry	SW	SW	SW	SW	SW	SW	SW	SW	SW	SW	SW	SW	SW	SW	SW	SW	SW	SW
	1L42	1L44	1L46	1L48	1L50	1L52	1L54	1L56	1L58	1L60	1L62	1L64	1L66	1L68	1L72	1L74	1L76	1V55 A
	□	□	□	□	□	□	□	□	□	□	□	□	□	□	□	□	□	□
Exeter St Davids (EXD) f d		1125		1225		1325		1425		1525		1625		1725	1825		1925	
Exeter Central (EXC) d		1130		1230		1330		1430		1530		1630		1730	1830		1930	
Pinhoe (PIN) d		1134		1234		1334		1434		1534		1634		1734	1834		1934	
Cranbrook (CBK) d		1139		1239		1339		1439		1539		1639		1739	1839		1939	
Whimble (WHM) d		1144				1344				1544				1744		1944		
Feniton (FNT) d				1247				1447				1647		1749	1847			
Honiton (HON) d		1155		1255		1355		1455		1555		1655		1756	1855		1955	
Axminster (AXM) d		1206		1306		1406		1506		1606		1706		1808	1906		2006	
Crewkerne (CKN) d		1219		1319		1419		1519		1619		1719		1821	1919		2019	
Yeovil Pen Mill (YVP) d																		2039
Yeovil Junction (YVJ) a		1228		1328		1428		1528		1628		1728		1829	1928		2028	2045
Yeovil Junction (YVJ) d		1229		1329		1429		1529		1629		1729		1830	1929		2029	
Sherborne (SHE) d		1235		1335		1435		1535		1635		1735		1837	1935		2035	
Templecombe (TMC) d		1243		1343		1443		1543		1643		1743		1844	1943		2043	
Gillingham (Dorset) (GIL) d		1251		1351		1451		1551		1651		1751		1852	1951		2051	
Tisbury (TIS) d		1301		1401		1501		1601		1701		1801		1903	2001		2101	
Castle Cary (CLC) d																		
Bruton (BRU) d																		
Frome (FRO) d																		
Westbury (WSB) d																		
Warminster (WMN) d																		
Salisbury (SAL) a		1317		1416		1516		1616		1716		1816		1918	2016		2116	
Salisbury (SAL) d	1247	1321	1347	1421	1447	1521	1547	1621	1647	1721	1747	1821	1847	1921	2026	2052	2126	
Grateley (GRT) d	1259		1359		1459		1559		1659		1759		1859	1934	2038		2138	
Andover (ADV) d	1306	1338	1406	1438	1506	1538	1606	1638	1706	1738	1806	1838	1906	1942	2045	2112e	2145	
Whitchurch (Hants) (WCH) d	1314		1414		1514		1614		1714		1814		1914	1950	2053		2153	
Overton (OVR) d	1320		1420		1520		1620		1720		1820		1920	1956	2059		2159	
Basingstoke (BSK) d	1330	1357	1430	1457	1530	1557	1630	1657	1730	1757	1830	1857	1930	2010e	2111c	2130	2209	
Reading (RDG) f a																		
Woking (WOK) d	1350	1416	1450	1516	1551	1616	1650	1716	1750	1816	1850	1916	1950	2036f	2136f	2150	2228	
Clapham Junction (CLJ) f a		1436		1536		1636		1736		1836		1936		2055	2155		2247	
London Waterloo (WAT) f a	1419	1449	1519	1549	1619	1649	1719	1749	1819	1849	1919	1949	2019	2104	2204	2219	2258	

NOTES (see introductory pages for explanation of train operator codes and standard symbols)

- a Arrival time
- d Departure time
- c Arrives 3 minutes earlier
- e Arrives 4 minutes earlier
- f Arrives 5 minutes earlier

A From London Waterloo via Salisbury and Westbury

Exeter, Axminster, Yeovil, Westbury and Salisbury to London

Saturdays

1st Class/Reservations/Bus/Ferry	Operator Train ID	SW	SW	SW	SW
		1L80 1	1L84 1	1O58 1	1L88 1
Exeter St Davids (EXD)	6 d	2025	2125		2300
Exeter Central (EXC)	d	2030	2130		2304
Pinhoe (PIN)	d	2034	2134		2309
Cranbrook (CBK)	d	2039	2139		2313
Whimple (WHM)	d	2044	2144		2318
Feniton (FNT)	d	2049	2149		2324
Honiton (HON)	d	2056	2156		2332
Axminster (AXM)	d	2108	2208		2343
Crewkerne (CKN)	d	2121	2221		2356
Yeovil Pen Mill (YVP)	d				
Yeovil Junction (YVJ)	a	2129	2229		0005
Yeovil Junction (YVJ)	d	2130	2230		0006
Sherborne (SHE)	d	2137	2237		
Templecombe (TMC)	d	2144	2244		
Gillingham (Dorset) (GIL)	d	2152	2252		
Tisbury (TIS)	d	2203	2303		
Castle Cary (CLC)	d				
Bruton (BRU)	d				
Frome (FRO)	d				
Westbury (WSB)	d			2312	
Warminster (WMN)	d			2319	
Salisbury (SAL)	a	2218	2323	2340	0041
Salisbury (SAL)	d	2226			
Grateley (GRT)	d	2238			
Andover (ADV)	d	2245			
Whitchurch (Hants) (WCH)	d	2253			
Overton (OVR)	d	2259			
Basingstoke (BSK)	d	2309			
Reading (RDG)	7 a				
Woking (WOK)	d	2329			
Clapham Junction (CLJ)	10 a	2348			
London Waterloo (WAT)	15 a	2359			

NOTES (see introductory pages for explanation of train operator codes and standard symbols)

- a Arrival time
d Departure time

Exeter, Axminster, Yeovil, Westbury and Salisbury to London

Sundays

Operator Train ID 1st Class/Reservations/Bus/Ferry	SW 1L88 □	SW 1L18 □	SW 1L20 □	SW 1J22 □	SW 1L24 □	SW 1J26 □	SW 1L28 □	SW 1J30 □	SW 1L32 □	SW 1J34 □	SW 1O36 □	SW 1L36 □	SW 1J38 □	SW 1L40 □	SW 1J42 □	SW 1L44 □	SW 1J46 □
Exeter St Davids (EXD) 6 d									0824			0925		1025		1125	
Exeter Central (EXC) d									0828			0930		1030		1130	
Pinhoe (PIN) d									0835			0934		1034		1134	
Cranbrook (CBK) d									0840			0939		1039		1139	
Whimble (WHM) d												0944				1144	
Feniton (FNT) d									0848					1047			
Honiton (HON) d									0856			0955		1055		1155	
Axminster (AXM) d									0907			1006		1106		1206	
Crewkerne (CKN) d									0920			1019		1119		1219	
Yeovil Pen Mill (YVP) d											0953						
Yeovil Junction (YVJ) a									0929			1028		1128		1228	
Yeovil Junction (YVJ) d	0006				0729		0829		0930		0946c	1029		1129		1229	
Sherborne (SHE) d					0735		0835		0936			1035		1135		1235	
Templecombe (TMC) d					0743		0843		0944			1043		1143		1243	
Gillingham (Dorset) (GIL) d					0751		0851		0952			1051		1151		1251	
Tisbury (TIS) d					0801		0901		1002			1101		1201		1301	
Castle Cary (CLC) d											1007						
Bruton (BRU) d											1012						
Frome (FRO) d											1024						
Westbury (WSB) d											1043						
Warminster (WMN) d											1051						
Salisbury (SAL) a	0041				0816		0916		1016		1112	1116		1216		1316	
Salisbury (SAL) d		0645	0727	0741	0827	0844	0927	0944	1027	1044	1127	1144	1227	1244	1327	1344	
Grateley (GRT) d			0739			0856		0956	1056			1156		1256		1356	
Andover (ADV) d		0702	0746	0758	0845	0903	0945	1003	1045	1103	1145	1203	1245	1303	1345	1403	
Whitchurch (Hants) (WCH) d			0754			0911		1011	1111			1211		1311		1411	
Overton (OVR) d			0800			0917		1017	1117			1217		1317		1417	
Basingstoke (BSK) d		0720	0810	0817	0904	0928	1004	1028	1104	1128	1204	1228	1304	1328	1404	1428	
Reading (RDG) 7 a				0844		0947		1047	1147			1247		1347		1449	
Woking (WOK) d		0740	0830		0924		1025		1124		1224		1324		1424		
Clapham Junction (CLJ) 10 a		0805	0856		0947		1044		1144		1243		1343		1443		
London Waterloo (WAT) 15 a		0823	0912		1000		1057		1157		1254		1354		1454		

NOTES (see introductory pages for explanation of train operator codes and standard symbols)

- a Arrival time
- d Departure time
- c Starts from Yeovil Junction before Pen Mill

Exeter, Axminster, Yeovil, Westbury and Salisbury to London

Sundays

Operator Train ID	SW 1L48 □	SW 1J50 □	SW 1L52 □	SW 1J54 □	SW 1L56 □	SW 1L58 □	SW 1L60 □	SW 1L62 □	SW 1L64 □	SW 1L66 □	SW 1L68 □	SW 1L72 □	SW 1L76 □	SW 1L80 □	SW 1L84 □	SW 1L88 □	SW 1L90 □
Exeter St Davids (EXD) 6 d	1225		1325		1425		1525		1625		1725	1825	1925	2025	2125	2225	2313
Exeter Central (EXC) d	1230		1330		1430		1530		1630		1730	1830	1930	2030	2130	2230	2318
Pinhoe (PIN) d	1234		1334		1434		1534		1634		1734	1834	1934	2034	2134	2236	2323s
Cranbrook (CBK) d	1239		1339		1439		1539		1639		1739	1839	1939	2039	2139	2240	2328s
Whimble (WHM) d			1344				1544				1744		1944	2044	2144	2245	
Feniton (FNT) d	1247				1447				1647			1847		2049	2149	2251	
Honiton (HON) d	1255		1355		1455		1555		1655		1755	1855	1955	2056	2156	2258	2340s
Axminster (AXM) d	1306		1406		1506		1606		1706		1806	1906	2006	2108	2208	2309	2352s
Crewkerne (CKN) d	1319		1419		1519		1619		1719		1819	1919	2019	2121	2221	2322	0008s
Yeovil Pen Mill (YVP) d						1543											
Yeovil Junction (YVJ) a	1328		1428		1528	1548	1628		1728		1828	1928	2028	2129	2229	2331	0017
Yeovil Junction (YVJ) d	1329		1429		1529	1553	1629		1729		1829	1929	2029	2130	2230	2333	
Sherborne (SHE) d	1335		1435		1535	1559	1635		1735		1835	1935	2035	2137	2237		
Templecombe (TMC) d	1343		1443		1543	1607	1643		1743		1843	1943	2043	2144	2244		
Gillingham (Dorset) (GIL) d	1351		1451		1551	1618e	1651	1717	1751		1851	1951	2051	2152	2252		
Tisbury (TIS) d	1401		1501		1601	1629	1701	1728	1801		1901	2001	2101	2203	2303		
Castle Cary (CLC) d																	
Bruton (BRU) d																	
Frome (FRO) d																	
Westbury (WSB) d																	
Warminster (WMN) d																	
Salisbury (SAL) a	1416		1516		1616	1643	1716	1742	1816		1916	2016	2116	2217	2317	0020	
Salisbury (SAL) d	1427	1444	1527	1544	1627	1644	1727	1744	1827	1844	1927	2021	2121	2227			
Grateley (GRT) d		1456		1556		1656		1756		1856		2033	2133	2239			
Andover (ADV) d	1445	1503	1545	1603	1645	1704	1745	1803	1845	1903	1945	2040	2140	2246			
Whitchurch (Hants) (WCH) d		1511		1611		1712		1811		1911		2048	2148	2254			
Overton (OVR) d		1517		1617		1717		1817		1917		2054	2154	2300			
Basingstoke (BSK) d	1504	1528	1604	1628	1704	1728	1804	1827	1904	1927	2004	2104	2204	2310			
Reading (RDG) 7 a		1547		1647													
Woking (WOK) d	1524		1624		1724		1824		1924		2024	2124	2224	2330			
Clapham Junction (CLJ) 10 a	1543		1643		1743	1810	1843	1908	1943	2010	2043	2143	2243	2349			
London Waterloo (WAT) 15 a	1554		1654		1754	1819	1854	1917	1954	2019	2054	2154	2254	2358			

NOTES (see introductory pages for explanation of train operator codes and standard symbols)

- a Arrival time
- d Departure time
- s Stops to set down only
- e Arrives 4 minutes earlier