

London, Stansted Airport and Cambridge to Ely, Kings Lynn, Norwich and Peterborough

**Mondays to Fridays**

Operator Train ID Days of operation/Notes 1st Class/Reservations/Bus	GN 1T70	GN 1T72	GN 1T72	XC 1N40 A	GN 2T00	XC 1N41 A	LE 2K56	EM 1R60 B	GN 1T02	LE 2E70 C	EM 1L01 D	XC 1N43 A	LE 2K58	LE 2H02	EM 1R62 B	GN 1T06	XC 1N45 A	EM 1L02 D
	<b>MX</b>	<b>MO</b>	<b>MX</b>	<b>A</b>	<b>◇</b>	<b>◇</b>		<b>◇</b>	<b>◇</b>		<b>◇</b>	<b>◇</b>			<b>◇</b>	<b>◇</b>	<b>◇</b>	<b>◇</b>
London Liverpool Street (LST) <b>15</b> d														0558				
London Kings Cross (KGX) <b>15</b> d								0542								0642		
Ipswich (IPS) d									0600									
Stansted Airport (SSD) <b>4</b> d						0527						0612						0721
Audley End (AUD) d														0702				0741
Whittlesford Parkway (WLF) d														0712				
Cambridge (CBG) a						0555		0630				0647		0724		0733	0756	
Cambridge (CBG) d		0006	0007	0515	0550	0557	0602		0634			0657	0700	0725		0739	0800	
Cambridge North (CMB) d		0010	0012		0554		0606		0639				0704	0730		0744		
Waterbeach (WBC) d		0014	0016		0558				0643							0748		
Ely (ELY) <b>4</b> a		0024	0025	0529	0608	0611	0618		0652	0657		0711	0716	0742		0757	0814	
Ely (ELY) <b>4</b> d		0024	0027	0530	0608	0612	0619	0649	0653	0658	0705	0712	0717		0749	0802	0815	0816
Littleport (LTP) d	0005	0031	0034		0615				0708c							0812		
Downham Market (DOW) d	0014	0041	0043		0624				0719							0821		
Watlington (WTG) d	0020	0046	0049		0630				0725							0827		
Kings Lynn (KLN) a	0028	0055	0057		0638				0733							0835		
Shippea Hill (SPP) d													0726					
Lakenheath (LAK) d																		
Brandon (BND) d							0635				0720		0736					
Thetford (TTF) d							0643				0730		0744					0838
Harling Road (HRD) d							0651						0752					
Eccles Road (ECS) d							0656						0757					
Attleborough (ATL) d							0702				0744		0803					0852
Spooner Row (SPN) d													0808					
Wyndham (WMD) d							0709				0751		0812					0859
Norwich (NRW) a							0723				0811		0826					0915
Manea (MNE) d						0623				0708								0826
March (MCH) d				0547		0631		0705		0717		0729			0806		0834	
Whittlesea (WLE) d				0558		0642				0728		0740			0817			
Peterborough (PBO) <b>8</b> a				0608		0652		0723		0738		0750			0828		0851	

Operator Train ID Days of operation/Notes 1st Class/Reservations/Bus	GN 1T08	LE 2K60	EM 1R64 B	GN 1T10	LE 2H08	LE 2E72	XC 1N47 A	EM 1L04 E	GN 1T12	LE 1K62	LE 2H10	EM 1R66 B	GN 1T14	LE 2H12	XC 1N49 A	EM 1L05 E	GN 1T16	LE 1K66
	<b>◇</b>		<b>◇</b>	<b>◇</b>			<b>◇</b>	<b>◇</b>	<b>◇</b>			<b>◇</b>	<b>◇</b>		<b>◇</b>	<b>◇</b>	<b>◇</b>	<b>◇</b>
London Liverpool Street (LST) <b>15</b> d					0728						0758			0828				
London Kings Cross (KGX) <b>15</b> d	0712			0740					0810				0842				0910	
Ipswich (IPS) d						0801												
Stansted Airport (SSD) <b>4</b> d							0821								0921			
Audley End (AUD) d					0833						0903			0933				
Whittlesford Parkway (WLF) d					0843						0913			0943				
Cambridge (CBG) a	0804			0830	0855		0858		0901		0927		0930	0954	0957		1003	
Cambridge (CBG) d	0809	0819		0835	0855		0900		0906	0913	0929		0935	0955	1000		1005	1014
Cambridge North (CMB) d	0814	0823		0840	0900a				0910	0917	0934a		0940	1000a			1010	1018
Waterbeach (WBC) d	0818			0844					0914				0944				1014	
Ely (ELY) <b>4</b> a	0830	0836		0855		0859	0914		0926	0929			0953		1014		1025	1030
Ely (ELY) <b>4</b> d		0837	0852	0856		0859	0915	0923		0930		0953	0956		1015	1019		1030
Littleport (LTP) d				0908e									1009f					
Downham Market (DOW) d				0919									1019					
Watlington (WTG) d				0926									1025					
Kings Lynn (KLN) a				0934									1033					
Shippea Hill (SPP) d																		
Lakenheath (LAK) d																		
Brandon (BND) d		0853								0946								1046
Thetford (TTF) d		0900						0944		0953					1040			1054
Harling Road (HRD) d																		
Eccles Road (ECS) d																		
Attleborough (ATL) d		0915								1008								1109
Spooner Row (SPN) d		0920																
Wyndham (WMD) d		0925								1015								1116
Norwich (NRW) a		0940						1014		1029						1110		1131
Manea (MNE) d					0910													
March (MCH) d			0908		0919	0932									1032			
Whittlesea (WLE) d					0930													
Peterborough (PBO) <b>8</b> a			0926		0940	0949						1026			1049			

For the complete service between London Liverpool St and Cambridge see table 014 / Kings Cross and Cambridge table 015

NOTES (see introductory pages for explanation of train operator codes and standard symbols)

- a Arrival time
- d Departure time
- c Arrives 7 minutes earlier
- e Arrives 5 minutes earlier
- f Arrives 6 minutes earlier
- A To Birmingham New St, see table 054
- B To Liverpool Lime St, see table 054
- C From Colchester, see table 006
- D From Nottingham, see table 054
- E From Sheffield, see table 054
- MO Mondays only
- MX Not Mondays

London, Stansted Airport and Cambridge to Ely, Kings Lynn, Norwich and Peterborough

**Mondays to Fridays**

Operator Train ID Days of operation/Notes 1st Class/Reservations/Bus Catering facilities	LE 2H14	EM 1R68 B ◇	GN 1T18	LE 2H16	LE 2E74	XC 1N51 A 1◇ ⌘	EM 1L06 F ◇	GN 1T20	LE 2H18	LE 1K68	EM 1R70 B ◇	GN 1T22	LE 2H20	XC 1N53 A 1◇ ⌘	EM 1L07 F ◇	GN 1T24	LE 2H22	LE 1K70
London Liverpool Street (LST) <b>15</b> d	0858			0928					0958				1028					1058
London Kings Cross (KGX) <b>15</b> d			0942					1012				1042				1112		
Ipswich (IPS) d					1001													
Stansted Airport (SSD) <b>4</b> d						1027				1048								1148
Audley End (AUD) d	0951			1030					1051	1102			1130					1151
Whittlesford Parkway (WLF) d	0958			1040					1058	1109			1140					1158
Cambridge (CBG) a	1010		1030	1052		1057		1101	1109	1120		1133	1151			1201	1209	1220
Cambridge (CBG) d	1020		1035	1053		1100		1105	1113	1121		1137	1153	1200		1203	1213	1221
Cambridge North (CMB) d	1025a		1040	1058a				1110	1118a	1125		1142	1158a			1208	1218a	1225
Waterbeach (WBC) d			1044					1114				1146						
Ely (ELY) <b>4</b> a			1054		1058	1114		1125		1137		1155		1214		1223		1237
Ely (ELY) <b>4</b> d		1051	1055	1058	1115	1122				1137	1151	1157		1215	1218			1237
Littleport (LTP) d			1108f									1208g						
Downham Market (DOW) d			1117															
Watlington (WTG) d			1123															
Kings Lynn (KLN) a			1131															
Shippea Hill (SPP) d																		
Lakenheath (LAK) d																		
Brandon (BND) d										1153								1253
Thetford (TTF) d							1143			1201					1241			1301
Harling Road (HRD) d																		
Eccles Road (ECS) d																		
Attleborough (ATL) d										1216								1316
Spooner Row (SPN) d																		
Wymondham (WMD) d										1224								1324
Norwich (NRW) a							1214			1239					1314			1337
Manea (MNE) d				1109														
March (MCH) d				1118	1132						1207			1232				
Whittlesea (WLE) d				1129														
Peterborough (PBO) <b>8</b> a		1125		1139	1149						1225			1249				

Operator Train ID Days of operation/Notes 1st Class/Reservations/Bus Catering facilities	EM 1R72 B ◇	GN 1T26	LE 2H24	LE 2E76	XC 1N55 A 1◇ ⌘	GN 1T28	LE 2H26	EM 1L08 D ◇	LE 1K72	EM 1R74 B ◇	GN 1T30	LE 2H28	EM 1L09 F ◇	GN 1T32	LE 2H30	LE 1K74	EM 1R76 B ◇	GN 1T34
London Liverpool Street (LST) <b>15</b> d			1128				1158					1228			1258			
London Kings Cross (KGX) <b>15</b> d		1142				1212					1242			1312				1342
Ipswich (IPS) d				1156														
Stansted Airport (SSD) <b>4</b> d					1227				1248								1348	
Audley End (AUD) d			1230				1251		1302			1330			1351	1402		
Whittlesford Parkway (WLF) d			1240				1258		1309			1340			1358	1409		
Cambridge (CBG) a		1230	1251		1256	1300	1309		1319		1330	1351		1400	1410	1419		1430
Cambridge (CBG) d		1235	1253		1300	1303	1313		1320		1335	1353		1403	1413	1420		1435
Cambridge North (CMB) d		1240	1258a			1308	1318a		1324		1340	1358a		1408	1418a	1424		1440
Waterbeach (WBC) d		1244				1312					1344			1412				1444
Ely (ELY) <b>4</b> a		1253		1259	1314	1324			1336		1356			1423		1436		1453
Ely (ELY) <b>4</b> d	1250	1255		1300	1315			1326	1337	1351	1357		1416			1436	1450	1455
Littleport (LTP) d		1308f									1408g							1508f
Downham Market (DOW) d																		1517
Watlington (WTG) d																		1523
Kings Lynn (KLN) a																		1531
Shippea Hill (SPP) d																		
Lakenheath (LAK) d																		
Brandon (BND) d									1353							1453		
Thetford (TTF) d								1348	1401			1438				1501		
Harling Road (HRD) d																		
Eccles Road (ECS) d																		
Attleborough (ATL) d									1416							1517		
Spooner Row (SPN) d																		
Wymondham (WMD) d									1424							1524		
Norwich (NRW) a								1418	1440			1509			1540			
Manea (MNE) d				1311														
March (MCH) d				1319	1332													
Whittlesea (WLE) d				1331														
Peterborough (PBO) <b>8</b> a	1324			1340	1349					1424								1522

NOTES (see introductory pages for explanation of train operator codes and standard symbols)

- a Arrival time
- d Departure time
- f Arrives 6 minutes earlier
- g Arrives 4 minutes earlier
- A To Birmingham New St, see table 054
- B To Liverpool Lime St, see table 054
- D From Nottingham, see table 054
- F From Liverpool Lime St, see table 054

## London, Stansted Airport and Cambridge to Ely, Kings Lynn, Norwich and Peterborough

## Mondays to Fridays

Operator Train ID Days of operation/Notes 1st Class/Reservations/Bus Catering facilities	LE 2H32	LE 2E78	XC 1N59 A 1◇ ♣	EM 1L10 F ◇	GN 1T36 1	LE 2H34	LE 1K76	EM 1R78 B ◇	GN 1T38 1	LE 2H36	XC 1N61 A 1◇ ♣	EM 1L11 F ◇	GN 1T40 1	LE 1K78	GN 2T92 1	LE 2H38	EM 1R80 B ◇	GN 1T42 1	
London Liverpool Street (LST) 15 d	1328					1358				1442				1512				1458	
London Kings Cross (KGX) 15 d					1412														1542
Ipswich (IPS) d		1358																	
Stansted Airport (SSD) 4 d			1427				1448											1537	
Audley End (AUD) d	1430					1451	1502			1530								1556	1602
Whittlesford Parkway (WLF) d	1440					1458	1509			1540								1604	1613
Cambridge (CBG) a	1451		1456		1500	1509	1519		1533	1551			1600	1615				1627	1630
Cambridge (CBG) d	1453		1500		1503	1513	1520		1535	1553	1600		1604	1616	1620	1629		1635	1635
Cambridge North (CMB) d	1458a				1508	1520a	1524		1540	1558a			1608	1620		1634a		1640	1640
Waterbeach (WBC) d					1512				1544				1612					1627	1644
Ely (ELY) 4 a		1458	1514		1523		1536		1553		1614		1623	1632	1636			1653	1653
Ely (ELY) 4 d		1459	1515	1520			1537	1552	1555		1615	1618		1633	1637		1649	1655	1655
Littleport (LTP) d									1608f						1644			1708f	1708f
Downham Market (DOW) d									1617						1653			1717	1717
Watlington (WTG) d									1623						1658			1723	1723
Kings Lynn (KLN) a									1631						1707			1732	1732
Shippea Hill (SPP) d																			
Lakenheath (LAK) d																			
Brandon (BND) d							1553							1649					
Thetford (TTF) d				1543			1600					1639		1657					
Harling Road (HRD) d																			
Eccles Road (ECS) d																			
Attleborough (ATL) d							1616							1713					
Spooner Row (SPN) d																			
Wymondham (WMD) d								1623						1720					
Norwich (NRW) a				1611			1637					1711		1737					
Manea (MNE) d		1510									1626								
March (MCH) d		1518	1532								1634								
Whittlesea (WLE) d		1530																	
Peterborough (PBO) 8 a		1540	1549					1625			1651							1722	1722

Operator Train ID Days of operation/Notes 1st Class/Reservations/Bus Catering facilities	LE 2H40	LE 2E80	XC 1N63 A 1◇ ♣	GN 1T44 1	LE 2H42	LE 1K80	GN 1T46 1	XC 1N65 A 1◇ ♣	EM 1L13 F ◇	GN 1T48 1	LE 2H82	LE 1K82	EM 1R84 G ◇	GN 1T50 1	LE 1H84	LE 2E82	XC 1N67 A 1◇	EM 1L14 F ◇	
London Liverpool Street (LST) 15 d	1528				1558														1737
London Kings Cross (KGX) 15 d				1612			1639			1709				1739					
Ipswich (IPS) d		1600																	1742
Stansted Airport (SSD) 4 d			1627			1648						1754							1821
Audley End (AUD) d	1630				1700	1705						1809			1826				
Whittlesford Parkway (WLF) d	1640				1710	1715						1818			1834				
Cambridge (CBG) a	1652		1657	1704	1721	1727	1732			1805		1827		1832	1849				1856
Cambridge (CBG) d	1653		1700	1705	1722	1729	1737	1800		1810	1825	1830		1837	1851				1900
Cambridge North (CMB) d	1658a			1710	1727	1733	1741			1814	1832a	1834		1841	1858a				
Waterbeach (WBC) d				1714	1727	1738	1746			1818		1839		1846					
Ely (ELY) 4 a		1659	1714	1724	1740	1747	1756	1814		1829		1848		1855		1857	1914		
Ely (ELY) 4 d		1659	1715			1748	1757	1815	1821			1849	1852	1856		1859	1915	1923	
Littleport (LTP) d							1805							1908e					
Downham Market (DOW) d							1814							1917					
Watlington (WTG) d							1820							1923					
Kings Lynn (KLN) a							1828							1931					
Shippea Hill (SPP) d																			
Lakenheath (LAK) d																			
Brandon (BND) d						1804						1905							
Thetford (TTF) d						1811			1842			1912							1947
Harling Road (HRD) d																			
Eccles Road (ECS) d																			
Attleborough (ATL) d						1826						1927							
Spooner Row (SPN) d																			
Wymondham (WMD) d							1833					1934							
Norwich (NRW) a						1848			1912			1948							2018
Manea (MNE) d		1710						1826											1910
March (MCH) d		1718	1732					1834					1912						1919
Whittlesea (WLE) d		1730																	1930
Peterborough (PBO) 8 a		1739	1749					1851					1929						1940

NOTES (see introductory pages for explanation of train operator codes and standard symbols)

a	Arrival time	B	To Liverpool Lime St, see table 054
d	Departure time	F	From Liverpool Lime St, see table 054
e	Arrives 5 minutes earlier	G	To Sheffield, see table 054
f	Arrives 6 minutes earlier		
A	To Birmingham New St, see table 054		

London, Stansted Airport and Cambridge to Ely, Kings Lynn, Norwich and Peterborough

**Mondays to Fridays**

Operator Train ID Days of operation/Notes 1st Class/Reservations/Bus	GN 1T52	LE 1K84	LE 2H88	GN 1T54	LE 1H88	XC 1N69 A ◇	EM 1L15 F ◇	GN 1T56	LE 1H90	LE 1K88	LE 2H90	GN 1T58	LE 2H56	LE 2E84	EM 1R88 H ◇	XC 1N71 A ◇	GN 1T60	LE 1K92
London Liverpool Street (LST) <b>15</b> d					1837				1907				1928					
London Kings Cross (KGX) <b>15</b> d	1809			1839				1912				1939					2009	
Ipswich (IPS) d														2001				
Stansted Airport (SSD)  d																2021		
Audley End (AUD) d					1926				1956				2033					
Whittlesford Parkway (WLF) d					1934				2003				2043					
Cambridge (CBG) a	1903			1932	1949			2005	2015			2033	2055			2100	2103	
Cambridge (CBG) d	1908	1925	1928	1937	1952	1958		2007	2016	2020	2029	2038	2057			2102	2108	2120
Cambridge North (CMB) d	1912	1929	1935a	1941	2001a			2011		2024	2034a	2042	2102a				2113	2124
Waterbeach (WBC) d	1916			1945				2015	2022			2046					2117	
Ely (ELY) <b>4</b> a	1926	1941		1956		2013		2026	2032	2036		2056		2059		2116	2128	2136
Ely (ELY) <b>4</b> d	1926	1944		1956		2015	2018		2032	2036		2056		2100	2103	2117		2136
Littleport (LTP) d	1934			2004					2039			2108e						
Downham Market (DOW) d	1943			2013					2049			2117						
Watlington (WTG) d	1949			2019					2055			2123						
Kings Lynn (KLN) a	1957			2027					2107			2131						
Shippea Hill (SPP) d																		
Lakenheath (LAK) d																		
Brandon (BND) d		2000								2052								2152
Thetford (TTF) d		2008					2039			2100								2200
Harling Road (HRD) d																		
Eccles Road (ECS) d																		
Attleborough (ATL) d		2023								2115								2215
Spooner Row (SPN) d																		
Wymondham (WMD) d		2030								2122								2222
Norwich (NRW) a		2044					2111			2136								2235
Manea (MNE) d														2109				
March (MCH) d						2032								2119		2134		
Whittlesea (WLE) d														2130				
Peterborough (PBO) <b>8</b> a						2049								2139	2143	2151		

Operator Train ID Days of operation/Notes 1st Class/Reservations/Bus	LE 2H92	GN 1T62	LE 2H60	EM 1L17 F ◇	GN 1T64	LE 2H94	GN 1T66	LE 1K96	LE 2H64	LE 1K96	GN 1T68	GN 1T70	LE 2H68	GN 1T72
London Liverpool Street (LST) <b>15</b> d			2028						2128				2228	
London Kings Cross (KGX) <b>15</b> d		2039			2109		2139				2209	2239		2309
Ipswich (IPS) d														
Stansted Airport (SSD)  d								2210						
Audley End (AUD) d			2130					2224	2230				2330	
Whittlesford Parkway (WLF) d			2140					2232	2240				2340	
Cambridge (CBG) a		2133	2151		2203		2233	2245	2252		2303	2333	2351	0002
Cambridge (CBG) d	2129	2135	2153		2205	2229	2236	2257	2253	2257	2305	2338	2352	0007
Cambridge North (CMB) d	2134a	2140	2158a		2210	2234a	2241		2259a	2301	2310	2343	2357a	0012
Waterbeach (WBC) d		2144			2214		2245				2314	2347		0016
Ely (ELY) <b>4</b> a		2153			2227		2254			2313	2325	2357		0025
Ely (ELY) <b>4</b> d		2157		2217			2256			2313		2358		0027
Littleport (LTP) d		2208g					2308e					0005		0034
Downham Market (DOW) d		2217					2317					0014		0043
Watlington (WTG) d		2223					2323					0020		0049
Kings Lynn (KLN) a		2231					2331					0028		0057
Shippea Hill (SPP) d														
Lakenheath (LAK) d														
Brandon (BND) d									2329					
Thetford (TTF) d				2238					2337					
Harling Road (HRD) d														
Eccles Road (ECS) d														
Attleborough (ATL) d				2252					2352					
Spooner Row (SPN) d														
Wymondham (WMD) d				2259					2359					
Norwich (NRW) a				2315					0012					
Manea (MNE) d														
March (MCH) d														
Whittlesea (WLE) d														
Peterborough (PBO) <b>8</b> a														

NOTES (see introductory pages for explanation of train operator codes and standard symbols)

- a Arrival time
- d Departure time
- e Arrives 5 minutes earlier
- g Arrives 4 minutes earlier
- A To Birmingham New St, see table 054
- F From Liverpool Lime St, see table 054
- H To Nottingham, see table 054

London, Stansted Airport and Cambridge to Ely, Kings Lynn, Norwich and Peterborough

Saturdays

Operator Train ID Days of operation/Notes 1st Class/Reservations/Bus	GN 1T70	GN 1T72	XC 1N40 A	XC 1N41 A	LE 2K56	EM 1R60 B	GN 1T02	LE 2H00	LE 2E70 C	EM 1L01 D	XC 1N43 A	GN 2T04	LE 2H02	LE 2K58	EM 1R62 B	GN 1T06	LE 2H04	XC 1N45 A
	1	1	1	1		1	1		1	1	1	1			1	1		1
London Liverpool Street (LST) <b>15</b> d								0520					0558				0628	
London Kings Cross (KGX) <b>15</b> d							0542									0642		
Ipswich (IPS) d								0600										
Stansted Airport (SSD) <b>4</b> d				0527							0627			0648				0727
Audley End (AUD) d								0630					0651	0702			0730	
Whittlesford Parkway (WLF) d								0640					0658	0710			0740	
Cambridge (CBG) a				0555			0630	0651			0656		0709	0719		0730	0751	0757
Cambridge (CBG) d		0007	0515	0557	0605		0632	0653			0658	0703	0716	0720		0735	0753	0800
Cambridge North (CMB) d		0012			0609		0638	0658a				0708	0721a	0725		0740	0758a	
Waterbeach (WBC) d		0016					0642					0712				0744		
Ely (ELY) <b>4</b> a		0025	0529	0611	0621		0652		0657		0712	0724		0736		0754		0814
Ely (ELY) <b>4</b> d		0027	0530	0612	0622	0651	0655		0658	0707	0713			0738	0749	0755		0815
Littleport (LTP) d	0005	0034					0708c									0808c		
Downham Market (DOW) d	0014	0043					0717									0817		
Watlington (WTG) d	0020	0049					0723									0823		
Kings Lynn (KLN) a	0028	0057					0731									0831		
Shippea Hill (SPP) d														0747				
Lakenheath (LAK) d																		
Brandon (BND) d					0638					0723				0758				
Thetford (TTF) d					0646					0732				0806				
Harling Road (HRD) d					0654									0814				
Eccles Road (ECS) d					0658									0818				
Attleborough (ATL) d					0704					0746				0824				
Spooner Row (SPN) d																		
Wymondham (WMD) d					0711					0753				0832				
Norwich (NRW) a					0725					0810				0846				
Manea (MNE) d				0623					0709									
March (MCH) d			0547	0631		0707			0717		0730				0806			0832
Whittlesea (WLE) d			0558	0642					0729		0741				0817			
Peterborough (PBO) <b>8</b> a			0608	0652		0725			0738		0751				0828			0849









Operator Train ID Days of operation/Notes 1st Class/Reservations/Bus	EM 1L02 D	GN 1T08	LE 2H06	LE 2K60	EM 1R64 B	GN 1T10	LE 2H08	LE 2E72	XC 1N47 A	GN 1T12	LE 2H10	EM 1L04 E	EM 1R66 B	LE 1K62	GN 1T14	LE 2H12	XC 1N49 A	EM 1L05 E
	1	1			1	1			1	1		1	1		1		1	1
London Liverpool Street (LST) <b>15</b> d			0658				0728				0758					0828		
London Kings Cross (KGX) <b>15</b> d		0712				0742				0812					0842			
Ipswich (IPS) d							0758											
Stansted Airport (SSD) <b>4</b> d				0748				0827						0848			0927	
Audley End (AUD) d			0751	0802		0830				0851			0902		0930			
Whittlesford Parkway (WLF) d			0758	0810		0840				0858			0910		0940			
Cambridge (CBG) a		0800	0808	0819		0830	0851		0856	0900	0908		0919	0930	0951	0956		
Cambridge (CBG) d		0803	0813	0820		0835	0853		0900	0903	0913		0930	0935	0953	1000		
Cambridge North (CMB) d		0808	0818a	0825		0840	0858a			0908	0918a		0934	0940	0958a			
Waterbeach (WBC) d		0812				0844				0912				0944				
Ely (ELY) <b>4</b> a		0823		0836		0854		0858	0914	0923			0946	0954		1014		
Ely (ELY) <b>4</b> d	0817			0837	0850	0855		0859	0915			0925	0947	0950	0955		1015	1022
Littleport (LTP) d						0908c									1008c			
Downham Market (DOW) d						0917									1017			
Watlington (WTG) d						0927									1027			
Kings Lynn (KLN) a						0935									1035			
Shippea Hill (SPP) d																		
Lakenheath (LAK) d																		
Brandon (BND) d				0853										1007				
Thetford (TTF) d	0839			0901							0946			1015				1043
Harling Road (HRD) d																		
Eccles Road (ECS) d																		
Attleborough (ATL) d	0853			0916										1030				
Spooner Row (SPN) d				0921														
Wymondham (WMD) d	0900			0926										1038				
Norwich (NRW) a	0916			0940							1016			1052				1114
Manea (MNE) d								0910										
March (MCH) d					0906			0918	0932								1032	
Whittlesea (WLE) d								0930										
Peterborough (PBO) <b>8</b> a					0924			0939	0949				1020				1049	









NOTES (see introductory pages for explanation of train operator codes and standard symbols)

- a Arrival time
- d Departure time
- c Arrives 6 minutes earlier
- A To Birmingham New St, see table 054
- B To Liverpool Lime St, see table 054
- C From Colchester, see table 006
- D From Nottingham, see table 054
- E From Sheffield, see table 054

London, Stansted Airport and Cambridge to Ely, Kings Lynn, Norwich and Peterborough

Saturdays

Operator Train ID Days of operation/Notes 1st Class/Reservations/Bus Catering facilities	GN 1T16	LE 2H14	LE 1K66	EM 1R68 B ◇	GN 1T18	LE 2H16	LE 2E74	XC 1N51 A ◇	EM 1L06 F ◇	GN 1T20	LE 2H18	LE 1K68	EM 1R70 B ◇	GN 1T22	LE 2H20	XC 1N53 A ◇	EM 1L07 F ◇	GN 1T24
London Liverpool Street (LST)   d		0858				0928					0958				1028			
London Kings Cross (KGX)   d	0912				0942					1012					1042			1112
Ipswich (IPS) d						0958												
Stansted Airport (SSD)  d			0948					1027				1048						
Audley End (AUD) d		0951	1002			1030					1051	1102			1130			
Whittlesford Parkway (WLF) d		0958	1010			1040					1058	1110			1140			
Cambridge (CBG) a	1000	1008	1019		1030	1051		1056		1100	1108	1119		1130	1151			1201
Cambridge (CBG) d	1003	1013	1020		1035	1053		1100		1103	1113	1120		1135	1153	1200		1203
Cambridge North (CMB) d	1008	1019a	1025		1040	1058a				1108	1118a	1125		1140	1158a			1208
Waterbeach (WBC) d					1012	1044				1112				1144				1212
Ely (ELY)  a	1023		1036		1054		1059	1114		1123		1136		1154		1214		1223
Ely (ELY)  d			1037	1049	1055		1059	1115	1117			1137	1150	1155		1215	1217	
Littleport (LTP) d					1108c									1208c				
Downham Market (DOW) d					1117									1217				
Watlington (WTG) d					1123									1223				
Kings Lynn (KLN) a					1131									1231				
Shippea Hill (SPP) d																		
Lakenheath (LAK) d																		
Brandon (BND) d			1053									1153						
Thetford (TTF) d			1101						1138			1201					1239	
Harling Road (HRD) d																		
Eccles Road (ECS) d												1216						
Attleborough (ATL) d			1117															
Spooner Row (SPN) d																		
Wymondham (WMD) d			1124									1224						
Norwich (NRW) a			1139						1211			1241					1310	
Manea (MNE) d						1110												
March (MCH) d						1119	1132						1206			1232		
Whittlesea (WLE) d						1130												
Peterborough (PBO)  a				1121			1140	1149					1224			1249		









Operator Train ID Days of operation/Notes 1st Class/Reservations/Bus Catering facilities	LE 2H22	LE 1K70	EM 1R72 B ◇	GN 1T26	LE 2H24	LE 2E76	XC 1N55 A ◇	EM 1L08 D ◇	GN 1T28	LE 2H26	LE 1K72	EM 1R74 B ◇	GN 1T30	LE 2H28	EM 1L09 F ◇	GN 1T32	LE 2H30	LE 1K74
London Liverpool Street (LST)   d	1058				1128					1158				1228				1258
London Kings Cross (KGX)   d				1142					1212				1242			1312		
Ipswich (IPS) d						1200												
Stansted Airport (SSD)  d		1148					1227				1248							1348
Audley End (AUD) d	1151	1202			1230					1251	1302			1330				1351
Whittlesford Parkway (WLF) d	1158	1210			1240					1258	1310			1340				1358
Cambridge (CBG) a	1208	1219		1230	1251		1256		1300	1308	1319		1330	1351		1400	1408	1419
Cambridge (CBG) d	1213	1220		1235	1253		1300		1303	1313	1320		1335	1353		1403	1413	1420
Cambridge North (CMB) d	1218a	1225		1240	1258a				1308	1318a	1325		1340	1358a		1408	1419a	1425
Waterbeach (WBC) d				1244					1312				1344			1412		
Ely (ELY)  a		1236		1254		1258	1314		1323		1336		1354			1423		1436
Ely (ELY)  d		1237	1251	1255		1259	1315	1322			1337	1350	1355		1416			1437
Littleport (LTP) d				1308c									1408c					
Downham Market (DOW) d				1317									1417					
Watlington (WTG) d				1323									1423					
Kings Lynn (KLN) a				1331									1431					
Shippea Hill (SPP) d																		
Lakenheath (LAK) d																		
Brandon (BND) d		1253									1353							1453
Thetford (TTF) d		1301						1343			1401			1437				1501
Harling Road (HRD) d																		
Eccles Road (ECS) d																		
Attleborough (ATL) d		1316									1416							1516
Spooner Row (SPN) d																		
Wymondham (WMD) d		1324									1424							1524
Norwich (NRW) a		1339						1414			1439			1510				1539
Manea (MNE) d					1310													
March (MCH) d					1318	1332												
Whittlesea (WLE) d					1330													
Peterborough (PBO)  a			1326		1339	1349						1425						









NOTES (see introductory pages for explanation of train operator codes and standard symbols)

- a Arrival time
- d Departure time
- c Arrives 6 minutes earlier
- A To Birmingham New St, see table 054
- B To Liverpool Lime St, see table 054
- D From Nottingham, see table 054
- F From Liverpool Lime St, see table 054

## London, Stansted Airport and Cambridge to Ely, Kings Lynn, Norwich and Peterborough

## Saturdays

Operator Train ID Days of operation/Notes 1st Class/Reservations/Bus Catering facilities	EM 1R76 B ◇	GN 1T34 ◇	LE 2H32	LE 2E78	XC 1N59 A ◇ ⚡	EM 1L10 F ◇	GN 1T36 ◇	LE 2H34	LE 2K76	EM 1R78 B ◇	GN 1T38 ◇	LE 2H36	XC 1N61 A ◇ ⚡	EM 1L11 F ◇	GN 1T40 ◇	LE 2H38	LE 1K78	EM 1R80 B ◇
London Liverpool Street (LST)   d			1328					1358				1428				1458		
London Kings Cross (KGX)   d		1342					1412				1442				1512			
Ipswich (IPS) d				1402														
Stansted Airport (SSD)  d					1427				1448									1548
Audley End (AUD) d			1430					1451	1502			1530				1551	1602	
Whittlesford Parkway (WLF) d			1440					1458	1510			1540				1558	1610	
Cambridge (CBG) a		1430	1451		1456		1500	1508	1519		1530	1551			1600	1608	1619	
Cambridge (CBG) d		1435	1453		1500		1503	1513	1520		1535	1553	1600		1603	1613	1620	
Cambridge North (CMB) d		1440	1458a				1508	1518a	1525		1540	1558a			1608	1619a	1625	
Waterbeach (WBC) d			1444				1512				1544				1612			
Ely (ELY)  a		1454		1458	1514		1523		1536		1554		1614		1626		1636	
Ely (ELY)  d	1450	1455		1459	1515	1519			1537	1550	1555		1615	1622			1637	1649
Littleport (LTP) d		1508c									1608c							
Downham Market (DOW) d																	1617	
Watlington (WTG) d																	1623	
Kings Lynn (KLN) a																	1631	
Shippea Hill (SPP) d																		
Lakenheath (LAK) d									1550									
Brandon (BND) d									1555								1653	
Thetford (TTF) d						1540			1603					1644			1701	
Harling Road (HRD) d																		
Eccles Road (ECS) d																		
Attleborough (ATL) d									1618								1716	
Spooner Row (SPN) d																		
Wymondham (WMD) d									1625								1724	
Norwich (NRW) a						1611			1638					1714			1741	
Manea (MNE) d				1510														
March (MCH) d				1518	1532								1632					
Whittlesea (WLE) d				1530														
Peterborough (PBO)  a	1523			1539	1549					1625			1649					1723

Operator Train ID Days of operation/Notes 1st Class/Reservations/Bus Catering facilities	GN 1T42 ◇	LE 2H40	LE 2E80	XC 1N63 A ◇ ⚡	GN 1T44 ◇	LE 2H42	LE 1K80	GN 1T46 ◇	LE 2H44	XC 1N65 A ◇ ⚡	EM 1L13 F ◇	GN 1T48 ◇	LE 2H46	LE 1K82	EM 1R84 G ◇	GN 1T50 ◇	LE 2H48	LE 2E82
London Liverpool Street (LST)   d		1528				1558			1628				1658					1728
London Kings Cross (KGX)   d	1542				1612			1642				1712				1742		
Ipswich (IPS) d			1558															1758
Stansted Airport (SSD)  d				1627			1648						1748					
Audley End (AUD) d		1630				1651	1702		1730				1751	1802				1830
Whittlesford Parkway (WLF) d		1640				1658	1710		1740				1758	1810				1840
Cambridge (CBG) a	1630	1651		1656	1700	1708	1719	1730	1751			1800	1808	1819		1830	1851	
Cambridge (CBG) d	1635	1653		1700	1703	1713	1720	1735	1753	1800		1803	1813	1820		1835	1853	
Cambridge North (CMB) d	1640	1658a			1708	1718a	1725	1740	1758a			1808	1818a	1825		1840	1858a	
Waterbeach (WBC) d		1644				1712		1744				1812				1844		
Ely (ELY)  a	1654		1659	1714	1723		1736	1754		1814		1823		1836		1854		1858
Ely (ELY)  d	1655		1659	1715			1737	1755		1815	1822			1837	1849	1855		1859
Littleport (LTP) d		1708c						1808c								1908c		
Downham Market (DOW) d								1817								1917		
Watlington (WTG) d								1823								1923		
Kings Lynn (KLN) a								1831								1931		
Shippea Hill (SPP) d																		
Lakenheath (LAK) d																		
Brandon (BND) d							1753							1853				
Thetford (TTF) d							1801				1843			1900				
Harling Road (HRD) d																		
Eccles Road (ECS) d																		
Attleborough (ATL) d								1816						1915				
Spooner Row (SPN) d																		
Wymondham (WMD) d								1824						1922				
Norwich (NRW) a								1839			1917			1936				
Manea (MNE) d			1710							1826								1910
March (MCH) d			1719	1732						1834						1906		1918
Whittlesea (WLE) d			1730															1930
Peterborough (PBO)  a			1740	1749						1851					1924			1939

NOTES (see introductory pages for explanation of train operator codes and standard symbols)

- a Arrival time  
d Departure time  
c Arrives 6 minutes earlier  
A To Birmingham New St, see table 054  
B To Liverpool Lime St, see table 054  
F From Liverpool Lime St, see table 054  
G To Sheffield, see table 054

## London, Stansted Airport and Cambridge to Ely, Kings Lynn, Norwich and Peterborough

## Saturdays

Operator Train ID Days of operation/Notes 1st Class/Reservations/Bus	XC 1N67 A 1	EM 1L14 F ◇	GN 1T52 1	LE 2H50 1	LE 1K84 1	GN 1T54 1	LE 2H52 1	XC 1N69 A 1	EM 1L15 F ◇	GN 1T56 1	LE 2H54 1	LE 1K88 1	GN 1T58 1	LE 2H56 1	LE 2E84 1	EM 1R88 H ◇	GN 1T60 1	LE 2H58 1	
London Liverpool Street (LST)	15	d			1758			1828					1858			1928			1958
London Kings Cross (KGX)	15	d		1812			1842			1912			1942				2012		
Ipswich (IPS)		d													2000				
Stansted Airport (SSD)	4	d	1827			1848						1948							
Audley End (AUD)		d			1851	1903		1930				1951	2002		2030				2051
Whittlesford Parkway (WLF)		d			1858	1910		1940				1958	2010		2040				2058
Cambridge (CBG)		a	1856		1900	1908	1920	1930	1951		2000	2008	2019	2030	2051			2104	2109
Cambridge (CBG)		d	1900		1905	1913	1921	1935	1953	2000	2003	2013	2020	2035	2053			2106	2113
Cambridge North (CMB)		d			1910	1918a	1925	1940	1958a		2008	2018a	2025	2039	2058a			2111	2118a
Waterbeach (WBC)		d			1914			1944					2012		2044				2115
Ely (ELY)	4	a	1914		1923		1937	1954		2014			2021		2036	2053		2058	2124
Ely (ELY)	4	d	1915	1923	1926		1937	1955		2015	2018	2024		2037	2054		2059	2109	2125
Littleport (LTP)		d			1933			2008c					2031		2108c				2132
Downham Market (DOW)		d			1942			2017					2042		2117				2142
Watlington (WTG)		d			1948			2023					2048		2123				2148
Kings Lynn (KLN)		a			1956			2031					2056		2131				2156
Shippea Hill (SPP)		d																	
Lakenheath (LAK)		d																	
Brandon (BND)		d				1953								2053					
Thetford (TTF)		d		1944		2001				2040				2100					
Harling Road (HRD)		d																	
Eccles Road (ECS)		d																	
Attleborough (ATL)		d				2016								2115					
Spooner Row (SPN)		d																	
Wyndham (WMD)		d					2023							2122					
Norwich (NRW)		a		2014		2036				2109				2136					
Manea (MNE)		d																2110	
March (MCH)		d	1932						2032									2118	
Whittlesea (WLE)		d																2130	
Peterborough (PBO)	8	a	1949						2049									2139	2144

Operator Train ID Days of operation/Notes 1st Class/Reservations/Bus	LE 1K92 1	GN 1T62 1	LE 2H60 1	EM 1L17 F ◇	GN 1T64 1	LE 2H62 1	GN 1T66 1	LE 1K96 1	LE 2H64 1	GN 1T68 1	GN 1T70 1	LE 2H68 1	GN 1T72 1		
London Liverpool Street (LST)	15	d			2028			2058		2128			2228		
London Kings Cross (KGX)	15	d		2042			2112		2142		2212	2242	2312		
Ipswich (IPS)		d													
Stansted Airport (SSD)	4	d	2048					2210							
Audley End (AUD)		d	2102		2130		2151	2225	2230			2330			
Whittlesford Parkway (WLF)		d	2110		2140		2158	2233	2240			2340			
Cambridge (CBG)		a	2119	2132	2151		2204	2209	2230	2245	2251	2304	2330	2351	0004
Cambridge (CBG)		d	2120	2135	2153		2205	2213	2235	2255	2259	2305	2335	2352	0008
Cambridge North (CMB)		d	2125	2140	2158a		2210	2218a	2240	2259	2304a	2310	2340	2357a	0013
Waterbeach (WBC)		d			2144		2214	2244				2314	2344		0017
Ely (ELY)	4	a	2136	2154			2225	2254	2311			2325	2354		0026
Ely (ELY)	4	d	2137	2155		2217		2255	2311			2355			0027
Littleport (LTP)		d			2208c			2302				0002			0034
Downham Market (DOW)		d			2217			2311				0011			0043
Watlington (WTG)		d			2223			2317				0017			0049
Kings Lynn (KLN)		a			2231			2325				0025			0057
Shippea Hill (SPP)		d													
Lakenheath (LAK)		d													
Brandon (BND)		d	2153						2327						
Thetford (TTF)		d	2200			2239			2335						
Harling Road (HRD)		d													
Eccles Road (ECS)		d													
Attleborough (ATL)		d	2215			2253			2350						
Spooner Row (SPN)		d													
Wyndham (WMD)		d	2222			2300			2357						
Norwich (NRW)		a	2236			2313			0010						
Manea (MNE)		d													
March (MCH)		d													
Whittlesea (WLE)		d													
Peterborough (PBO)	8	a													

NOTES (see introductory pages for explanation of train operator codes and standard symbols)

- a Arrival time
- d Departure time
- c Arrives 6 minutes earlier
- A To Birmingham New St, see table 054
- F From Liverpool Lime St, see table 054
- H To Nottingham, see table 054



London, Stansted Airport and Cambridge to Ely, Kings Lynn, Norwich and Peterborough

Sundays

Operator Train ID Days of operation/Notes 1st Class/Reservations/Bus	GN 1T70	GN 1T72	LE 2K62	GN 1T10	LE 2H10	LE 2H12	GN 1T16	LE 2H14	EM 1R56 A ◇	LE 2E74 B	EM 1L06 C ◇	LE 2H16	LE 2K68	XC 1N51 D ◇	GN 1T20	LE 2H18	LE 2H20	EM 1R58 A ◇
London Liverpool Street (LST) 15 d					0742	0827		0856				0927				0956	1028	
London Kings Cross (KGX) 15 d				0754			0912								1012			
Ipswich (IPS) d										0955								
Stansted Airport (SSD) ← d			0818										1009	1027				
Audley End (AUD) d			0833		0900	0923		1000				1023	1026			1100	1123	
Whittlesford Parkway (WLF) d			0841		0910	0930		1010				1030	1034			1110	1130	
Cambridge (CBG) a			0850	0858	0921	0940	0959	1021				1040	1044	1055	1059	1121	1140	
Cambridge (CBG) d		0008	0851	0904	0923	0941	1004	1023				1041	1050	1100	1104	1123	1141	
Cambridge North (CMB) d		0013	0855	0908	0928a	0947a	1008	1028a				1047a	1054		1108	1128a	1147a	
Waterbeach (WBC) d			0017		0912		1012									1112		
Ely (ELY) 4 a			0026	0907	0922		1022			1051			1106	1114	1122			
Ely (ELY) 4 d			0027	0908	0922		1022		1049	1053	1057		1107	1115	1122			1150
Littleport (LTP) d	0002	0034			0929		1029								1129			
Downham Market (DOW) d	0011	0043			0939		1039								1139			
Watlington (WTG) d	0017	0049			0944		1044								1144			
Kings Lynn (KLN) a	0025	0057			0953		1053								1153			
Shippea Hill (SPP) d																		
Lakenheath (LAK) d			0921										1120					
Brandon (BND) d			0927									1113	1126					
Thetford (TTF) d			0934									1122	1133					
Harling Road (HRD) d																		
Eccles Road (ECS) d																		
Attleborough (ATL) d			0949									1136	1148					
Spooner Row (SPN) d																		
Wymondham (WMD) d			0956									1143	1155					
Norwich (NRW) a			1013									1158	1213					
Manea (MNE) d										1104								
March (MCH) d										1112				1132				
Whittlesea (WLE) d										1124								
Peterborough (PBO) 8 a								1120	1133					1149				1223

Operator Train ID Days of operation/Notes 1st Class/Reservations/Bus	LE 1K70	XC 1N53 D ◇	GN 1T24	LE 2H22	LE 2H24	LE 2E76	LE 2K72	XC 1N55 D ◇	GN 1T28	LE 2H26	LE 2H28	EM 1L07 E ◇	LE 1K74	XC 1N57 D ◇	EM 1L08 E ◇	GN 1T32	LE 2H30	LE 2H32	
London Liverpool Street (LST) 15 d				1057	1128					1157	1228							1257	1328
London Kings Cross (KGX) 15 d			1112						1212								1312		
Ipswich (IPS) d						1155													
Stansted Airport (SSD) ← d	1109	1127					1209	1227					1309	1327					
Audley End (AUD) d	1126			1200	1223		1226			1300	1323		1326				1400	1423	
Whittlesford Parkway (WLF) d	1134			1210	1230		1234			1310	1330		1334				1410	1430	
Cambridge (CBG) a	1144	1155	1159	1221	1240		1244	1255	1259	1321	1340		1344	1355		1359	1421	1440	
Cambridge (CBG) d	1150	1200	1204	1223	1241		1250	1300	1304	1323	1341		1350	1400		1404	1423	1441	
Cambridge North (CMB) d	1154		1208	1228a	1247a		1254		1308	1328a	1347a		1354			1408	1428a	1447a	
Waterbeach (WBC) d				1212					1312							1412			
Ely (ELY) 4 a	1206	1214	1222			1253	1306	1314	1322				1406	1414		1422			
Ely (ELY) 4 d	1207	1215	1222			1253	1307	1315	1322			1334	1407	1415	1420	1423			
Littleport (LTP) d				1229					1329							1430			
Downham Market (DOW) d				1239					1339							1439			
Watlington (WTG) d				1244					1344							1445			
Kings Lynn (KLN) a				1253					1353							1453			
Shippea Hill (SPP) d																			
Lakenheath (LAK) d							1320												
Brandon (BND) d	1223						1326						1423		1438				
Thetford (TTF) d	1231						1333					1355	1431		1446				
Harling Road (HRD) d																			
Eccles Road (ECS) d																			
Attleborough (ATL) d	1246						1348						1446		1500				
Spooner Row (SPN) d																			
Wymondham (WMD) d	1253						1355						1453		1509				
Norwich (NRW) a	1313						1413					1426	1513		1524				
Manea (MNE) d						1304													
March (MCH) d		1232				1313		1332						1432					
Whittlesea (WLE) d						1324													
Peterborough (PBO) 8 a		1249				1334		1349						1449					

NOTES (see introductory pages for explanation of train operator codes and standard symbols)

- a Arrival time
- d Departure time
- A To Liverpool Lime St, see table 054
- B From Colchester, see table 006
- C From Nottingham, see table 054
- D To Birmingham New St, see table 054
- E From Sheffield, see table 054

## London, Stansted Airport and Cambridge to Ely, Kings Lynn, Norwich and Peterborough

## Sundays

Operator Train ID Days of operation/Notes 1st Class/Reservations/Bus Catering facilities	EM 1R64 A ◇	LE 2E78	LE 1K76	XC 1N59 D 1◇	GN 1T36 1	LE 2H34	LE 2H36	EM 1L09 E ◇	EM 1R68 A ◇	LE 2K78	XC 1N61 D 1◇	GN 1T40 1	LE 2H38	LE 2H40	EM 1L10 F ◇	LE 2E80	LE 1K80	XC 1N63 D 1◇		
London Liverpool Street (LST) 15 d						1357	1428						1457	1528						
London Kings Cross (KGX) 15 d					1412							1512								
Ipswich (IPS) d		1355														1555				
Stansted Airport (SSD) ← d			1409	1427						1509	1527							1609	1627	
Audley End (AUD) d			1426			1500	1523			1526			1600	1623				1626		
Whittlesford Parkway (WLF) d			1434			1510	1530			1534			1610	1630				1634		
Cambridge (CBG) a			1444	1455	1459	1521	1540			1544	1555	1559	1621	1640				1644	1655	
Cambridge (CBG) d			1450	1500	1504	1523	1541			1550	1600	1604	1623	1641				1650	1700	
Cambridge North (CMB) d			1454		1508	1528a	1547a			1554		1608	1628a	1647a				1654		
Waterbeach (WBC) d					1512							1612								
Ely (ELY) 4 a		1453	1506	1514	1522					1606	1614	1622						1653	1706	1714
Ely (ELY) 4 d	1442	1453	1507	1515	1523			1529	1548	1607	1615	1622			1636	1653	1707	1715		
Littleport (LTP) d					1530							1629								
Downham Market (DOW) d					1539							1639								
Watlington (WTG) d					1545							1644								
Kings Lynn (KLN) a					1553							1653								
Shippea Hill (SPP) d																				
Lakenheath (LAK) d										1620										
Brandon (BND) d			1523							1626								1723		
Thetford (TTF) d			1531					1550		1633					1657			1731		
Harling Road (HRD) d																				
Eccles Road (ECS) d																				
Attleborough (ATL) d			1546							1648								1746		
Spooner Row (SPN) d																				
Wymondham (WMD) d			1553							1655								1753		
Norwich (NRW) a			1613					1623		1713					1727			1813		
Manea (MNE) d		1504																1704		
March (MCH) d		1513		1532					1605		1632							1713	1732	
Whittlesea (WLE) d		1524																1724		
Peterborough (PBO) 8 a	1514	1534		1549					1622		1649							1734	1749	

Operator Train ID Days of operation/Notes 1st Class/Reservations/Bus Catering facilities	GN 1T44 1	LE 2H42	LE 2H44	EM 1L11 G ◇	EM 1M82 H ◇	LE 1K82	XC 1N65 D 1◇	GN 1T48 1	LE 2H46	LE 2H48	EM 1L12 G ◇	EM 1R74 J ◇	LE 2E82	LE 1K84	XC 1N67 D 1◇	GN 1T52 1	LE 2H50	LE 2H52	
London Liverpool Street (LST) 15 d		1557	1628						1657	1728								1757	1828
London Kings Cross (KGX) 15 d	1612							1712								1812			
Ipswich (IPS) d													1755						
Stansted Airport (SSD) ← d						1709	1727							1809	1827			1900	1923
Audley End (AUD) d		1700	1723			1726			1800	1823				1826				1910	1930
Whittlesford Parkway (WLF) d		1710	1730			1734			1810	1830				1834				1923	1940
Cambridge (CBG) a	1659	1721	1740			1744	1755	1759	1821	1840				1844	1855	1859	1921	1940	
Cambridge (CBG) d	1704	1723	1741			1750	1800	1804	1823	1841				1850	1900	1904	1923	1941	
Cambridge North (CMB) d	1708	1728a	1747a			1754		1808	1828a	1847a				1854		1908	1928a	1947a	
Waterbeach (WBC) d								1812								1912			
Ely (ELY) 4 a	1722					1806	1814	1822					1853	1906	1914	1922			
Ely (ELY) 4 d	1722			1729	1749	1807	1815	1822			1835	1848	1853	1907	1915	1922			
Littleport (LTP) d								1829								1929			
Downham Market (DOW) d								1839								1939			
Watlington (WTG) d								1844								1944			
Kings Lynn (KLN) a								1853								1953			
Shippea Hill (SPP) d																			
Lakenheath (LAK) d																			
Brandon (BND) d						1823									1923				
Thetford (TTF) d				1750		1831				1856				1931					
Harling Road (HRD) d																			
Eccles Road (ECS) d																			
Attleborough (ATL) d						1846								1946					
Spooner Row (SPN) d																			
Wymondham (WMD) d						1853								1953					
Norwich (NRW) a				1824		1913				1927				2013					
Manea (MNE) d													1904						
March (MCH) d							1832						1913		1932				
Whittlesea (WLE) d													1924						
Peterborough (PBO) 8 a					1821	1849						1920	1934		1949				

NOTES (see introductory pages for explanation of train operator codes and standard symbols)

a	Arrival time	F	From Manchester Piccadilly, see table 054
d	Departure time	G	From Liverpool Lime St, see table 054
A	To Liverpool Lime St, see table 054	H	To Manchester Piccadilly, see table 054
D	To Birmingham New St, see table 054	J	To Nottingham, see table 054
E	From Sheffield, see table 054		

London, Stansted Airport and Cambridge to Ely, Kings Lynn, Norwich and Peterborough

Sundays

Operator Train ID Days of operation/Notes 1st Class/Reservations/Bus	EM 1L13 G ◇	EM 1R76 J ◇	LE 1K88	XC 1N69 D □◇	GN 1T56 □	LE 2H54	LE 2H56	EM 1L14 G ◇	LE 1K90	GN 1T60 □	LE 2H58	EM 1R78 J ◇	LE 1K92	EM 1L16 G ◇	GN 1T64 □	LE 2H62	GN 1T68 □	LE 2H66
London Liverpool Street (LST)  15 d						1857	1928				1957					2057		2157
London Kings Cross (KGX)  15 d					1912					2012					2112		2212	
Ipswich (IPS) d																		
Stansted Airport (SSD)  d			1909	1927					2009				2118					
Audley End (AUD) d			1926			2000	2023		2026		2100		2133			2200		2300
Whittlesford Parkway (WLF) d			1934			2010	2030		2034		2110		2141			2210		2310
Cambridge (CBG) a			1944	1955	2001	2021	2040		2044	2059	2121		2150		2159	2221	2259	2323
Cambridge (CBG) d			1950	2000	2004	2023	2041		2048	2104	2123		2151		2204	2226	2304	2325
Cambridge North (CMB) d			1954		2008	2028a	2047a		2053	2108	2128a		2156		2208	2231a	2308	2330a
Waterbeach (WBC) d					2012					2112					2212			2312
Ely (ELY)  4 a			2006	2014	2022				2104	2122			2207		2222			2322
Ely (ELY)  4 d	1930	1949	2007	2015	2022			2036	2105	2122		2146	2208	2220	2223			2322
Littleport (LTP) d					2029					2129					2230			2329
Downham Market (DOW) d					2039					2139					2239			2339
Watlington (WTG) d					2044					2144					2245			2344
Kings Lynn (KLN) a					2053					2153					2253			2353
Shippea Hill (SPP) d																		
Lakenheath (LAK) d																		
Brandon (BND) d			2023						2121				2224					
Thetford (TTF) d	1951		2031					2057	2128				2231	2241				
Harling Road (HRD) d																		
Eccles Road (ECS) d																		
Attleborough (ATL) d			2046					2111	2143				2246	2255				
Spooner Row (SPN) d																		
Wymondham (WMD) d			2053					2118	2150				2253	2302				
Norwich (NRW) a	2024		2109					2133	2205				2313	2317				
Manea (MNE) d																		
March (MCH) d				2032														
Whittlesea (WLE) d																		
Peterborough (PBO)  8 a		2023		2049								2219						

Operator Train ID 1st Class/Reservations/Bus	GN 1T72 □
London Liverpool Street (LST)  15 d	
London Kings Cross (KGX)  15 d	2312
Ipswich (IPS) d	
Stansted Airport (SSD)  d	
Audley End (AUD) d	
Whittlesford Parkway (WLF) d	
Cambridge (CBG) a	0003
Cambridge (CBG) d	0006
Cambridge North (CMB) d	0010
Waterbeach (WBC) d	0014
Ely (ELY)  4 a	0024
Ely (ELY)  4 d	0024
Littleport (LTP) d	0031
Downham Market (DOW) d	0041
Watlington (WTG) d	0046
Kings Lynn (KLN) a	0055
Shippea Hill (SPP) d	
Lakenheath (LAK) d	
Brandon (BND) d	
Thetford (TTF) d	
Harling Road (HRD) d	
Eccles Road (ECS) d	
Attleborough (ATL) d	
Spooner Row (SPN) d	
Wymondham (WMD) d	
Norwich (NRW) a	
Manea (MNE) d	
March (MCH) d	
Whittlesea (WLE) d	
Peterborough (PBO)  8 a	

NOTES (see introductory pages for explanation of train operator codes and standard symbols)

- a Arrival time
- d Departure time
- D To Birmingham New St, see table 054
- G From Liverpool Lime St, see table 054
- J To Nottingham, see table 054

Peterborough, Norwich, Kings Lynn and Ely to Cambridge, Stansted Airport and London

**Mondays to Fridays**

Operator	GN	GN	LE	GN	EM	LE	EM	GN	LE	LE	GN	EM	XC	LE	EM	GN	LE	LE	
Train ID	1T01	1T05	1K55	1T07	1R60	1H87	1L01	1T09	2H13	1K59	1T11	1R62	1L26	2H15	1L02	1T13	1K61	2L71	
Days of operation/Notes	■	■		■	◇		◇	■			■	◇	■◇		◇	■			
1st Class/Reservations/Bus																			
Peterborough (PBO)	8	d					0627						0713		0739			0750	
Whittlesea (WLE)		d											0721					0758	
March (MCH)		d					0643						0732		0754			0810	
Manea (MNE)		d											0740					0818	
Norwich (NRW)		d		0533	0549					0633		0651					0730		
Wymondham (WMD)		d		0545	0601					0645							0742		
Spooner Row (SPN)		d																	
Attleborough (ATL)		d		0552	0609					0652							0749		
Eccles Road (ECS)		d																	
Harling Road (HRD)		d																	
Thetford (TTF)		d		0606	0623					0706		0723c					0803		
Brandon (BND)		d		0614						0714							0811		
Lakenheath (LAK)		d																	
Shippea Hill (SPP)		d																	
Kings Lynn (KLN)		d	0443	0539	0610	0618		0641			0710					0748			
Watlington (WTG)		d	0450	0546	0617	0626		0648			0718					0755			
Downham Market (DOW)		d	0457	0553	0625	0635		0655			0725					0802			
Littleport (LTP)		d	0507	0603	0634	0644		0704			0734					0812			
Ely (ELY)	4	a	0515	0611	0630	0642	0645	0652	0701	0713		0730	0742	0745	0753	0812	0824	0827	0830
Ely (ELY)	4	d	0516	0613	0632	0642		0653		0714	0729	0734	0744		0753	0800	0825	0828	0831
Waterbeach (WBC)		d	0526	0623	0652	0702		0724		0724		0754			0809	0834	0838		
Cambridge North (CMB)		d	0531	0628	0644	0657		0707		0729	0741	0747	0759		0814	0840	0844		
Cambridge (CBG)		a	0535	0634	0650	0702		0712		0734	0747	0753	0804		0808	0820	0845	0851	
Cambridge (CBG)		d	0539	0640		0709		0717		0739	0750		0809		0814	0821	0850		
Whittlesford Parkway (WLF)		a						0725			0800				0831				
Audley End (AUD)		a						0733			0810				0839				
Stansted Airport (SSD)	←	a											0841						
Ipswich (IPS)		a																0927	
London Kings Cross (KGX)	↻ 15	a	0633	0733	0803				0833			0903					0948		
London Liverpool Street (LST)	↻ 15	a				0825				0920				0950					

Operator	GN	EM	XC	LE	GN	EM	LE	EM	LE	GN	XC	EM	LE	GN	LE	LE	EM	LE
Train ID	1T15	1R64	1L28	2H19	1T17	1L04	1K65	1R66	2H21	1T19	1L30	1L05	2H23	1T21	1K67	2L73	1R68	2H25
Days of operation/Notes	■	◇	■◇		■	◇		◇		■	■◇	◇		■			◇	
1st Class/Reservations/Bus																		
Catering facilities			⌘								⌘							
Peterborough (PBO)	8	d		0819		0842					0919	0941					0950	
Whittlesea (WLE)		d															0958	
March (MCH)		d		0835							0935						1010	
Manea (MNE)		d															1018	
Norwich (NRW)		d		0755			0833	0856							0927		0955	
Wymondham (WMD)		d					0845								0939			
Spooner Row (SPN)		d																
Attleborough (ATL)		d					0852								0946			
Eccles Road (ECS)		d																
Harling Road (HRD)		d																
Thetford (TTF)		d		0825			0906	0924								1000	1024	
Brandon (BND)		d					0914									1008		
Lakenheath (LAK)		d																
Shippea Hill (SPP)		d																
Kings Lynn (KLN)		d				0844									0946			
Watlington (WTG)		d				0851									0953			
Downham Market (DOW)		d				0858									1000			
Littleport (LTP)		d				0908									1009			
Ely (ELY)	4	a	0848	0852		0916	0919	0931	0946		0952	1014		1017	1027	1031	1046	
Ely (ELY)	4	d	0845	0853		0917		0932		0947	0955			1018	1028	1032		
Waterbeach (WBC)		d	0855			0926				0957				1027				
Cambridge North (CMB)		d	0900		0911	0931		0944		0953	1002		1014	1033	1040			1053
Cambridge (CBG)		a	0905		0913	0918	0936	0949		0958	1007	1012		1019	1038	1045		1059
Cambridge (CBG)		d	0909		0914	0920	0942	0951		1003	1014			1020	1044	1048		1103
Whittlesford Parkway (WLF)		a			0930		0958			1011				1030		1055		1111
Audley End (AUD)		a			0940		1007			1019				1040		1105		1119
Stansted Airport (SSD)	←	a		0944			1024								1124			
Ipswich (IPS)		a														1128		
London Kings Cross (KGX)	↻ 15	a	1004			1033				1105				1132				
London Liverpool Street (LST)	↻ 15	a			1045				1115				1145					1215

NOTES (see introductory pages for explanation of train operator codes and standard symbols)

- a Arrival time
- d Departure time
- c Arrives 4 minutes earlier
- A To Liverpool Lime St, see table 054
- B From Nottingham, see table 054
- C From Birmingham New St, see table 054
- D From Sheffield, see table 054

Peterborough, Norwich, Kings Lynn and Ely to Cambridge, Stansted Airport and London

**Mondays to Fridays**

Operator Train ID Days of operation/Notes 1st Class/Reservations/Bus Catering facilities	XC 1L98 E □◇	GN 1T23 □	LE 2H27	GN 1T25 □	EM 1L06 F ◇	LE 1K71 □	EM 1R70 A ◇	LE 2H29	GN 1T27 □	EM 1L07 F ◇	LE 2H31	GN 1T29 □	LE 1K73	LE 2L75	EM 1R72 A ◇	LE 2H33	XC 1L36 C □◇ ⌘	GN 1T31 □	
Peterborough (PBO)	8	d	1013			1045				1142								1215	
Whittlesea (WLE)		d																1158	
March (MCH)		d	1029															1232	
Manea (MNE)		d	1037															1218	
Norwich (NRW)		d				1033	1056						1127		1156				
Wymondham (WMD)		d				1045							1140						
Spooner Row (SPN)		d																	
Attleborough (ATL)		d				1052							1147						
Eccles Road (ECS)		d																	
Harling Road (HRD)		d																	
Thetford (TTF)		d				1106	1124						1201		1224				
Brandon (BND)		d				1114							1209						
Lakenheath (LAK)		d																	
Shippea Hill (SPP)		d																	
Kings Lynn (KLN)		d				1044							1144						
Wattlington (WTG)		d				1051							1151						
Downham Market (DOW)		d				1058							1158						
Littleport (LTP)		d				1108							1208						
Ely (ELY)	4	a	1049			1116	1119	1131	1146			1214	1217	1226	1231	1246		1249	
Ely (ELY)	4	d	1050	1053		1117		1131		1153		1217	1227	1232				1250	1253
Waterbeach (WBC)		d		1103		1126				1203		1227							1303
Cambridge North (CMB)		d		1108	1113	1132		1143		1153	1208	1213	1232	1239		1252		1308	
Cambridge (CBG)		a	1105	1112	1119	1137		1149		1159	1212	1219	1237	1244		1257	1305	1312	
Cambridge (CBG)		d	1111	1114	1120	1144		1150		1203	1214	1220	1244	1248		1303	1311	1314	
Whittlesford Parkway (WLF)		a			1130			1157		1211		1220	1230	1256		1311			
Audley End (AUD)		a			1140			1206		1219		1240	1305			1319			
Stansted Airport (SSD)	←	a	1141					1224					1324					1341	
Ipswich (IPS)		a												1328					
London Kings Cross (KGX)	↻	a		1203		1234				1303			1333						1403
London Liverpool Street (LST)	↻	a			1245					1315			1345					1415	

Operator Train ID Days of operation/Notes 1st Class/Reservations/Bus Catering facilities	LE 2H35	GN 1T33 □	EM 1L08 B ◇	LE 1K77	EM 1R74 A ◇	LE 2H37	XC 1L38 C □◇ ⌘	GN 1T35 □	EM 1L09 F ◇	LE 2H39	GN 1T37 □	LE 1K79	LE 2L77	EM 1R76 A ◇	LE 2H41	XC 1L40 C □◇ ⌘	GN 1T39 □	EM 1L10 F ◇
Peterborough (PBO)	8	d		1244			1316		1341				1350			1416		1441
Whittlesea (WLE)		d											1358					
March (MCH)		d					1332						1410			1432		
Manea (MNE)		d											1418					
Norwich (NRW)		d			1228	1257						1327		1354				
Wymondham (WMD)		d			1240							1339						
Spooner Row (SPN)		d																
Attleborough (ATL)		d			1247							1346						
Eccles Road (ECS)		d																
Harling Road (HRD)		d																
Thetford (TTF)		d			1301	1325						1400		1422				
Brandon (BND)		d			1309							1408						
Lakenheath (LAK)		d																
Shippea Hill (SPP)		d																
Kings Lynn (KLN)		d		1244								1344						
Wattlington (WTG)		d		1251								1351						
Downham Market (DOW)		d		1258								1358						
Littleport (LTP)		d		1308								1408						
Ely (ELY)	4	a		1316	1319	1325	1347		1350	1413		1416	1425	1431	1445		1449	1514
Ely (ELY)	4	d		1317		1328			1350	1354		1417	1427	1431			1450	1453
Waterbeach (WBC)		d		1327						1404		1426						1503
Cambridge North (CMB)		d	1313	1332		1340		1353		1409		1413	1432	1439		1453		1508
Cambridge (CBG)		a	1318	1336		1346		1359	1406	1413		1419	1437	1444		1459	1505	1512
Cambridge (CBG)		d	1320	1344		1348		1403		1414		1420	1444	1448		1503	1511	1514
Whittlesford Parkway (WLF)		a	1330			1355		1411				1430		1455		1511		
Audley End (AUD)		a	1340			1405		1419				1440		1505		1519		
Stansted Airport (SSD)	←	a				1424						1524				1541		
Ipswich (IPS)		a											1527					
London Kings Cross (KGX)	↻	a		1433					1503			1533						1603
London Liverpool Street (LST)	↻	a	1445					1515				1545				1615		

NOTES (see introductory pages for explanation of train operator codes and standard symbols)

- a Arrival time
- d Departure time
- A To Liverpool Lime St, see table 054
- B From Nottingham, see table 054
- C From Birmingham New St, see table 054
- E From Bristol Temple Meads, see table 054
- F From Liverpool Lime St, see table 054

Peterborough, Norwich, Kings Lynn and Ely to Cambridge, Stansted Airport and London

**Mondays to Fridays**

Operator Train ID Days of operation/Notes 1st Class/Reservations/Bus Catering facilities	LE 2H43	GN 1T41	LE 1K81	EM 1R78 A ◇	LE 2H45	XC 1L42 C 1◇ ♣	GN 1T43	EM 1L11 F ◇	LE 2H47	GN 1T45	LE 1K83	LE 2L79	LE 2H49	GN 1T47	EM 1R80 A ◇	XC 1L44 C 1◇ ♣	LE 2H51	GN 1T49	
Peterborough (PBO)	8	d				1516		1541									1620		
Whittlesea (WLE)		d																	
March (MCH)		d				1532											1636		
Manea (MNE)		d															1618		
Norwich (NRW)		d		1427	1457											1548			
Wymondham (WMD)		d		1439												1539			
Spooner Row (SPN)		d																	
Attleborough (ATL)		d		1446												1604			
Eccles Road (ECS)		d														1609			
Harling Road (HRD)		d														1614			
Thetford (TTF)		d		1500	1525											1623			
Brandon (BND)		d		1508												1608			
Lakenheath (LAK)		d																	
Shippea Hill (SPP)		d																	
Kings Lynn (KLN)		d		1444															1644
Watlington (WTG)		d		1451															1651
Downham Market (DOW)		d		1458															1658
Littleport (LTP)		d		1508															1708
Ely (ELY)	4	a		1517	1524	1547		1550	1614	1617	1627	1631			1645	1653			1717
Ely (ELY)	4	a		1518	1527			1550	1554	1618	1627	1631		1642		1654			1718
Waterbeach (WBC)		d		1527					1604	1627				1652					1727
Cambridge North (CMB)		d	1513	1532	1539		1543		1609	1613	1632	1639		1643	1657		1713		1732
Cambridge (CBG)		a	1519	1537	1544		1548	1607	1613	1619	1637	1645		1649	1702		1709	1719	1737
Cambridge (CBG)		d	1520	1544	1547		1550		1614	1620	1644	1647		1650	1708		1711	1720	1742
Whittlesford Parkway (WLF)		a	1530		1555		1600			1630		1655		1700					1730
Audley End (AUD)		a	1540		1604		1610			1640		1704		1710					1740
Stansted Airport (SSD)	←	a			1624							1724					1741		
Ipswich (IPS)		a											1727						
London Kings Cross (KGX)	← 15	a		1634					1705			1732			1803				1833
London Liverpool Street (LST)	← 15	a	1646				1716				1744			1816					1846

Operator Train ID Days of operation/Notes 1st Class/Reservations/Bus	LE 2K85	GN 1T51	EM 1M82 K ◇	XC 1L46 C 1◇	GN 1T53	EM 1L13 F ◇	LE 2H57	LE 2L81	LE 2K89	EM 1R84 G ◇	XC 1L48 C 1◇	GN 1T55	LE 2H59	GN 1T57	EM 1L14 F ◇	LE 1K91	LE 2H61	XC 1L49 C 1◇
Peterborough (PBO)	8	d		1716		1744			1750		1813				1846			1900
Whittlesea (WLE)		d		1724					1758									
March (MCH)		d		1735					1810		1829				1902			1916
Manea (MNE)		d		1743					1818		1837							
Norwich (NRW)		d	1627		1656				1727	1750								1823
Wymondham (WMD)		d	1639		1709				1739	1803								1835
Spooner Row (SPN)		d	1643															
Attleborough (ATL)		d	1648						1746	1810								1842
Eccles Road (ECS)		d							1751									
Harling Road (HRD)		d							1756									
Thetford (TTF)		d	1702		1727				1809c	1824								1856
Brandon (BND)		d	1710						1817									1904
Lakenheath (LAK)		d																
Shippea Hill (SPP)		d																
Kings Lynn (KLN)		d		1716											1844			
Watlington (WTG)		d													1851			
Downham Market (DOW)		d		1728											1858			
Littleport (LTP)		d		1737											1908			
Ely (ELY)	4	a	1726	1745	1750	1756	1814	1817		1831	1835	1846	1849		1916	1920	1923	1935
Ely (ELY)	4	d	1727	1746		1758	1815			1831	1837		1850	1853	1918			1942
Waterbeach (WBC)		d		1755			1825						1903		1927			
Cambridge North (CMB)		d	1739	1800			1831		1842	1849			1908	1914	1932		1940	1952
Cambridge (CBG)		a	1745	1805		1813	1836		1848	1856		1905	1913	1920	1937		1946	1958
Cambridge (CBG)		d		1808			1844		1850			1911	1914	1921	1944			2003
Whittlesford Parkway (WLF)		a							1900					1930				2011
Audley End (AUD)		a							1910					1940				2019
Stansted Airport (SSD)	←	a									1941							
Ipswich (IPS)		a						1927										
London Kings Cross (KGX)	← 15	a		1903			1933						2003		2033			
London Liverpool Street (LST)	← 15	a						2015					2045					2115

NOTES (see introductory pages for explanation of train operator codes and standard symbols)

- a Arrival time
- d Departure time
- c Arrives 4 minutes earlier
- A To Liverpool Lime St, see table 054
- C From Birmingham New St, see table 054
- F From Liverpool Lime St, see table 054
- G To Sheffield, see table 054
- K To Manchester Piccadilly, see table 054

## Peterborough, Norwich, Kings Lynn and Ely to Cambridge, Stansted Airport and London

## Mondays to Fridays

Operator Train ID Days of operation/Notes 1st Class/Reservations/Bus	GN	XC	LE	GN	EM	LE	LE	LE	XC	GN	EM	LE	GN	LE	XC	GN	LE	LE
	1T59	1L50 C	2H63	1T61	1L15 F	1K93	2L83 H	2H65	1L52 C	1T63	1R88 J	2H67	1T65	2H69	1L54 C	1T67	2H91 FX	2H71 FO
Peterborough (PBO)	8	d	1916		1942		1950		2016						2116			
Whittlesea (WLE)		d					1958											
March (MCH)		d	1932				2010		2032						2132			
Manea (MNE)		d					2018											
Norwich (NRW)		d				1928					2008							
Wymondham (WMD)		d				1940												
Spooner Row (SPN)		d																
Attleborough (ATL)		d				1947												
Eccles Road (ECS)		d																
Harling Road (HRD)		d																
Thetford (TTF)		d				2001					2036							
Brandon (BND)		d				2009												
Lakenheath (LAK)		d																
Shippea Hill (SPP)		d																
Kings Lynn (KLN)		d			1940								2044					
Wattlington (WTG)		d			1947								2051					
Downham Market (DOW)		d			1954								2058					
Littleport (LTP)		d			2004								2108					
Ely (ELY)	4	a	1952		2012	2015	2027	2031		2049		2059		2116		2149		
Ely (ELY)	4	d	1945	1953	2017		2028	2032		2051	2054		2117		2150	2153		
Waterbeach (WBC)		d	1955		2026					2104			2126			2203		
Cambridge North (CMB)		d	2000		2032		2040		2053	2109		2113	2132	2153		2208	2210	2210
Cambridge (CBG)		a	2006	2009	2019	2038	2045		2059	2106	2113	2118	2137	2159	2206	2212	2215	2215
Cambridge (CBG)		d	2014		2020	2044	2050		2102	2111	2114	2120	2144	2203	2211	2214		2220
Whittlesford Parkway (WLF)		a			2030		2057		2111			2130		2211				2231
Audley End (AUD)		a			2040		2106		2119			2140		2219				2241
Stansted Airport (SSD)	←	a					2124			2141					2241			
Ipswich (IPS)		a						2128										
London Kings Cross (KGX)	← 15	a	2103		2133						2203			2233		2303		
London Liverpool Street (LST)	← 15	a			2145				2215			2245		2315				2348

Operator Train ID Days of operation/Notes 1st Class/Reservations/Bus	LE	EM	GN	LE	LE	GN	XC	GN	LE
	1K95	1L17 F	1T69	2L85 H	2H73	1T71	1L56 C	2T73	1K97
Peterborough (PBO)	8	d	2140		2146		2219		
Whittlesea (WLE)		d			2154				
March (MCH)		d			2206		2235		
Manea (MNE)		d			2214				
Norwich (NRW)		d	2112						2240
Wymondham (WMD)		d	2124						2252
Spooner Row (SPN)		d							
Attleborough (ATL)		d	2131						2259
Eccles Road (ECS)		d							
Harling Road (HRD)		d							
Thetford (TTF)		d	2145						2313
Brandon (BND)		d	2153						2321
Lakenheath (LAK)		d							
Shippea Hill (SPP)		d							
Kings Lynn (KLN)		d			2144				2244
Wattlington (WTG)		d			2151				2251
Downham Market (DOW)		d			2158				2258
Littleport (LTP)		d			2208				2308
Ely (ELY)	4	a	2209	2213	2216	2226		2252	2316
Ely (ELY)	4	d	2210		2217	2227		2246	2316
Waterbeach (WBC)		d			2227		2256		2326
Cambridge North (CMB)		d	2222		2232		2243	2301	2350
Cambridge (CBG)		a	2227		2237		2248	2306	2357
Cambridge (CBG)		d			2244		2250	2314	
Whittlesford Parkway (WLF)		a					2300		
Audley End (AUD)		a					2310		
Stansted Airport (SSD)	←	a							
Ipswich (IPS)		a			2321				
London Kings Cross (KGX)	← 15	a			2334		0008		
London Liverpool Street (LST)	← 15	a					0018		

NOTES (see introductory pages for explanation of train operator codes and standard symbols)

- a** Arrival time  
**d** Departure time  
**C** From Birmingham New St, see table 054  
**F** From Liverpool Lime St, see table 054  
**H** To Colchester, see table 006  
**J** To Nottingham, see table 054  
**FO** Fridays only  
**FX** Not Fridays

Peterborough, Norwich, Kings Lynn and Ely to Cambridge, Stansted Airport and London

Saturdays

Operator Train ID Days of operation/Notes 1st Class/Reservations/Bus	GN 1T01	GN 1T03	LE 2H07	GN 1T05	LE 1K55	EM 1R60 A ◇	GN 1T07	EM 1L01 B ◇	LE 2H11	GN 1T09	LE 1K59	EM 1R62 A ◇	LE 2H13	GN 1T11	XC 1L26 C ◇	GN 1T11	EM 1L02 B ◇	LE 2H15
Peterborough (PBO)	8	d						0628							0713		0737	
Whittlesea (WLE)		d													0721			
March (MCH)		d						0644							0732		0755	
Manea (MNE)		d													0740			
Norwich (NRW)		d			0527	0548					0627	0650						
Wymondham (WMD)		d			0539	0600					0639							
Spooner Row (SPN)		d																
Attleborough (ATL)		d			0546	0608					0646							
Eccles Road (ECS)		d																
Harling Road (HRD)		d																
Thetford (TTF)		d			0600	0622					0700	0718						
Brandon (BND)		d			0608						0708							
Lakenheath (LAK)		d																
Shippea Hill (SPP)		d																
Kings Lynn (KLN)		d			0544					0644								
Watlington (WTG)		d			0551					0651								
Downham Market (DOW)		d			0558					0658								
Littleport (LTP)		d			0608					0708								
Ely (ELY)	4	a			0616	0624	0645		0704	0716	0724	0740			0753		0814	
Ely (ELY)	4	d	0517	0553	0617	0627		0653		0717	0727			0747	0753			
Waterbeach (WBC)		d	0526	0603	0626			0703		0726				0757				
Cambridge North (CMB)		d	0531	0608	0613	0632	0639	0708	0713	0732	0739		0753	0802				0813
Cambridge (CBG)		a	0536	0612	0618	0637	0647	0712	0719	0737	0744		0759	0806	0809	←		0819
Cambridge (CBG)		d	0537	0614	0620	0644	0649	0714	0720	0744	0748		0803	0814	0811	0814		0820
Whittlesford Parkway (WLF)		a			0630		0656		0730		0755		0811	→				0830
Audley End (AUD)		a			0640		0705		0740		0805		0819					0840
Stansted Airport (SSD)	←	a					0724				0824				0841			
Ipswich (IPS)		a																
London Kings Cross (KGX)	↻ 15	a	0633	0703		0734		0803		0833							0903	
London Liverpool Street (LST)	↻ 15	a			0745				0845				0915					0945

Operator Train ID Days of operation/Notes 1st Class/Reservations/Bus Catering facilities	GN 1T13	LE 1K61	LE 2L71	EM 1R64 A ◇	LE 2H17	XC 1L28 C ◇	GN 1T15	LE 2H19	GN 1T17	EM 1L04 D ◇	LE 1K65	EM 1R66 A ◇	LE 2H21	XC 1L30 C ◇	GN 1T19	LE 2H23	GN 1T21	EM 1L05 D ◇
Peterborough (PBO)	8	d			0750					0842				0916				0945
Whittlesea (WLE)		d			0758													
March (MCH)		d			0810									0932				
Manea (MNE)		d			0817													
Norwich (NRW)		d		0727		0755					0827	0853						
Wymondham (WMD)		d		0739							0839							
Spooner Row (SPN)		d																
Attleborough (ATL)		d		0746							0846							
Eccles Road (ECS)		d																
Harling Road (HRD)		d																
Thetford (TTF)		d		0800		0823					0900	0921						
Brandon (BND)		d		0808							0908							
Lakenheath (LAK)		d																
Shippea Hill (SPP)		d																
Kings Lynn (KLN)		d	0744						0844						0919		0944	
Watlington (WTG)		d	0751						0851						0926		0951	
Downham Market (DOW)		d	0758						0858						0933		0958	
Littleport (LTP)		d	0808						0908						0942		1008	
Ely (ELY)	4	a	0817	0826	0830	0845		0849		0916	0919	0924	0943		0950	0953	1016	1019
Ely (ELY)	4	d	0817	0827	0831			0850	0853	0917		0927		0950	0954		1017	
Waterbeach (WBC)		d	0827					0903		0926					1003		1026	
Cambridge North (CMB)		d	0832	0839		0853	0908	0913	0932		0939		0953	1008	1013	1032		
Cambridge (CBG)		a	0837	0844		0859	0905	0912	0919	0937	0944		0959	1006	1013	1019	1037	
Cambridge (CBG)		d	0844	0848		0903	0911	0914	0920	0944	0948		1003	1014	1020	1044		
Whittlesford Parkway (WLF)		a		0855		0911		0930		0955		1011		1014	1020	1040		
Audley End (AUD)		a		0905		0919		0940		1005		1019						
Stansted Airport (SSD)	←	a		0924		0941				1024								
Ipswich (IPS)		a			0927													
London Kings Cross (KGX)	↻ 15	a	0933					1004		1034					1103		1133	
London Liverpool Street (LST)	↻ 15	a				1015			1045				1115			1145		

NOTES (see introductory pages for explanation of train operator codes and standard symbols)

- a Arrival time
- d Departure time
- A To Liverpool Lime St, see table 054
- B From Nottingham, see table 054
- C From Birmingham New St, see table 054
- D From Sheffield, see table 054



Peterborough, Norwich, Kings Lynn and Ely to Cambridge, Stansted Airport and London

Saturdays

Operator	LE	LE	EM	LE	XC	GN	EM	LE	GN	LE	EM	LE	GN	EM	LE	GN	LE	LE	
Train ID	1K67	2L73	1R68	2H25	1L00	1T23	1L06	2H27	1T25	2K71	1R70	2H29	1T27	1L07	2H31	1T29	1K73	2L75	
Days of operation/Notes			A		E	I	F		I		A		I	F		I			
1st Class/Reservations/Bus			◇		I◇	I	◇		I		◇		I	◇		I			
Peterborough (PBO)	8	d			1015		1040							1141				1150	
Whittlesea (WLE)		d																1158	
March (MCH)		d			1031													1210	
Manea (MNE)		d			1017													1217	
Norwich (NRW)		d	0927		0954					1027	1055							1127	
Wymondham (WMD)		d	0939							1039								1139	
Spooner Row (SPN)		d																	
Attleborough (ATL)		d	0946							1046								1146	
Eccles Road (ECS)		d																	
Harling Road (HRD)		d																	
Thetford (TTF)		d	1000		1022					1100	1123							1200	
Brandon (BND)		d	1008							1108								1208	
Lakenheath (LAK)		d								1113									
Shippea Hill (SPP)		d																	
Kings Lynn (KLN)		d				1012			1045								1144		
Watlington (WTG)		d				1020			1052								1151		
Downham Market (DOW)		d				1028			1059								1158		
Littleport (LTP)		d				1039			1108								1208		
Ely (ELY)	4	a	1026	1031	1045	1048	1052	1113	1116	1127	1145			1213			1216	1225	1230
Ely (ELY)	4	d	1027	1031		1049	1053		1117	1127			1153				1217	1227	1232
Waterbeach (WBC)		d				1102			1126				1203				1226		
Cambridge North (CMB)		d	1039		1053		1108	1113	1132	1139		1153	1208		1213	1232	1239		
Cambridge (CBG)		a	1044		1059	1104	1112	1119	1137	1145		1159	1212		1219	1237	1244		
Cambridge (CBG)		d	1048		1103	1111	1114	1120	1144	1148		1203	1214		1220	1244	1248		
Whittlesford Parkway (WLF)		a	1055		1111			1130		1155		1211			1230		1255		
Audley End (AUD)		a	1105		1119			1140		1205		1219			1240		1305		
Stansted Airport (SSD)	←	a	1124			1141				1224							1324		
Ipswich (IPS)		a		1127														1327	
London Kings Cross (KGX)	↻	15	a				1205			1233			1303			1333			
London Liverpool Street (LST)	↻	15	a			1215			1245			1315			1345				

Operator	EM	LE	XC	GN	LE	GN	EM	LE	EM	LE	XC	GN	EM	LE	GN	LE	LE	EM	
Train ID	1R72	2H33	1L36	1T31	2H35	1T33	1L08	1K77	1R74	2H37	1L38	1T35	1L09	2H39	1T37	1K79	2L77	1R76	
Days of operation/Notes	A		C	I		I	B		A		C	I	F		I			A	
1st Class/Reservations/Bus	◇		I◇	I		I	◇		◇		I◇	I	◇		I			◇	
Catering facilities			⌘								⌘								
Peterborough (PBO)	8	d			1216		1244				1316		1339					1350	
Whittlesea (WLE)		d																1358	
March (MCH)		d			1232						1332							1410	
Manea (MNE)		d																1417	
Norwich (NRW)		d	1155					1229	1255								1327	1353	
Wymondham (WMD)		d						1242									1339		
Spooner Row (SPN)		d																	
Attleborough (ATL)		d						1249									1346		
Eccles Road (ECS)		d																	
Harling Road (HRD)		d																	
Thetford (TTF)		d	1223					1304	1323								1400	1422	
Brandon (BND)		d						1312									1408		
Lakenheath (LAK)		d																	
Shippea Hill (SPP)		d																	
Kings Lynn (KLN)		d				1244											1344		
Watlington (WTG)		d				1251											1351		
Downham Market (DOW)		d				1258											1358		
Littleport (LTP)		d				1308											1408		
Ely (ELY)	4	a	1245		1250		1316	1319	1331	1345		1349		1412		1416	1425	1430	1445
Ely (ELY)	4	d			1250	1254	1317		1331			1350	1353		1417	1427	1431		
Waterbeach (WBC)		d				1304	1326					1403			1427				
Cambridge North (CMB)		d		1253		1309	1313	1332	1344		1353	1408		1413	1432	1439			
Cambridge (CBG)		a		1259	1305	1313	1319	1337	1349		1359	1406	1412	1419	1437	1444			
Cambridge (CBG)		d		1303	1311	1314	1320	1344	1350		1403		1414	1420	1444	1448			
Whittlesford Parkway (WLF)		a		1311			1330		1357		1411			1430		1455			
Audley End (AUD)		a		1319			1340		1406		1419			1440		1505			
Stansted Airport (SSD)	←	a			1341				1424							1524			
Ipswich (IPS)		a															1527		
London Kings Cross (KGX)	↻	15	a			1403		1433				1503			1533				
London Liverpool Street (LST)	↻	15	a		1415		1445			1515			1545						

NOTES (see introductory pages for explanation of train operator codes and standard symbols)

- a Arrival time
- d Departure time
- A To Liverpool Lime St, see table 054
- B From Nottingham, see table 054
- C From Birmingham New St, see table 054
- E From Gloucester, see table 054
- F From Liverpool Lime St, see table 054

Peterborough, Norwich, Kings Lynn and Ely to Cambridge, Stansted Airport and London

Saturdays

Operator Train ID Days of operation/Notes 1st Class/Reservations/Bus Catering facilities		LE 2H41	XC 1L40 C 11◇ ♣	GN 1T39	EM 1L10 F ◇	LE 2H43	GN 1T41	LE 1K81	EM 1R78 A ◇	LE 2H45	XC 1L42 C 11◇ ♣	GN 1T43	LE 2H47	GN 1T45	EM 1L11 F ◇	LE 2K83	LE 2L79	EM 1R80 A ◇	LE 2H49	
Peterborough (PBO)	8 d		1416		1441						1516				1546				1551	
Whittlesea (WLE)	d																		1559	
March (MCH)	d		1432								1532								1611	
Manea (MNE)	d																		1618	
Norwich (NRW)	d							1427	1455										1521	1552
Wymondham (WMD)	d							1439											1533	
Spooner Row (SPN)	d																			
Attleborough (ATL)	d							1446											1540	1608
Eccles Road (ECS)	d																		1545	
Harling Road (HRD)	d																		1549	
Thetford (TTF)	d																		1558	1622
Brandon (BND)	d							1500	1523										1606	
Lakenheath (LAK)	d							1508												
Shippea Hill (SPP)	d																		1615	
Kings Lynn (KLN)	d							1444							1544					
Wattlington (WTG)	d							1451							1551					
Downham Market (DOW)	d							1458							1558					
Littleport (LTP)	d							1508							1608					
Ely (ELY)	4 a		1449		1514			1517	1528	1545		1549			1616	1619	1626	1631	1645	
Ely (ELY)	4 d		1450	1453				1518	1528			1550	1553		1617		1627	1631		
Waterbeach (WBC)	d			1503				1528				1550	1603		1626					
Cambridge North (CMB)	d	1453		1508		1513	1533	1540		1553		1608	1613	1632		1639				1653
Cambridge (CBG)	a	1459	1505	1512		1519	1538	1546		1559	1606	1612	1619	1637		1644				1659
Cambridge (CBG)	d	1503	1511	1514		1520	1544	1548		1603		1614	1620	1644		1648				1703
Whittlesford Parkway (WLF)	a	1511				1530		1555		1611			1630			1655				1711
Audley End (AUD)	a	1519				1540		1605		1619			1640			1705				1719
Stansted Airport (SSD)	← a		1541					1624								1724				
Ipswich (IPS)	a																		1727	
London Kings Cross (KGX)	← 15 a			1603				1633				1703		1733						
London Liverpool Street (LST)	← 15 a	1615				1645					1715		1745							1815

Operator Train ID Days of operation/Notes 1st Class/Reservations/Bus Catering facilities		XC 1L44 C 11◇ ♣	GN 1T47	LE 2H51	GN 1T49	LE 1K85	LE 2H53	EM 1M82 K ◇	GN 1T51	XC 1L46 C 11◇ ♣	LE 2H55	GN 1T53	EM 1L13 F ◇	LE 2K89	LE 2L81	EM 1R84 G ◇	LE 2H57	XC 1L48 C 11◇ ♣	GN 1T55	
Peterborough (PBO)	8 d	1616								1716			1745		1751				1816	
Whittlesea (WLE)	d									1724					1759					
March (MCH)	d	1632								1735					1811				1832	
Manea (MNE)	d									1743					1818					
Norwich (NRW)	d					1627		1654						1721		1750				
Wymondham (WMD)	d					1639		1706						1733		1802				
Spooner Row (SPN)	d													1737						
Attleborough (ATL)	d					1646								1742		1809				
Eccles Road (ECS)	d													1747						
Harling Road (HRD)	d													1751						
Thetford (TTF)	d							1724						1800		1823				
Brandon (BND)	d					1700								1808						
Lakenheath (LAK)	d					1708														
Shippea Hill (SPP)	d																			
Kings Lynn (KLN)	d					1644							1744							
Wattlington (WTG)	d					1651							1751							
Downham Market (DOW)	d					1658							1758							
Littleport (LTP)	d					1708							1808							
Ely (ELY)	4 a	1649				1717	1726	1747		1756		1816	1819	1826	1831	1846			1849	
Ely (ELY)	4 d	1650	1653		1718	1727			1753	1800		1817		1827	1831				1850	1853
Waterbeach (WBC)	d		1703		1727				1803			1826							1850	1903
Cambridge North (CMB)	d		1708	1713	1732	1739	1753		1808		1813	1832		1839			1853		1908	
Cambridge (CBG)	a	1705	1712	1719	1737	1744	1759		1812	1816	1819	1837		1844			1859	1905	1912	
Cambridge (CBG)	d	1711	1714	1720	1744	1748	1803		1814		1820	1844		1848			1903	1911	1914	
Whittlesford Parkway (WLF)	a			1730		1755	1811				1830			1855			1911			
Audley End (AUD)	a			1740		1805	1819				1840			1905			1919			
Stansted Airport (SSD)	← a	1741				1824								1924					1941	
Ipswich (IPS)	a														1927					
London Kings Cross (KGX)	← 15 a		1803		1833				1903			1936								2003
London Liverpool Street (LST)	← 15 a			1845			1915				1945									2015

NOTES (see introductory pages for explanation of train operator codes and standard symbols)

- a Arrival time
- d Departure time
- A To Liverpool Lime St, see table 054
- C From Birmingham New St, see table 054
- F From Liverpool Lime St, see table 054
- G To Sheffield, see table 054
- K To Manchester Piccadilly, see table 054

## Peterborough, Norwich, Kings Lynn and Ely to Cambridge, Stansted Airport and London

## Saturdays

Operator Train ID Days of operation/Notes 1st Class/Reservations/Bus	LE 2H59	GN 1T57	EM 1L14 F ◇	LE 1K91	LE 2H61	XC 1L50 C ◇	GN 1T59	EM 1L15 F ◇	LE 2H63	GN 1T61	LE 1K93	LE 2L83 H	LE 2H65	XC 1L52 C ◇	GN 1T63	EM 1R88 J ◇	LE 2H67	GN 1T65
Peterborough (PBO)	8	d		1845		1916		1941				1952		2016				
Whittlesea (WLE)	d											2000						
March (MCH)	d		1901			1932						2012		2032				
Manea (MNE)	d											2019						
Norwich (NRW)	d			1827							1927					2013		
Wymondham (WMD)	d			1839							1939							
Spooner Row (SPN)	d																	
Attleborough (ATL)	d			1846							1946							
Eccles Road (ECS)	d																	
Harling Road (HRD)	d																	
Thetford (TTF)	d			1900							2000					2041		
Brandon (BND)	d			1908							2008							
Lakenheath (LAK)	d																	
Shippea Hill (SPP)	d																	
Kings Lynn (KLN)	d		1844								1940							2040
Wattlington (WTG)	d		1851								1947							2047
Downham Market (DOW)	d		1858								1958c							2058c
Littleport (LTP)	d		1908								2008							2108
Ely (ELY)	4	a	1916	1919	1926		1949		2014		2017	2026	2032		2049		2103	2116
Ely (ELY)	4	d	1917		1927		1950	1953			2018	2027	2033		2050	2053		2117
Waterbeach (WBC)	d		1926					2003			2027				2103			2127
Cambridge North (CMB)	d	1913	1932		1939	1953		2008		2013	2032	2039		2053		2108		2132
Cambridge (CBG)	a	1919	1937		1944	1959	2005	2012		2019	2037	2044		2100	2105	2112		2137
Cambridge (CBG)	d	1920	1944		1948	2003		2014		2020	2044	2048		2103	2111	2114		2144
Whittlesford Parkway (WLF)	a	1930			1955	2011				2030		2055		2111				2130
Audley End (AUD)	a	1940			2005	2019				2040		2105		2119				2140
Stansted Airport (SSD)	←	a			2024							2124		2141				
Ipswich (IPS)	a											2127						
London Kings Cross (KGX)	↻	15	a	2033				2103			2133					2203		2233
London Liverpool Street (LST)	↻	15	a	2045			2115			2145				2215			2245	

Operator Train ID Days of operation/Notes 1st Class/Reservations/Bus	LE 2H69	XC 1L54 C ◇	GN 1T67	LE 2H71	LE 1K95	EM 1L17 F ◇	GN 1T69	LE 2L85 H	LE 2H73	XC 1L56 C ◇	GN 1T71	GN 2T73	LE 1K97
Peterborough (PBO)	8	d	2116			2140		2147		2216			
Whittlesea (WLE)	d							2155					
March (MCH)	d		2132					2207		2232			
Manea (MNE)	d							2214					
Norwich (NRW)	d				2110								2240
Wymondham (WMD)	d				2122								2252
Spooner Row (SPN)	d												
Attleborough (ATL)	d				2129								2259
Eccles Road (ECS)	d												
Harling Road (HRD)	d												
Thetford (TTF)	d				2143								2313
Brandon (BND)	d				2151								2321
Lakenheath (LAK)	d												
Shippea Hill (SPP)	d												
Kings Lynn (KLN)	d					2140							2258
Wattlington (WTG)	d					2147							2305
Downham Market (DOW)	d					2158c							2312
Littleport (LTP)	d					2208							2321
Ely (ELY)	4	a	2149		2207	2213	2216	2227		2249			2329
Ely (ELY)	4	d	2150	2153	2208		2217	2227		2250	2253		2329
Waterbeach (WBC)	d			2203			2227				2303		2339
Cambridge North (CMB)	d	2153		2208	2213	2220	2232		2243		2308		2344
Cambridge (CBG)	a	2159	2205	2212	2219	2225	2237		2249	2305	2312		2348
Cambridge (CBG)	d	2203	2211	2214	2220		2244		2251		2314		
Whittlesford Parkway (WLF)	a	2211			2230				2301				
Audley End (AUD)	a	2219			2240				2311				
Stansted Airport (SSD)	←	a	2241										
Ipswich (IPS)	a							2321					
London Kings Cross (KGX)	↻	15	a	2303			2333				0004		
London Liverpool Street (LST)	↻	15	a	2315				0017					

NOTES (see introductory pages for explanation of train operator codes and standard symbols)

- a Arrival time
- d Departure time
- c Arrives 4 minutes earlier
- C From Birmingham New St, see table 054
- F From Liverpool Lime St, see table 054
- H To Colchester, see table 006
- J To Nottingham, see table 054

## Peterborough, Norwich, Kings Lynn and Ely to Cambridge, Stansted Airport and London

## Sundays

Operator Train ID Days of operation/Notes 1st Class/Reservations/Bus	GN 1T15	LE 2H21	GN 1T19	LE 2K69	EM 1R56 A ◇	EM 1L06 B ◇	LE 2H23	LE 2H25	GN 1T23	LE 1K71	EM 1R58 A ◇	LE 2H27	LE 2H29	GN 1T27	LE 2K73	LE 2L75	LE 2H31	LE 2H33	
Peterborough (PBO)	8	d				1019													
Whittlesea (WLE)		d																	1144
March (MCH)		d				1035													1152
Manea (MNE)		d																	1204
Norwich (NRW)		d			0903	0955					1003	1056							1103
Wymondham (WMD)		d			0915						1015								1115
Spooner Row (SPN)		d																	
Attleborough (ATL)		d			0922						1022								1122
Eccles Road (ECS)		d																	
Harling Road (HRD)		d																	
Thetford (TTF)		d			0936	1023					1036	1124							1136
Brandon (BND)		d			0944						1044								1144
Lakenheath (LAK)		d			0949														1149
Shippea Hill (SPP)		d																	
Kings Lynn (KLN)		d	0825		0925						1025								1125
Watlington (WTG)		d	0832		0932						1032								1132
Downham Market (DOW)		d	0839		0939						1039								1139
Littleport (LTP)		d	0848		0948						1048								1148
Ely (ELY)	4	a	0856		0956	1003	1045	1053			1056	1101	1146						1156
Ely (ELY)	4	d	0857		0957	1003					1057	1103							1157
Waterbeach (WBC)		d	0906		1006						1106								1206
Cambridge North (CMB)		d	0911	0942	1011	1016			1023	1042	1111		1123	1142	1211				1216
Cambridge (CBG)		a	0916	0947	1016	1021			1028	1047	1116		1128	1147	1216				1221
Cambridge (CBG)		d	0922	0950	1022	1025			1031	1050	1122		1131	1150	1222				1225
Whittlesford Parkway (WLF)		a		1000		1033			1039	1100			1139	1200					1233
Audley End (AUD)		a		1009		1042			1047	1109			1147	1209					1242
Stansted Airport (SSD)	←	a				1103													1303
Ipswich (IPS)		a																	
London Kings Cross (KGX)	⊕ 15	a	1011		1111						1211								1311
London Liverpool Street (LST)	⊕ 15	a		1114					1143	1214			1243	1314					

Operator Train ID Days of operation/Notes 1st Class/Reservations/Bus Catering facilities	GN 1T31	LE 1K77	EM 1L07 C ◇	LE 2H35	LE 2H37	XC 1L38 D ◇ ⚡	GN 1T35	LE 1K79	EM 1L08 C ◇	LE 2L77	EM 1R64 A ◇	LE 2H39	LE 2H41	XC 1L40 D ◇ ⚡	GN 1T39	LE 1K81	EM 1L09 C ◇	EM 1R68 A ◇	
Peterborough (PBO)	8	d			1252					1343	1350				1419				1452
Whittlesea (WLE)		d									1358								
March (MCH)		d									1410				1435				
Manea (MNE)		d									1418								
Norwich (NRW)		d		1203							1347								1403
Wymondham (WMD)		d		1215							1315								1415
Spooner Row (SPN)		d																	
Attleborough (ATL)		d		1222							1322								1422
Eccles Road (ECS)		d																	
Harling Road (HRD)		d																	
Thetford (TTF)		d		1236							1415								1436
Brandon (BND)		d		1244							1344								1444
Lakenheath (LAK)		d																	
Shippea Hill (SPP)		d																	
Kings Lynn (KLN)		d	1225						1325										1425
Watlington (WTG)		d	1232						1332										1432
Downham Market (DOW)		d	1239						1339										1439
Littleport (LTP)		d	1248						1348										1448
Ely (ELY)	4	a	1256	1300	1325				1352	1356	1400	1416	1431	1438					1452
Ely (ELY)	4	d	1257	1303					1353	1357	1403				1432				1453
Waterbeach (WBC)		d	1306						1406										1506
Cambridge North (CMB)		d	1311	1315		1323	1342		1411	1415			1423	1442					1511
Cambridge (CBG)		a	1316	1320		1328	1347	1408	1416	1420			1428	1447	1508	1516			1520
Cambridge (CBG)		d	1322	1325		1331	1350	1415	1422	1425			1431	1450	1515	1522			1525
Whittlesford Parkway (WLF)		a		1333		1339	1400		1433				1439	1500					1533
Audley End (AUD)		a		1342		1347	1409		1442				1447	1509					1542
Stansted Airport (SSD)	←	a		1403					1445		1503				1545				1603
Ipswich (IPS)		a									1527								
London Kings Cross (KGX)	⊕ 15	a	1411						1511										1611
London Liverpool Street (LST)	⊕ 15	a			1443	1514							1543	1614					

NOTES (see introductory pages for explanation of train operator codes and standard symbols)

- a Arrival time
- d Departure time
- A To Liverpool Lime St, see table 054
- B From Nottingham, see table 054
- C From Sheffield, see table 054
- D From Birmingham New St, see table 054

Peterborough, Norwich, Kings Lynn and Ely to Cambridge, Stansted Airport and London

Sundays

Operator Train ID Days of operation/Notes 1st Class/Reservations/Bus Catering facilities	LE 2H43	LE 2H45	XC 1L42 D I◇ I	GN 1T43	LE 2K83	LE 2L79	EM 1L10 E ◇	LE 2H47	LE 2H49	XC 1L44 D I◇	GN 1T47	EM 1M80 G ◇	LE 1K85	EM 1L11 F ◇	EM 1M82 G ◇	LE 2H51	LE 2H53	XC 1L46 D I◇
Peterborough (PBO)	8 d		1519			1544	1557			1619				1652				1719
Whittlesea (WLE)	d					1552												
March (MCH)	d		1535			1604				1635								1735
Manea (MNE)	d					1612												
Norwich (NRW)	d				1503							1553	1603		1654			
Wymondham (WMD)	d				1515								1615					
Spooner Row (SPN)	d																	
Attleborough (ATL)	d				1522								1622					
Eccles Road (ECS)	d																	
Harling Road (HRD)	d																	
Thetford (TTF)	d					1536						1621	1636		1722			
Brandon (BND)	d					1544							1644					
Lakenheath (LAK)	d					1549												
Shippea Hill (SPP)	d																	
Kings Lynn (KLN)	d			1525								1625						
Watlington (WTG)	d			1532								1632						
Downham Market (DOW)	d			1539								1639						
Littleport (LTP)	d			1548								1648						
Ely (ELY)	4 a		1552	1556	1603	1625	1632			1652	1656		1700	1725	1744			1752
Ely (ELY)	4 a		1553	1557	1603	1628				1653	1657		1703					1753
Waterbeach (WBC)	d			1606								1706						
Cambridge North (CMB)	d	1523	1542		1611	1616		1623	1642		1711		1715			1723	1742	
Cambridge (CBG)	a	1528	1547	1608	1616	1621		1629	1647	1708	1716		1720			1728	1748	1808
Cambridge (CBG)	d	1531	1550	1615	1622	1625		1631	1650	1715	1722		1725			1731	1750	1815
Whittlesford Parkway (WLF)	a	1539	1600			1633		1639	1700				1733			1739	1800	
Audley End (AUD)	a	1547	1609			1642		1647	1709				1742			1747	1809	
Stansted Airport (SSD)	← a			1645		1703				1745			1803					1845
Ipswich (IPS)	a						1724											
London Kings Cross (KGX)	← 15 a				1711						1811							
London Liverpool Street (LST)	← 15 a	1643	1714						1743	1814						1843	1914	

Operator Train ID Days of operation/Notes 1st Class/Reservations/Bus	GN 1T51	LE 1K89	LE 2H55	LE 2L81 H	GN 1T53	LE 2L81 H	EM 1L12 F ◇	EM 1R74 J ◇	LE 2H57	XC 1L48 D I◇	GN 1T55	LE 1K91	EM 1L13 F ◇	EM 1R76 J ◇	LE 2H59	LE 2H61	XC 1L50 D I◇	GN 1T59
Peterborough (PBO)	8 d			1741			1756			1819			1850				1919	
Whittlesea (WLE)	d			1749														
March (MCH)	d			1801			1812			1835							1935	
Manea (MNE)	d			1809														
Norwich (NRW)	d		1703					1754				1803		1855				
Wymondham (WMD)	d		1715									1815						
Spooner Row (SPN)	d																	
Attleborough (ATL)	d		1722									1822						
Eccles Road (ECS)	d																	
Harling Road (HRD)	d																	
Thetford (TTF)	d		1736					1822				1836		1923				
Brandon (BND)	d		1744									1844						
Lakenheath (LAK)	d																	
Shippea Hill (SPP)	d																	
Kings Lynn (KLN)	d	1725			1754							1825						1925
Watlington (WTG)	d	1732			1801							1832						1932
Downham Market (DOW)	d	1739			1808							1839						1939
Littleport (LTP)	d	1748			1817							1848						1948
Ely (ELY)	4 a	1756	1800		1822	1825	←	1832	1844		1852	1856	1900	1923	1945			1952
Ely (ELY)	4 d	1757	1803		1829	1825	→				1853	1857	1903					1953
Waterbeach (WBC)	d	1806			→							1906						2006
Cambridge North (CMB)	d	1811	1815	1823		1838			1842		1911	1915			1923	1942		2011
Cambridge (CBG)	a	1816	1820	1828		1843			1847	1908	1916	1920			1928	1948	2008	2016
Cambridge (CBG)	d	1822	1825	1831		1844			1850	1915	1922	1925			1931	1950	2015	2022
Whittlesford Parkway (WLF)	a		1833	1839					1900			1933			1939	2000		
Audley End (AUD)	a		1842	1847					1909			1942			1947	2009		
Stansted Airport (SSD)	← a		1903							1945		2003						2045
Ipswich (IPS)	a					1924												
London Kings Cross (KGX)	← 15 a	1912			1936						2011							2111
London Liverpool Street (LST)	← 15 a			1943					2014						2043	2114		

NOTES (see introductory pages for explanation of train operator codes and standard symbols)

- a Arrival time
- d Departure time
- D From Birmingham New St, see table 054
- E From Manchester Piccadilly, see table 054
- F From Liverpool Lime St, see table 054
- G To Manchester Piccadilly, see table 054
- H To Colchester, see table 006
- J To Nottingham, see table 054

Peterborough, Norwich, Kings Lynn and Ely to Cambridge, Stansted Airport and London

Sundays

Operator Train ID Days of operation/Notes 1st Class/Reservations/Bus	LE 1K93	LE 2L83 H	EM 1L14 F ◇	LE 2H63	LE 2H65	XC 1L52 D ◇	GN 1T63 I	LE 1K95	EM 1R78 J ◇	LE 2H67	LE 2H69 K	XC 1L54 D ◇	GN 1T67 I	EM 1L16 F ◇	LE 2H73 L	XC 1L56 D ◇	GN 2T69 I	LE 1K97
Peterborough (PBO)	d	1945	1957			2019						2119		2143		2217		
Whittlesea (WLE)	d	1953																
March (MCH)	d	2005				2035						2135				2233		
Manea (MNE)	d	2012																
Norwich (NRW)	d	1903						2003	2052									2208
Wymondham (WMD)	d	1915						2015										2220
Spooner Row (SPN)	d																	
Attleborough (ATL)	d	1922						2022										2227
Eccles Road (ECS)	d																	
Harling Road (HRD)	d																	
Thetford (TTF)	d	1936						2036	2120									2241
Brandon (BND)	d	1944						2044										2249
Lakenheath (LAK)	d																	
Shippea Hill (SPP)	d																	
Kings Lynn (KLN)	d						2025						2125					2225
Watlington (WTG)	d						2032						2132					2232
Downham Market (DOW)	d						2039						2139					2239
Littleport (LTP)	d						2048						2148					2248
Ely (ELY)	a	2000	2025	2032		2052	2056	2100	2143			2152	2156	2216		2250	2256	2305
Ely (ELY)	d	2003	2027			2053	2057	2103				2153	2157			2251	2257	2306
Waterbeach (WBC)	d						2106						2206					2306
Cambridge North (CMB)	d	2015			2023	2042	2111	2115		2123	2142		2211		2242		2311	2318
Cambridge (CBG)	a	2020			2028	2047	2108	2116	2120	2128	2148	2208	2216		2248	2306	2316	2324
Cambridge (CBG)	d	2025			2031	2050	2115	2122	2125	2131	2150	2215	2222		2250		2320	
Whittlesford Parkway (WLF)	a	2033			2039	2100			2133	2139	2200				2300			
Audley End (AUD)	a	2042			2047	2109			2142	2147	2209				2309			
Stansted Airport (SSD)	a	2102				2145		2203				2245						
Ipswich (IPS)	a		2123															
London Kings Cross (KGX)	a						2211						2312				0050	
London Liverpool Street (LST)	a				2143	2214				2243								

NOTES (see introductory pages for explanation of train operator codes and standard symbols)

- a Arrival time
- d Departure time
- D From Birmingham New St, see table 054
- F From Liverpool Lime St, see table 054
- H To Colchester, see table 006
- J To Nottingham, see table 054
- K To Stratford, see table 014
- L To Bishops Stortford, see table 014