



















Table T123-F

Mondays to Fridays

17 May to 10 December

Brighton, Portsmouth and Weymouth - Bristol, Cardiff, Gloucester and Great Malvern

	GW	GW	GW	SW	GW	GW	GW	GW	GW	SW	GW	SW	GW	GW	GW	GW	SW	GW	GW	SW	GW	
																						
	A			B					C	D		E	F				A	F			G	
Brighton 10	d												08 59									
Hove 2	d												09 04									
Shoreham-by-Sea	d												09 13									
Worthing 2	d												09 22									
Barnham	d												09 37									
Chichester 2	d												09 45									
Havant 20	d												09 56									
Portsmouth Harbour	d				08 23					09 23					10 23					11 23		12 23
Portsmouth & Southsea	d				08 27					09 27					10 27					11 27		12 27
Fratton 2	d				08 31					09 31					10 31					11 31		12 31
Cosham	d				08 39					09 39			10 05		10 39					11 39		12 39
Fareham	a				08 46					09 46			10 12		10 46					11 46		12 46
	d				08 47					09 47			10 13		10 47					11 47		12 47
Southampton Central	d		08 23		09 11					10 11			10 42		11 10					12 11		12 27
Romsey	d		08 34		09 22					10 22			10 53		11 22					12 22		12 38
Salisbury	a		08 53		09 40					10 40			11 11		11 40					12 40		12 56
	d		09 01		09 24	09 42				10 42			11 12	11 24	11 42				12 22	12 42		13 07
Warminster	d		09 22		09 44	10 01	10 12			11 01			11 32	11 44	12 01				12 43	13 01		13 26
Dilton Marsh	d		09x26				10x16															13x30
Weymouth	d							08 50														
Upwey	d							08 55														
Dorchester West	d							09 03														
Maiden Newton	d							09 15														
Chetnole	d							09x23														11x48
Yetminster	d							09x26														11x51
Thornford	d							09x28														11x53
Yeovil Pen Mill	d							09 40			10 45											12 02
Castle Cary	a							09 53			10 58											12 15
	d		08 47					10 05	10 25		11 04									12 16	12 21	13 39
Bruton	d							10 10			11 09											13 38
Frome	d							10 22			11 21											13 44
Westbury	a		09 01					10 22			11 21											13 56
	d		09 11	09 31		09 52	10 09	10 20	10 31	10 44	11 09	11 30	11 40	11 52	12 09	12 42	12 47	12 51	13 09	13 35	14 05	14 09
	a		09 13	09 40	09 45	10 11	10 37	10 45	11 12	11 12	11 30	11 41	11 52	12 09	12 13	12 17	12 46	12 48	13 12	13 41	14 11	14 11
London Paddington 11.5	a		10 29						12 06									14 07				
Trowbridge	d			09 46	09 51		10 17	10 43	11 18		11 47		12 19	12 23	12 52				13 18		13 47	14 17
Bradford-on-Avon	d			09 52			10 23	10 49	11 24		11 53		12 25		12 58				13 24		13 53	14 23
Avoncliff	d			09 56				10 52			11 56				13 01							13 56
Freshford	d			09 59				10 55			11 59				13 04							13 59
Bath Spa 7	a			10 09			10 35	11 05	11 36		12 09		12 37		13 14				13 36		14 09	14 35
Melksham	d				10 02										12 33							
Chippenham	a				10 11										12 42							
Swindon	a				10 34										13 02							
Oldfield Park	a		10 13					11 09			12 13				13 18						14 13	
Keynsham	a		10 20					11 16			12 20				13 25						14 20	
Bristol Temple Meads 10	a		10 29			10 49		11 27	11 50		12 30		12 51		13 35				13 50		14 29	14 50
Filton Abbey Wood	a		10 46			11 04		11 43	12 04		12 46		13 04		13 45				14 03		14 50	15 04
Bristol Parkway	d		10 51					11 50			12 50				13 51							
Yate	d		11 00					11 58			12 59				13 59							
Cam & Dursley	d		11 12					12 10			13 12				14 11							
Gloucester	d		11 38					12a26			13 36				14a27							
Cheltenham Spa	d		11 48								13 47											
Ashchurch for Tewkesbury	d		11 56								13 55											
Worcester Shrub Hill	d		12 14								14 15											
Worcester Foregate Street	d		12 17								14 18											
Malvern Link	d		12 26								14 27											
Great Malvern	a		12 28								14 31											
Severn Tunnel Jn.	a																					
Newport (South Wales) 2	a					11 31				12 31					13 32					14 33		15 33
Cardiff Central 2	a					11 46				12 47					13 46					14 47		15 47

A From Paignton D To London Waterloo F From Basingstoke to Yeovil Junction
 B From London Waterloo to Yeovil Pen Mill E from Salisbury to Bristol Temple Meads G From Yeovil Junction to London Waterloo
 C From Plymouth

For connections from Bristol Parkway and Cardiff Central to Swansea refer to Table T128

For connections from Castle Cary, Westbury and Bristol Temple Meads to Exeter and Plymouth refer to Table T135

For connections from Salisbury to Yeovil Junction and Exeter refer to Table T160

For connections from Bournemouth to Southampton Central, Weymouth and Upwey refer to Table T158

For additional bus connections between Yeovil Junction and Yeovil Pen Mill refer to Table T123A

Table T123-F

Mondays to Fridays

17 May to 10 December

Brighton, Portsmouth and Weymouth - Bristol, Cardiff, Gloucester and Great Malvern

	GW	SW	GW	GW	GW	GW	GW	GW	SW	GW	GW	GW	GW	GW	GW	GW	GW	GW	GW	SW	GW	GW	GW
	◇	■		■	■		■		◇	■	■	■		■	■	■		■	■	◇	■		■
	A			B					C	D										A	F		
Brighton 10	d																						
Hove 2	d																						
Shoreham-by-Sea	d																						
Worthing 2	d																						
Barnham	d																						
Chichester 2	d																						
Havant 20	d																						
Portsmouth Harbour	d																						
Portsmouth & Southsea	d																						
Fratton 2	d																						
Cosham	d																						
Fareham	a																						
Southampton Central 2	d																						
Romsey	d																						
Salisbury 2	a																						
Warminster	d																						
Dilton Marsh	d																						
Weymouth	d																						
Upwey	d																						
Dorchester West	d																						
Maiden Newton	d																						
Chetnole	d																						
Yetminster	d																						
Thornford	d																						
Yeovil Pen Mill	d																						
Castle Cary	a																						
Bruton	d																						
Frome	d																						
Westbury 2	a																						
London Paddington 15	a																						
Trowbridge	d																						
Bradford-on-Avon	d																						
Avoncliff	d																						
Freshford	d																						
Bath Spa 2	a																						
Melksham	d																						
Chippenham	a																						
Swindon	a																						
Oldfield Park	a																						
Keynsham	a																						
Bristol Temple Meads 10	a																						
Filton Abbey Wood	a																						
Bristol Parkway	d																						
Yate	d																						
Cam & Dursley	d																						
Gloucester	d																						
Cheltenham Spa	d																						
Ashchurch for Tewkesbury	d																						
Worcester Shrub Hill	d																						
Worcester Foregate Street	d																						
Malvern Link	d																						
Great Malvern	a																						
Severn Tunnel Jn	a																						
Newport (South Wales) 2	a																						
Cardiff Central 2	a																						

A From London Waterloo **C** From Yeovil Junction to London Waterloo **E** To Bristol Parkway
B From Exeter St Davids **D** From Paignton, The Torbay Express **F** From Warminster

For connections from Bristol Parkway and Cardiff Central to Swansea refer to Table T128

For connections from Castle Cary, Westbury and Bristol Temple Meads to Exeter and Plymouth refer to Table T135

For connections from Salisbury to Yeovil Junction and Exeter refer to Table T160

For connections from Bournemouth to Southampton Central, Weymouth and Upwey refer to Table T158

For additional bus connections between Yeovil Junction and Yeovil Pen Mill refer to Table T123A

Table T123-F

Saturdays

22 May to 11 December

Brighton, Portsmouth and Weymouth - Bristol, Cardiff, Gloucester and Great Malvern

	GW	GW	GW	GW	GW	GW	GW	GW	GW	GW	GW	GW	GW	GW	GW	GW	GW	GW	GW	GW	GW	GW		
				A					B		C	D						E	F	A		E		
Brighton 100	d																							
Hove 2	d																							
Shoreham-by-Sea	d																							
Worthing 2	d																							
Barnham	d																							
Chichester 2	d																							
Havant 200	d																							
Portsmouth Harbour	d	10 23			11 23			12 23						13 23			14 23					15 23		
Portsmouth & Southsea	d	10 27			11 27			12 27						13 27			14 27					15 27		
Fratton 2	d	10 31			11 31			12 31						13 31			14 31					15 31		
Cosham	d	10 39			11 39			12 39						13 39			14 39					15 39		
Fareham	a	10 46			11 46			12 46						13 46			14 46					15 46		
	d	10 47			11 47			12 47						13 47			14 47					15 47		
Southampton Central 2	d	11 10			12 10			13 10						14 10			15 10					16 10		
Romsey	d	11 21			12 21			13 21						14 21			15 21					16 21		
Salisbury 2	a	11 39			12 39			13 39						14 39			15 39					16 39		
	d	11 42			12 42			13 42	13 52					14 42			15 42					16 42		
Warminster	d	12 02			13 02			14 02	14 12					15 02			16 02			16 30		17 02	17 30	
Dilton Marsh	d				13x06									15x06					16x34			17x34		
Weymouth	d		11 10					13 10									14 53							
Upwey	d		11 15					13 15									14 58							
Dorchester West	d		11 23					13 23									15 06							
Maiden Newton	d		11 36					13 36									15 19							
Chetnole	d		11x44					13x44									15x27							
Yetminster	d		11x48					13x48									15x31							
Thornford	d		11x51					13x51									15x34							
Yeovil Pen Mill	d		12 00					14 00									15 43							
Castle Cary	a		12 13					14 13									15 56							
	d		12 14	12 28				14 14	14 27	14 27							16 08			16 28				
Bruton	d		12 19					14 19									16 13							
Frome	a		12 31					14 31									16 25							
Westbury 2	a	12 10	12 40	12 47	13 11			14 10	14 20	14 40	14 46	14 46	15 11	15 11			16 34	16 39	16 47	17 10	17 39			
	d	12 05	12 12	12 41	12 49	13 12		13 41	14 07	14 12	14 21	14 41	14 48	14 51	15 03	15 12	15 40	16 10	16 12	16 37	16 41	16 48	17 12	17 41
London Paddington 1.5	a			14 09								16 10	16 22							18 09				
Trowbridge	d	12 11	12 18	12 48		13 18		13 47	14 13	14 18	14 27	14 48		15 09	15 18		15 46	16 18	16 43	16 47	16 47	17 18	17 48	
Bradford-on-Avon	d		12 24	12 54		13 24		13 53	14 24	14 33	14 54			15 24			15 52	16 24	16 43	16 53	16 53	17 24	17 54	
Avoncliff	d			12 57				13 56			14 57						15 55			16 56	16 56		17 57	
Freshford	d			13 00				13 59			14 59						15 58			16 59	16 59		18 00	
Bath Spa 2	a	12 36	13 10		13 36			14 10	14 36	14 45	15 10			15 36			16 08	16 36	17 10	17 10		17 36	18 10	
Melksham	d	12 21						14 24					15 19				16 53							
Chippenham	a	12 30						14 34					15 30				17 02							
Swindon	a	12 55						14 55					15 49				17 25							
Oldfield Park	a		13 14				14 13		14 49	15 13						16 12			17 13	17 13			18 14	
Keynsham	a		13 21				14 20		14 56	15 20						16 19			17 20	17 20			18 21	
Bristol Temple Meads 1.0	a	12 53	13 29		13 50		14 29		14 50	15 05	15 29			15 50			16 28	16 50	17 29	17 29		17 50	18 29	
Filton Abbey Wood	a	13 06	13 46		14 04		14 46		15 06	15 46				16 04			16 46	17 06	17 46	17 46		18 04	18 46	
Bristol Parkway	d		13 51				14 51		15 51							16 51			17 51	17 51			18 51	
Yate	d		14 00				15 00		16 00							17 00			18 00	18 00			19 00	
Cam & Dursley	d		14 13				15 13		16 13							17 13			18 13	18 13			19 13	
Gloucester	d		14a29				15a29		16a29							17 37			18a30	18a30			19 38	
Cheltenham Spa	d															17 48							19 48	
Ashchurch for Tewkesbury	d															17 56							19 56	
Worcester Shrub Hill	d															18 15							20 17	
Worcester Foregate Street	d															18a18							20 20	
Malvern Link	d																						20 29	
Great Malvern	a																						20 31	
Severn Tunnel Jn	a																17 20						18 20	
Newport (South Wales) 2	a	13 30			14 30			15 31						16 31			17 32					18 32		
Cardiff Central 2	a	13 45			14 45			15 45						16 45			17 46					18 46		

A From Paignton D until 11 September. From Paignton F until 11 September. ◊ from Bristol Temple Meads
 B From London Waterloo E from 18 September
 C from 18 September. From Exeter St Davids

- For connections from Bristol Parkway and Cardiff Central to Swansea refer to Table T128
- For connections from Castle Cary, Westbury and Bristol Temple Meads to Exeter and Plymouth refer to Table T135
- For connections from Salisbury to Yeovil Junction and Exeter refer to Table T160
- For connections from Bournemouth to Southampton Central, Weymouth and Upwey refer to Table T158
- For additional bus connections between Yeovil Junction and Yeovil Pen Mill refer to Table T123A

Table T123-F

Saturdays

22 May to 11 December

Brighton, Portsmouth and Weymouth - Bristol, Cardiff, Gloucester and Great Malvern

	GW	GW	GW	GW	GW	GW	GW	GW	GW	SW		GW	GW	GW	GW	GW	GW	SW	GW	GW		GW	
	A				B		C			D		A						F					GW
Brighton 100	d																						
Hove 2	d																						
Shoreham-by-Sea	d																						
Worthing 2	d																						
Barnham	d																						
Chichester 2	d																						
Havant 200	d																						
Portsmouth Harbour	d		16 23						17 23				18 23					19 23				20 23	21 23
Portsmouth & Southsea	d		16 27						17 27				18 27					19 27				20 27	21 27
Fratton 2	d		16 31						17 31				18 31					19 31				20 31	21 31
Cosham	d		16 39						17 39				18 39					19 39					
Fareham	a		16 46						17 46				18 46					19 46				20 45	21 44
	d		16 47						17 47				18 47					19 47				20 47	21 45
Southampton Central 2	d		17 10						18 10				19 10					20 10				21 12	22 24
Romsey	d		17 21						18 21				19 21					20 21				21 23	22 36
Salisbury 2	a		17 39						18 39				19 39					20 39				21 41	22 54
	d		17 42						18 42		19 27		19 39					20 42		20 57		21 42	22 58
Warminster	d		18 02						19 02		19 46		20 02					21 02		21 17		22 03	23 18
Dilton Marsh	d								19x06													22x07	23x22
Weymouth	d	16 10							17 28													20 20	
Upwey	d	16 15							17 33													20 25	
Dorchester West	d	16 23							17 41													20 33	
Maiden Newton	d	16 36							17 54													20 46	
Chetnole	d	16x44							18x02													20x54	
Yetminster	d	16x48							18x06													20x58	
Thornford	d	16x51							18x09													21x01	
Yeovil Pen Mill	d	17 00							18 19													21 10	
Castle Cary	a	17 13							18 33													21 23	
	d	17 14							18 34	18 47						20 05						21 24	
Bruton	d	17 19							18 39													21 29	
Frome	d	17 31							18 51													21 41	
Westbury 2	a	17 40		18 11					19 01	19 07	19 11		19 54		20 11	20 24		20 52		21 10	21 25	21 50	22 12
	d	17 41		18 12	18 35	18 40	18 51		19 02	19 08	19 12	19 45		20 05	20 12	20 26	20 41		21 12	21 27	21 56	22 15	
London Paddington 115	a					20 09	20 26																
Trowbridge	d	17 48		18 18	18 41	18 46		19 08		19 19	19 51			20 11	20 18		20 47		21 18	21 34	22 02	22 21	
Bradford-on-Avon	d	17 54		18 24		18 52		19 14		19 25	19 57			20 24		20 53		21 24	21 41	22 08	22 27		
Avoncliff	d	17 57				18 55					20 00					20 56					22 11		
Freshford	d	18 00				18 58					20 03					20 59					22 14		
Bath Spa 2	a	18 10		18 36		19 09		19 27		19 37	20 13			20 36		21 10		21 36	21 58	22 26	22 39		
Melksham	d			18 51										20 21									
Chippenham	a			19 00										20 30									
Swindon	a			19 24										20 47									
Oldfield Park	a	18 14			19 12			19 31		20 17						21 14					22 30		
Keynsham	a	18 21			19 19			19 38		20 24						21 21					22 06	22 36	
Bristol Temple Meads 10	a	18 29		18 50		19 28		19 46		19 51	20 33			20 51		21 30		21 51	22 14	22 47			
Filton Abbey Wood	a	18 46		19 04		19 46				20 04				21 01							22 08		
Bristol Parkway	d	18 51				19 51								21a06									
Yate	d	19 00				20 00																	
Cam & Dursley	d	19 13				20 13																	
Gloucester	d	19 38				20 36																	
Cheltenham Spa	d	19 48				20a46																	
Ashchurch for Tewkesbury	d	19 56																					
Worcester Shrub Hill	d	20 17																					
Worcester Foregate Street	d	20 20																					
Malvern Link	d	20 29																					
Great Malvern	a	20 31																					
Severn Tunnel Jn.	a		19 20						20 20													22 24	
Newport (South Wales) 2	a		19 32						20 32													22 41	
Cardiff Central 2	a		19 47						20 46													23 01	

A until 11 September
 B until 11 September. From Penzance

C From Plymouth
 D From London Waterloo to Yeovil Junction

E From Penzance
 F From London Waterloo

- For connections from Bristol Parkway and Cardiff Central to Swansea refer to Table T128
- For connections from Castle Cary, Westbury and Bristol Temple Meads to Exeter and Plymouth refer to Table T135
- For connections from Salisbury to Yeovil Junction and Exeter refer to Table T160
- For connections from Bournemouth to Southampton Central, Weymouth and Upwey refer to Table T158
- For additional bus connections between Yeovil Junction and Yeovil Pen Mill refer to Table T123A

Table T123-F

Sundays

16 May to 5 December

Brighton, Portsmouth and Weymouth - Bristol, Cardiff, Gloucester and Great Malvern

	GW	GW	GW	GW	GW	GW	GW	GW		SW	GW	GW	GW	GW	GW	SW	GW	GW		GW	GW	GW	GW	
	A	B		B	B	A	C	D		E	B	A		F	G	H		I		J				
	Ⓜ	Ⓜ		Ⓜ	Ⓜ	Ⓜ	Ⓜ	Ⓜ		Ⓜ	Ⓜ	Ⓜ		Ⓜ	Ⓜ	Ⓜ		Ⓜ		Ⓜ	Ⓜ	Ⓜ	Ⓜ	
Brighton 10	d																							
Hove 2	d																							
Shoreham-by-Sea	d																							
Worthing 1	d																							
Barnham	d																							
Chichester 4	d																							
Havant 80	d																							
Portsmouth Harbour	d																							
Portsmouth & Southsea	d																							11 08 12 08
Fratton 8	d																							11 12 12 12
Cosham	d																							11 15 12 16
Fareham	a																							11 23 12 25
	d																							11 31 12 33
	d																							11 32 12 34
Southampton Central 8	d																							
Romsey	d																							11 57 12 56
Salisbury 8	a																							12 08 13 07
	d																							12 26 13 25
Warminster	d	07 55	08 07													10 55								12 27 13 25
Dilton Marsh	d	08 10	08 24													11 15								12 47 13 46
Weymouth	d					08 06																		11 03
Upwey	d																							11 08
Dorchester West	d					08 17																		11 16
Maiden Newton	d					08 30																		11 29
Chetnole	d					08x39																		11x38
Yetminster	d					08x43																		11x42
Thornford	d					08x46																		11x45
Yeovil Pen Mill	d					08 54				09 57														11 53
Castle Cary	a					09 07				10 10														12 05
	d					09 08				10 12											12 10			12 15
Bruton	d					09 13				10 17														12 20
Frome	d					09 25	09 27			10 29							11 30							12 32
Westbury 8	a	08 20	08 34			09 34	09 36	09 41	09 41	10 38						11 23	11 39	12 29						12 29 12 41 12 54 13 55
	d	08 23		08 44	08 48	09 46	09 46	09 49	09 49	09 53			10 44	10 44	11 00	11 12	11 12	11 24	11 40	12 32				12 33 12 46 13 00 13 58
London Paddington 115	a							11 09	11 11							12 24	12 27							13 58
Trowbridge	d	08 41		08 50	08 53	09 52	09 52			10 00			10 49	10 49	11 07			11 30	11 46					12 53 13 07 14 05
Bradford-on-Avon	d			08 56		09 58	09 58			10 06					11 13			11 36	11 52					13 13 14 11
Avoncliff	d			08 59		10 01	10 01												11 56					14 14
Freshford	d			09 02		10 04	10 04												11 59					14 16
Bath Spa 7	a			09 13		10 15	10 15			10 20					11 26			11 53	12 09					13 27 14 27
Melksham	d	08 56			09 04								11 00	11 00										13 01
Chippenham	a	09 16			09 13								11 09	11 09										13 10
Swindon	a	09 51			09 30								11 31	11 32										13 27
Oldfield Park	a					10 18	10 18								11 29			11 57	12 13					13 30 14 30
Keynsham	a					10 25	10 25								11 36			12 04	12 20					13 37 14 38
Bristol Temple Meads 10	a					10 36	10 36								11 45			12 12	12 29					13 45 14 47
Filton Abbey Wood	a					10 49	10 49								12 02									14 00 15 02
Bristol Parkway	d																							
Yate	d																							
Cam & Dursley	d																							
Gloucester	d																							
Cheltenham Spa	d																							
Ashchurch for Tewkesbury	d																							
Worcester Shrub Hill	d																							
Worcester Foregate Street	d																							
Malvern Link	d																							
Great Malvern	a																							
Severn Tunnel Jn	a																							
Newport (South Wales) 2	a					11 10	11 10								12 27									14 25 15 31
Cardiff Central 7	a					11 26	11 26								12 40									14 40 15 44

A from 31 October
 B until 24 October
 C from 31 October. From Exeter St Davids
 D until 24 October. From Exeter St Davids
 E From Yeovil Junction to London Waterloo
 F until 24 October. From Plymouth
 G from 31 October. From Plymouth
 H From London Waterloo
 I until 24 October. From Paignton
 J from 31 October. From Paignton

For connections from Bristol Parkway and Cardiff Central to Swansea refer to Table T128

For connections from Castle Cary, Westbury and Bristol Temple Meads to Exeter and Plymouth refer to Table T135

For connections from Salisbury to Yeovil Junction and Exeter refer to Table T160

For connections from Bournemouth to Southampton Central, Weymouth and Upwey refer to Table T158

For additional bus connections between Yeovil Junction and Yeovil Pen Mill refer to Table T123A

Table T123-F

Sundays

16 May to 5 December

Brighton, Portsmouth and Weymouth - Bristol, Cardiff, Gloucester and Great Malvern

	SW	GW	GW	GW	GW	GW	GW	GW	GW	GW	GW	GW	GW	GW	GW	GW	GW	GW	GW	GW	SW						
	◇ A													D	E						◇ A						
Brighton 10	d																										
Hove 2	d																										
Shoreham-by-Sea	d																										
Worthing 2	d																										
Barnham	d																										
Chichester 2	d																										
Havant 20	d																										
Portsmouth Harbour	d		13 08		14 08				15 08		16 08							17 08			18 08						
Portsmouth & Southsea	d		13 12		14 12				15 12		16 12							17 12			18 12						
Fratton 2	d		13 16		14 16				15 16		16 16							17 16			18 16						
Cosham	d		13 23		14 23				15 23		16 23							17 23			18 23						
Fareham	a		13 31		14 31				15 31		16 31							17 31			18 31						
	d		13 32		14 32				15 32		16 32							17 32			18 32						
Southampton Central 2	d		13 57		14 57				15 57		16 57							17 57			18 57						
Romsey	d		14 08		15 08				16 08		17 08							18 08			19 08						
Salisbury 2	a		14 26		15 26				16 26		17 26							18 26			19 26						
	d	13 55	14 27		15 27				16 27		17 27							18 28			19 27	19 55					
Warminster	d	14 15	14 47		15 47				16 47		17 47							18 48			19 50	20 15					
Dilton Marsh	d		14x52		15x51				16x51																		
Weymouth	d			14 07					16 10									17 53									
Upwey	d			14 12					16 15									17 58									
Dorchester West	d			14 20					16 23									18 06									
Maiden Newton	d			14 33					16 35									18 19									
Chetnole	d			14x41					16x43									18x27									
Yetminster	d			14x45					16x46									18x31									
Thornford	d			14x48					16x48									18x34									
Yeovil Pen Mill	d			15 00					16 58									18 46									
Castle Cary	a			15 13					17 10									18 58									
	d			15 14				16 24	16 24								18 24	18 24			19 07						
Bruton	d			15 19					17 18									19 12									
Frome	d			15 31					17 30									19 24									
Westbury 2	a	14 23	14 56	15 40	15 56			16 42	16 42	16 49	16 56	17 39	17 57				18 42	18 45	18 56	19 33	20 00	20 23					
	d	14 24	14 47	15 00	15 41	16 01		16 45	16 45	16 50	17 00	17 40	18 01	18 35	18 35		18 45	18 47	18 59	19 33	19 56	19 56	20 01	20 20	20 26		
London Paddington 115	a							18 08	18 09								20 09	20 07			21 07	21 08					
Trowbridge	d	14 30	14 52	15 06	15 47	16 08			16 55	17 06	17 47	18 07	18 41	18 41				19 04	19 39					20 07	20 25	20 32	
Bradford-on-Avon	d	14 36		15 12	15 53	16 14				17 12	17 53	18 13						19 10	19 45					20 13		20 38	
Avoncliff	d			15 56							18 16								19 48								
Freshford	d			15 59							18 19								19 51								
Bath Spa 2	a	14 54		15 26	16 09	16 26				17 26	18 03	18 30						19 25	20 02					20 26		20 54	
Melksham	d		15 02						17 06					18 51	18 51											20 36	
Chippenham	a		15 12						17 18					19 00	19 00											20 46	
Swindon	a		15 29						17 35					19 17	19 19											21 04	
Oldfield Park	a	14 58		15 30	16 12					17 30	18 08								20 05								
Keynsham	a	15 05		15 37	16 20					17 37	18 16								20 12							21 03	
Bristol Temple Meads 10	a	15 13		15 50	16 29	16 39				17 45	18 26	18 44						19 39	20 25					20 41		21 11	
Filton Abbey Wood	a			16 02		16 52				18 02		18 57													20 52		
Bristol Parkway	d																										
Yate	d																										
Cam & Dursley	d																										
Gloucester	d																										
Cheltenham Spa	d																										
Ashchurch for Tewkesbury	d																										
Worcester Shrub Hill	d																										
Worcester Foregate Street	d																										
Malvern Link	d																										
Great Malvern	a																										
Severn Tunnel Jn.	a											19 18														21 05	
Newport (South Wales) 2	a			16 25		17 14				18 27		19 30														21 18	
Cardiff Central 2	a			16 41		17 30				18 40		19 44														21 31	

A From London Waterloo
 B until 24 October. From Exeter St Davids
 C from 31 October. From Exeter St Davids
 D until 24 October
 E from 31 October
 F until 24 October. From Plymouth
 G from 31 October. From Plymouth

- For connections from Bristol Parkway and Cardiff Central to Swansea refer to Table T128
- For connections from Castle Cary, Westbury and Bristol Temple Meads to Exeter and Plymouth refer to Table T135
- For connections from Salisbury to Yeovil Junction and Exeter refer to Table T160
- For connections from Bournemouth to Southampton Central, Weymouth and Upwey refer to Table T158
- For additional bus connections between Yeovil Junction and Yeovil Pen Mill refer to Table T123A

Table T123-F

Sundays

16 May to 5 December

Brighton, Portsmouth and Weymouth - Bristol, Cardiff, Gloucester and Great Malvern

	GW	GW	GW	GW	GW	GW														
	Ⓜ	Ⓜ	Ⓜ	Ⓜ A Ⓜ	Ⓜ B Ⓜ	Ⓜ														
Brighton 10	d	17 46																		
Hove 2	d	17 50																		
Shoreham-by-Sea	d	17 56																		
Worthing 1	d	18 08																		
Barnham	d	18 27																		
Chichester 1	d	18 35																		
Havant 30	d	18 50																		
Portsmouth Harbour	d		19 08			20 08	22 04													
Portsmouth & Southsea	d		19 12			20 12	22 12													
Fratton 3	d		19 16			20 16	22 16													
Cosham	d	18 57	19 23																	
Fareham	a	19 04	19 31			20 31	22 31													
	d	19 05	19 32			20 32	22 32													
Southampton Central 1	d	19 28	19 57			20 59	22 57													
Romsey	d	19 40	20 08			21 11	23 08													
Salisbury 1	a	19 58	20 26			21 29	23 26													
	d	20 01	20 27			21 30	23 27													
Warminster	d	20 22	20 47			21 49	23 48													
Dilton Marsh	d	20x27				21x53	23x53													
Weymouth	d			20 09																
Upwey	d			20 14																
Dorchester West	d			20 22																
Maiden Newton	d			20 34																
Chetnole	d			20x42																
Yetminster	d			20x45																
Thornford	d			20x47																
Yeovil Pen Mill	d			20 57																
Castle Cary	a			21 09																
	d			21 12	21 36	21 36														
Bruton	d			21 19																
Frome	d			21 31																
Westbury 1	a	20 31	20 56	21 41	21 55	21 55	21 58	23 57												
	d	20 32	21 00	21 42	21 57	21 58	22 02													
London Paddington 1.5	a			23 35	23 30															
Trowbridge	d	20 39	21 06	21 48			22 08													
Bradford-on-Avon	d	20 45	21 12	21 54			22 14													
Avoncliff	d	20 48		21 57																
Freshford	d	20 50		22 00																
Bath Spa 1	a	21 01	21 25	22 11			22 27													
Melksham	d																			
Chippenham	a																			
Swindon	a																			
Oldfield Park	a	21 05		22 15																
Keynsham	a	21 11		22 22																
Bristol Temple Meads 1.0	a	21 20	21 40	22 30			22 41													
Filton Abbey Wood	a		21 51																	
Bristol Parkway	d																			
Yate	d																			
Cam & Dursley	d																			
Gloucester	d																			
Cheltenham Spa	d																			
Ashchurch for Tewkesbury	d																			
Worcester Shrub Hill	d																			
Worcester Foregate Street	d																			
Malvern Link	d																			
Great Malvern	a																			
Severn Tunnel Jn	a		22 07																	
Newport (South Wales) 2	a		22 18																	
Cardiff Central 1	a		22 33																	

A until 24 October. From Penzance

B from 31 October. From Penzance

- For connections from Bristol Parkway and Cardiff Central to Swansea refer to Table T128
- For connections from Castle Cary, Westbury and Bristol Temple Meads to Exeter and Plymouth refer to Table T135
- For connections from Salisbury to Yeovil Junction and Exeter refer to Table T160
- For connections from Bournemouth to Southampton Central, Weymouth and Upwey refer to Table T158
- For additional bus connections between Yeovil Junction and Yeovil Pen Mill refer to Table T123A

Table T123-R

Mondays to Fridays

17 May to 10 December

Great Malvern, Gloucester, Cardiff and Bristol -
Weymouth, Portsmouth and Brighton

Miles	Miles	Miles	Miles	Miles		GW MX	GW	GW	GW	GW	GW	GW	GW	GW	SW	GW	GW	GW	GW	GW	GW	SW			
0	0	—	—	—	Cardiff Central 1	d																			
11%	11%	—	—	—	Newport (South Wales) 2	d									06 30				07 28						
21%	21%	—	—	—	Severn Tunnel Jn	d									06 44				07 42						
		0	0	—	Great Malvern	d																			
		1%	1%	—	Malvern Link	d																			
		8	8	—	Worcester Foregate Street	d																			
		8%	8%	—	Worcester Shrub Hill	d															07 07				
		23%	23%	—	Ashchurch for Tewkesbury	d															07 23				
		30%	30%	—	Cheltenham Spa	d															07 33				
		37	37	—	Gloucester	d															07 46				
		50	50	—	Cam & Dursley	d															08 00				
		60%	60%	—	Yate	d															08 13				
		67	67	—	Bristol Parkway	d								06 12							08 22				
33%	33%	68%	68%	—	Filton Abbey Wood	d									06 17			08 07			08 26	08 52			
38%	38%	73	73	—	Bristol Temple Meads 10	d			05 00	05 10					06 39			07 38	08 19		08 41	09 04			
42%	42%	77%	77%	—	Keynsham	d									06 46			07 45	08 26		08 49	09 11			
48%	48%	83%	83%	—	Oldfield Park	d									06 53			07 52	08 33		08 56	09 18			
				0	Swindon	d									06 11						08 45				
				16%	Chippenham	d									06 27						09 00				
				23	Melksham	d									06 36						09 10				
49%	49%	84%	84%	—	Bath Spa 7	d	00 03		05 13						06 09			07 37		07 55	08 37	09 01	09 21		
56%	56%	91%	91%	—	Freshford	d	00 12								06 18					08 04		09 10			
57%	57%	92%	92%	—	Avoncliff	d	00 14								06 21					08 07		09 12			
59	59	94	94	—	Bradford-on-Avon	d	00 18		05 25	05 35					06 25				07 12		08 11	08 49	09 16	09 33	
62%	62%	97%	97%	28%	Trowbridge	d	00 25		05 32	05 41					06 32				07 56		08 19	08 56	09 19	09 23	09 40
					London Paddington 1.5	d													07 04						
66%	66%	101%	101%	32%	Westbury 2	a	00 32		05 39	05 49					06 39			08 03	08 21	08 26	09 03	09 26	09 30	09 49	
					Frome	d	00 33	05 24	05 49						06 25	06 41	06 52	06 54	07 40	08 05	08 22	09 04	09 32	09 51	09 56
		82%	117%		Bruton	d	00a42								06a34	07 01							09 42	10 05	
		86	121		Castle Cary	d										07 17			08 41				09 53	10 17	
					Yeovil Pen Mill	d										07 19							09 58	10 21	
		97%	132%		Thornford	d										07 34							09 59	10 22	
		101	135%		Yetminster	d										07x38							10 13	10a38	
		102	137		Chetnole	d										07x41							10x18		
		104	139		Maiden Newton	d										07x45							10x21		
		110%	145%		Dorchester West	d										07 57							10x25		
		118%	153%		Upwey	d										08 08							10 37		
		122%	157%		Weymouth	a										08 15							10 55		
		125%	160%		Dilton Marsh	d										08 20							11 00		
67%	71	102%	—	—	Warminster	d									06x56								09x53		
90%	—	105%	—	—	Salisbury 3	a	05 32	05 57							07 03			07 48	08 13			09 12		10a00	
—	—	125%	—	—	Romsey	d	05 51	06 16							07 10			08 12	08 32			09 32			
107%	—	142%	—	—	Southampton Central 3	a		06 19							07 11			08 33				09 33			
115%	—	150%	—	—	Fareham	d		06 37							07 29			08 52				09 52			
130	—	165	—	—	Cosham	a		06 47							07 40			09 02				10 02			
135%	—	170%	—	—	Fratton 3	a		07 11							08 02			09 33				10 28			
139%	—	—	—	—	Portsmouth & Southsea	a		07 27							08 18			09 49				10 43			
140%	—	—	—	—	Portsmouth Harbour	a		07 31							08 21			09 52				10 47			
141%	—	—	—	—	Havant 3	a		07 38							08 26			09 56				10 51			
—	—	174%	—	—	Chichester 4	a																			
—	—	183%	—	—	Barnham	a																			
—	—	190	—	—	Worthing 4	a																			
—	—	201%	—	—	Shoreham-by-Sea	a																			
—	—	206%	—	—	Hove 2	a																			
—	—	211	—	—	Brighton 1.0	a																			
—	—	212%	—	—		a																			

A From Bristol Temple Meads
B To London Paddington

C From Yeovil Pen Mill to London Waterloo
D To Paignton, The Devon Express

E From London Waterloo

- For connections from Swansea to Cardiff Central and Bristol Parkway refer to Table T128
- For connections from Plymouth and Exeter to Bristol Temple Meads, Westbury and Castle Cary, refer to Table T135
- For connections from Exeter and Yeovil Junction to Salisbury refer to Table T160
- For connections from Upwey, Weymouth and Southampton Central to Bournemouth refer to Table T158
- For additional bus connections between Yeovil Junction and Yeovil Pen Mill refer to Table T123A

Table T123-R

Mondays to Fridays

17 May to 10 December

Great Malvern, Gloucester, Cardiff and Bristol -
Weymouth, Portsmouth and Brighton

		GW	GW	GW	GW	GW	GW	SW	GW	GW		SW	GW	GW	SW	GW	GW	GW	GW		SW	GW	GW		
		⌘	⌘	⌘	⌘	⌘	⌘	⌘	⌘	⌘		⌘	⌘	⌘	⌘	⌘	⌘	⌘	⌘		⌘	⌘	⌘		
		A	A	A	A	A	A	B	C	C		D	E	E	D	E	E	E	E		F				
Cardiff Central 7	d	08 27											10 30									12 30		13 30	
Newport (South Wales) 2	d	08 41											10 44									12 44		13 44	
Severn Tunnel Jn.	d	08 51																							
Great Malvern	d																								
Malvern Link	d																					10 41			
Worcester Foregate Street	d						08 55															10 44			
Worcester Shrub Hill	d						08 58															10 53			
Ashchurch for Tewkesbury	d						09 14															10 56			
Cheltenham Spa	d						09 23															11 13			
Gloucester	d						09 23															11 22			
Cam & Dursley	d		08 42				09 42						10 41									11 41		12 42	
Yate	d		08 54				09 54						10 54									11 53		12 54	
Bristol Parkway	d		09 07				10 07						11 07									12 06		13 07	
Filton Abbey Wood	d		09 19				10 16						11 16									12 16		13 16	
Bristol Temple Meads 10	d	09 07	09 23			10 06	10 20						11 07	11 19							12 07	12 20		13 07	
Keynsham	d	09 24	09 45			10 23	10 47						11 22	11 45							12 22	12 42		13 22	
Oldfield Park	d		09 52				10 54						11 52									12 49		13 52	
Swindon	d		09 59				11 01						11 59									12 56		13 59	
Chippenham	d																					13 15			
Melksham	d																					13 30			
Bath Spa 7	d	09 37	10 03			10 36							11 35	12 03								12 35	13 00		13 35
Freshford	d		10 12				11 05						12 12									13 09		14 03	
Avoncliff	d		10 15				11 17						12 14									13 12		14 14	
Bradford-on-Avon	d	09 49	10 19			10 48	11 21						11 47	12 18								12 48	13 16		13 47
Trowbridge	d	09 56	10 25			10 55	11 27		11 39				11 54	12 25								12 55	13 22		13 54
London Paddington 16	d																						13 40		
Westbury 2	d																						13 40		
Frome	a	10 03	10 32	10 54	11 02		11 34		11 46	11 52			12 01	12 32								13 02	13 29	13 52	14 01
Bruton	d	10 04	10 33	10 55	11 05	11 11	11 36		11 54				12 03	12 33	12 57							13 03	13 33	13 53	14 03
Castle Cary	a		10 43										12 21	12 43	13 18										14 12
Yeovil Pen Mill	d		10 59	11 14					12 13				12 37	12 59	13 35							14 12			
Thornford	d		11 01										12 38	12 59	13 39										
Yetminster	d		11 15										12a53	13 12	13a52										
Chetnole	d		11x19											13x17											
Maiden Newton	d		11x22											13x20											
Dorchester West	d		11x26											13x24											
Upwey	a		11 38											13 36											
Weymouth	a		11 53											13 53											
Dilton Marsh	d		12 01											14 01											
Warminster	d		12 06											14 06											
Salisbury 3	a						11x13															13x36			
Romsey	a																								
Southampton Central 3	a																								
Fareham	a																								
Cosham	a																								
Fratton 3	a																								
Portsmouth & Southsea	a																								
Portsmouth Harbour	a																								
Havant 3	a																								
Chichester 4	a																								
Barnham	a																								
Worthing 2	a																								
Shoreham-by-Sea	a																								
Hove 2	a																								
Brighton 10	a																								

A To Paignton, The Torbay Express C To Exeter St Davids E 35 from Bristol Temple Meads to Fareham
 B From Yeovil Pen Mill to London Waterloo D From Basingstoke to Yeovil Junction F From Yeovil Junction to London Waterloo

For connections from Swansea to Cardiff Central and Bristol Parkway refer to Table T128

For connections from Plymouth and Exeter to Bristol Temple Meads, Westbury and Castle Cary, refer to Table T135

For connections from Exeter and Yeovil Junction to Salisbury refer to Table T160

For connections from Upwey, Weymouth and Southampton Central to Bournemouth refer to Table T158

For additional bus connections between Yeovil Junction and Yeovil Pen Mill refer to Table T123A

Table T123-R

Mondays to Fridays

17 May to 10 December

Great Malvern, Gloucester, Cardiff and Bristol - Weymouth, Portsmouth and Brighton

	GW	GW	SW	GW	GW	GW	GW	SW	GW	GW	GW	GW	GW	GW	GW	GW	GW	GW	GW	GW	GW	GW	
	Ⓜ	Ⓜ	◇ A	Ⓜ	Ⓜ	Ⓜ	◇ C	Ⓜ	Ⓜ	Ⓜ	Ⓜ	Ⓜ	Ⓜ	Ⓜ	Ⓜ	Ⓜ	Ⓜ	Ⓜ	Ⓜ	Ⓜ	Ⓜ	Ⓜ	
Cardiff Central 7	d					14 30			15 30										16 27			17 30	
Newport (South Wales) 2	d					14 44			15 44										16 41			17 44	
Severn Tunnel Jn.	d																		16 51			17 54	
Great Malvern	d												14 41										16 44
Malvern Link	d												14 44										16 47
Worcester Foregate Street	d												14 53										16 56
Worcester Shrub Hill	d												14 57										16 59
Ashchurch for Tewkesbury	d												15 13										17 15
Cheltenham Spa	d												15 22										17 24
Gloucester	d						14 40						15 38						16 41				17 42 17 50
Cam & Dursley	d						14 54						15 51						16 54				17 54
Yate	d						15 07						16 05						17 07				18 07
Bristol Parkway	d						15 16						16 14	16 45					17 16	17 45			18 16
Filton Abbey Wood	d					15 07	15 20		16 08				16 18	16 50		17 06			17 20	17 49		18 12	18 20
Bristol Temple Meads 10	d	14 45				15 22	15 44	15 50	16 22				16 45	17 09		17 22			17 45	18 05		18 24	18 43
Keynsham	d	14 52				15 52	15 57						16 52	17 16					17 52	18 12			18 50
Oldfield Park	d	14 59				15 59	16 04						16 59	17 23					17 59	18 19			18 57
Swindon	d				15 14														17 36				18 52
Chippenham	d				15 29														17 51				19 07
Melksham	d				15 39														18 01				19 17
Bath Spa 7	d	15 03				15 35		16 03	16 08	16 36			17 03	17 27		17 36			18 03	18 23		18 37	19 01
Freshford	d	15 12					16 12						17 12	17 36					18 12	18 32			19 10
Avoncliff	d	15 14					16 14						17 14						18 14	18 35			19 13
Bradford-on-Avon	d	15 18				15 47	16 18	16 25	16 48				17 18	17 40		17 49			18 18	18 39			18 50 19 17
Trowbridge	d	15 25		15 48		15 54	16 25	16 31	16 54				17 25	17 47		17 56		18 10	18 25	18 45			18 56 19 23
London Paddington 115	⇌ d				14 36								16 04		16 36								17 36
Westbury 2	a	15 32			15 55	15 57	16 02		16 32	16 38	17 01		17 32	17 54	17 56	18 03		18 17	18 32	18 52	18 55	19 04	19 31
	a	15 11	15 33	15 44		15 59	16 06		16 40	17 03	17 11		17 33	17 55	17 57	18 05		18 17	18 33	18 52	18 57	19 05	19 37
Frome	d		15 44										17 43						18 50				
Bruton	d		15 56										17 54						19 01				
Castle Cary	a		16 00			16 18						17 26	17 59		18 16				19 05		19 16		
	d		16 05										18 00						19 06				
Yeovil Pen Mill	d		16 19										18 15						19 20				
Thornford	d		16x24										18x19						19x24				
Yetminster	d		16x27										18x22						19x27				
Chetnole	d		16x31										18x26						19x31				
Maiden Newton	d		16 43										18 38						19 43				
Dorchester West	d		16 53										18 49						19 54				
Upwey	a		17 01										18 56						20 01				
Weymouth	a		17 06										19 01						20 06				
Dilton Marsh	d	15x13									17x13		17x58										19x39
Warminster	d	15a20		15 52		16 14		16 48	17 11	17a20		18a04		18 13								19 13	19 46
Salisbury 3	a			16 12		16 33		17 08	17 30					18 32								19 32	20 05
	d					16 34			17 32					18 33								19 33	20 06
Romsey	d					16 53			17 51					18 52								19 52	20 25
Southampton Central 3	a					17 03			18 02					19 02								20 02	20 36
Fareham	a					17 27			18 27					19 27								20 27	
	a					17 28			18 28					19 29								20 29	
Cosham	a					17 36			18 35					19 36									
Fratton 3	a					17 43			18 45					19 43								20 43	
Portsmouth & Southsea	a					17 48			18 50					19 47								20 46	
Portsmouth Harbour	a					17 52			18 54					19 51								20 50	
Havant 3	a																						
Chichester 4	a																						
Barnham	a																						
Worthing 2	a																						
Shoreham-by-Sea	a																						
Hove 2	a																						
Brighton 10	a																						

A From Yeovil Junction to London Waterloo C To London Waterloo
 B To Plymouth D To Penzance

For connections from Swansea to Cardiff Central and Bristol Parkway refer to Table T128

For connections from Plymouth and Exeter to Bristol Temple Meads, Westbury and Castle Cary, refer to Table T135

For connections from Exeter and Yeovil Junction to Salisbury refer to Table T160

For connections from Upwey, Weymouth and Southampton Central to Bournemouth refer to Table T158

For additional bus connections between Yeovil Junction and Yeovil Pen Mill refer to Table T123A

Table T123-R

Mondays to Fridays

17 May to 10 December

Great Malvern, Gloucester, Cardiff and Bristol -
Weymouth, Portsmouth and Brighton

	GW	GW		GW	SW	GW	GW	GW	GW	GW	SW		GW	GW	SW	GW	GW	GW	GW	GW	GW					
	1	1		1	1	1	1	1	1	1	1		1	1	1	1	1	1	1	1	1					
	A	A		B	B	A	A	C	A	A			A	A			MX	MO								
	1	1		1	1	1	1	1	1	1	1		1	1	1	1	1	1	1	1	1					
Cardiff Central 1	d			18 30			19 30																			
Newport (South Wales) 2	d			18 44			19 44																			
Severn Tunnel Jn.	d			18 54																						
Great Malvern	d																									
Malvern Link	d																									
Worcester Foregate Street	d																									
Worcester Shrub Hill	d																									
Ashchurch for Tewkesbury	d																									
Cheltenham Spa	d																									
Gloucester	d						18 42																			
Cam & Dursley	d						18 54																			
Yate	d						19 07																			
Bristol Parkway	d						19 17																			
Filton Abbey Wood	d						19 11																			
Bristol Temple Meads 1 10	d						19 23																			
Keynsham	d						19 42																			
Oldfield Park	d						19 57																			
Swindon	d																									
Chippenham	d																									
Melksham	d																									
Bath Spa 1	d						19 37																			
Freshford	d						19 51																			
Avoncliff	d						20 10																			
Bradford-on-Avon	d						20 12																			
Trowbridge	d						19 49																			
London Paddington 1 5	d						19 57																			
Westbury 2	a						20 05																			
Frome	d						20 06																			
Bruton	d						20 16																			
Castle Cary	a						20 21																			
Yeovil Pen Mill	d																									
Thornford	d																									
Yetminster	d																									
Chetnole	d																									
Maiden Newton	d																									
Dorchester West	d																									
Upwey	a																									
Weymouth	a																									
Dilton Marsh	d																									
Warminster	d																									
Salisbury 2	a																									
Romsey	d																									
Southampton Central 2	a																									
Fareham	a																									
Cosham	a																									
Fratton 2	a																									
Portsmouth & Southsea	a																									
Portsmouth Harbour	a																									
Havant 2	a																									
Chichester 1	a																									
Barnham	a																									
Worthing 1	a																									
Shoreham-by-Sea	a																									
Hove 2	a																									
Brighton 1 10	a																									

A To Plymouth

B To Basingstoke

C From Castle Cary

- For connections from Swansea to Cardiff Central and Bristol Parkway refer to Table T128
- For connections from Plymouth and Exeter to Bristol Temple Meads, Westbury and Castle Cary, refer to Table T135
- For connections from Exeter and Yeovil Junction to Salisbury refer to Table T160
- For connections from Upwey, Weymouth and Southampton Central to Bournemouth refer to Table T158
- For additional bus connections between Yeovil Junction and Yeovil Pen Mill refer to Table T123A

Table T123-R

Saturdays

22 May to 11 December

Great Malvern, Gloucester, Cardiff and Bristol - Weymouth, Portsmouth and Brighton

	GW	GW	GW	GW	GW	GW	GW	SW	GW	GW	GW	GW	GW	GW	SW	GW	GW	GW	GW	GW	GW	SW
	A							B	C			D	E		F	G	H	I				J
Cardiff Central 7	d							06 29														
Newport (South Wales) 2	d							06 44														
Severn Tunnel Jn.	d							06 54														
Great Malvern	d																					
Malvern Link	d																					
Worcester Foregate Street	d																					
Worcester Shrub Hill	d																					
Ashchurch for Tewkesbury	d																					
Cheltenham Spa	d																					
Gloucester	d																					
Cam & Dursley	d																					
Yate	d																					
Bristol Parkway	d																					
Filton Abbey Wood	d																					
Bristol Temple Meads 10	d																					
Keynsham	d																					
Oldfield Park	d																					
Swindon	d																					
Chippenham	d																					
Melksham	d																					
Bath Spa 11	d																					
Freshford	d																					
Avoncliff	d																					
Bradford-on-Avon	d																					
Trowbridge	d																					
London Paddington 16	d																					
Westbury 2	a																					
Frome	d																					
Bruton	d																					
Castle Cary	a																					
Yeovil Pen Mill	d																					
Thornford	d																					
Yetminster	d																					
Chetnole	d																					
Maiden Newton	d																					
Dorchester West	d																					
Upwey	a																					
Weymouth	a																					
Dilton Marsh	d																					
Warminster	d																					
Salisbury 12	a																					
Romsey	d																					
Southampton Central 13	a																					
Fareham	a																					
Cosham	a																					
Fratton 14	a																					
Portsmouth & Southsea	a																					
Portsmouth Harbour	a																					
Havant 15	a																					
Chichester 14	a																					
Barnham	a																					
Worthing 15	a																					
Shoreham-by-Sea	a																					
Hove 16	a																					
Brighton 10	a																					

- A From Bristol Temple Meads
- B From Castle Cary to London Waterloo
- C until 11 September. To Penzance
- D from 18 September
- E until 11 September. From Westbury
- F To London Waterloo
- G To Exeter St Davids
- H To Plymouth
- I until 11 September
- J From London Waterloo

For connections from Swansea to Cardiff Central and Bristol Parkway refer to Table T128

For connections from Plymouth and Exeter to Bristol Temple Meads, Westbury and Castle Cary, refer to Table T135

For connections from Exeter and Yeovil Junction to Salisbury refer to Table T160

For connections from Upwey, Weymouth and Southampton Central to Bournemouth refer to Table T158

For additional bus connections between Yeovil Junction and Yeovil Pen Mill refer to Table T123A

Table T123-R

Saturdays

22 May to 11 December

Great Malvern, Gloucester, Cardiff and Bristol - Weymouth, Portsmouth and Brighton

	GW	GW	SW	GW	GW	GW	GW	GW	GW	SW	GW	GW	GW	GW	GW	GW	GW	GW	GW	GW	SW
	A	B		C	A	A	D	E	A						F			G		D	
Cardiff Central 7	d 09 27																				
Newport (South Wales) 2	d 09 41																				
Severn Tunnel Jn.	d 09 51																				
Great Malvern	d																				
Malvern Link	d																				
Worcester Foregate Street	d	08 54																			
Worcester Shrub Hill	d	08 58																			
Ashchurch for Tewkesbury	d	09 14																			
Cheltenham Spa	d	09 23																			
Gloucester	d	09 42																			
Cam & Dursley	d	09 55																			
Yate	d	10 08																			
Bristol Parkway	d	10 18																			
Filton Abbey Wood	d	10 06	10 22																		
Bristol Temple Meads 10	d	10 22	10 43																		
Keynsham	d		10 50																		
Oldfield Park	d		10 57																		
Swindon	d			11 05																	
Chippenham	d			11 21																	
Melksham	d			11 30																	
Bath Spa 7	d	10 35	11 01																		
Freshford	d		11 10																		
Avoncliff	d		11 13																		
Bradford-on-Avon	d	10 47	11 17																		
Trowbridge	d	10 53	11 23																		
London Paddington 15	d				10 35																
Westbury 2	a	11 00	11 31		11 48	11 52															
Frome	d																				
Bruton	d																				
Castle Cary	a																				
Yeovil Pen Mill	d																				
Thornford	d																				
Yetminster	d																				
Chetnole	d																				
Maiden Newton	d																				
Dorchester West	d																				
Upwey	a																				
Weymouth	a																				
Dilton Marsh	d	11x04																			
Warminster	a	11 11		11 50																	
Salisbury 2	a	11 32		12 11																	
Romsey	d	11 51																			
Southampton Central 2	a	12 03																			
Fareham	a	12 27																			
Cosham	a	12 28																			
Fratton 2	a	12 42																			
Portsmouth & Southsea	a	12 46																			
Portsmouth Harbour	a	12 50																			
Havant 2	a																				
Chichester 2	a																				
Barnham	a																				
Worthing 2	a																				
Shoreham-by-Sea	a																				
Hove 2	a																				
Brighton 10	a																				

A From Bristol Temple Meads D To London Waterloo G until 11 September
 B From Frome to London Waterloo E To Exeter St Davids
 C To Paignton. The Torbay Express F To Plymouth

For connections from Swansea to Cardiff Central and Bristol Parkway refer to Table T128

For connections from Plymouth and Exeter to Bristol Temple Meads, Westbury and Castle Cary, refer to Table T135

For connections from Exeter and Yeovil Junction to Salisbury refer to Table T160

For connections from Upwey, Weymouth and Southampton Central to Bournemouth refer to Table T158

For additional bus connections between Yeovil Junction and Yeovil Pen Mill refer to Table T123A

Table T123-R

Saturdays

22 May to 11 December

Great Malvern, Gloucester, Cardiff and Bristol -
Weymouth, Portsmouth and Brighton

	GW	GW	GW	GW	GW	GW	GW	GW	GW	GW	GW	GW	GW	SW	GW	GW	GW	GW	GW	GW	GW	GW	GW
		⊠	A	⊠	⊠	⊠	⊠	⊠	⊠	⊠	⊠	⊠	⊠	◇ 1 D	⊠	⊠	⊠	⊠	⊠	⊠	⊠	⊠	⊠
Cardiff Central 1	d																						
Newport (South Wales) 2	d		15 30																				
Severn Tunnel Jn.	d		15 44																				
Great Malvern	d				14 43																		
Malvern Link	d				14 46																		
Worcester Foregate Street	d				14 56																		
Worcester Shrub Hill	d				14 59																		
Ashchurch for Tewkesbury	d				15 15																		
Cheltenham Spa	d				15 24																		
Gloucester	d				15 42																		
Cam & Dursley	d				15 55					16 42				17 39									
Yate	d				16 08					16 55				17 52									
Bristol Parkway	d				16 18					17 08				18 06									
Filton Abbey Wood	d				16 21					17 08				18 16									
Bristol Temple Meads 1 10	d		16 10		16 21					17 06				18 20									
Keynsham	d		16 22		16 45					17 22				18 45									
Oldfield Park	d				16 52					17 50				19 22									
Swindon	d	16 03			16 59					17 57				19 59									
Chippenham	d	16 18								18 00													
Melksham	d	16 28																					
Bath Spa 1	d				16 04	16 36				17 35													
Freshford	d		16 35		17 03					18 01	18 35			19 03	19 35								
Avoncliff	d				17 12					18 10				19 12									
Bradford-on-Avon	d				17 15					18 13				19 15									
Trowbridge	d				17 19					18 17	18 47			19 19	19 47								
London Paddington 1 6	d	16 37	16 54		17 25					17 54	18 09			19 25	19 54	20 08							
Westbury 2	a	16 45	17 01		17 32					18 01	18 17			19 32	20 01	20 16	20 32	21 01	21 20	21 31	21 49	22 00	
Frome	d		17 02	17 11						18 32	19 02			19 58	20 02	20 21	20 33	21 03	21 21	21 32	21 47	22 03	
Bruton	d									18 41				20 07						20a43	21 46		
Castle Cary	a					17 27	18 12			18 53				20 19							21 57		
Yeovil Pen Mill	d									18 57				20 23						21 40	22 02		
Thornford	d									18 59				20 24							22 02		
Yetminster	d									19 14				20a38							22 18		
Chetnole	d									19x18											22x23		
Maiden Newton	d									19x21											22x26		
Dorchester West	d									19x25											22x30		
Upwey	a									19 37											22 42		
Weymouth	a									19 53											22 52		
Dilton Marsh	d									20 02											23 01		
Warminster	d									20 08											23 08		
Salisbury 3	a																						
Romsey	d																						
Southampton Central 3	a																						
Fareham	a																						
Cosham	a																						
Fratton 3	a																						
Portsmouth & Southsea	a																						
Portsmouth Harbour	a																						
Havant 3	a																						
Chichester 4	a																						
Barnham	a																						
Worthing 2	a																						
Shoreham-by-Sea	a																						
Hove 2	a																						
Brighton 1 10	a																						

A from 18 September
B To Plymouth

C To Paignton
D From London Waterloo to Yeovil Junction

For connections from Swansea to Cardiff Central and Bristol Parkway refer to Table T128

For connections from Plymouth and Exeter to Bristol Temple Meads, Westbury and Castle Cary, refer to Table T135

For connections from Exeter and Yeovil Junction to Salisbury refer to Table T160

For connections from Upwey, Weymouth and Southampton Central to Bournemouth refer to Table T158

For additional bus connections between Yeovil Junction and Yeovil Pen Mill refer to Table T123A

Table T123-R

Sundays

16 May to 5 December

Great Malvern, Gloucester, Cardiff and Bristol - Weymouth, Portsmouth and Brighton

	GW	GW	GW	GW	GW	GW	SW	GW		GW	GW	GW	GW	SW	GW	GW	GW	GW		GW	GW	GW	GW
	Ⓜ	Ⓜ		Ⓜ	Ⓜ	Ⓜ	◇	Ⓜ		Ⓜ	Ⓜ	Ⓜ	Ⓜ	◇	Ⓜ	Ⓜ	Ⓜ	Ⓜ		Ⓜ	Ⓜ	Ⓜ	Ⓜ
	A			B	C		D							E	F	G	H				G	H	
Cardiff Central 7	d																						
Newport (South Wales) 2	d																						
Severn Tunnel Jn.	d																						
Great Malvern	d																						
Malvern Link	d																						
Worcester Foregate Street	d																						
Worcester Shrub Hill	d																						
Ashchurch for Tewkesbury	d																						
Cheltenham Spa	d																						
Gloucester	d																						
Cam & Dursley	d																						
Yate	d																						
Bristol Parkway	d													11 54									
Filton Abbey Wood	d														12 00								
Bristol Temple Meads 10	d														11 15	12 15	13 04						
Keynsham	d														11 22	12 22	13 11						
Oldfield Park	d														11 29	12 29	13 18						
Swindon	d	09 04					09 40								11 41								
Chippenham	d	09 16					09 55								11 56								
Melksham	d						10 05								12 06								
Bath Spa 7	d			09 17																			
Freshford	d			09 26																			
Avoncliff	d																						
Bradford-on-Avon	d			09 30																			
Trowbridge	d			09 37																			
London Paddington 15	⇄					08 49	08 51																
Westbury 2	a	09 37	09 43			10 02	10 03	10 20		11 00													
	d	09 07	09 39		10 00	10 03	10 04	10 21	10 43	11 02													
Frome	d	09 17																					
Bruton	d	09 28									11a24												
Castle Cary	a	09 33	09 57			10 22	10 23	10 47															
	d	09 33						10 49															
Yeovil Pen Mill	d	09 51						11 04															
Thornford	d	09x57						11x09															
Yetminster	d	10x00						11x12															
Chetnole	d	10x04						11x16															
Maiden Newton	d	10 18						11 32															
Dorchester West	d	10 29						11 43															
Upwey	a	10 37						11 50															
Weymouth	a	10 42						11 55															
Dilton Marsh	d			10x04																			
Warminster	d			10 10				10 51	11 09														
Salisbury 2	a			10 33				11 12	11 32														
	d			10 33				11 32	11 32														
Romsey	d			10 51				11 50	12 54														
Southampton Central 2	a			11 03				12 03	13 03														
Fareham	a			11 27				12 26	13 29														
	d			11 27				12 26	13 30														
Cosham	a			11 36				12 34	13 37														
Fratton 2	a			11 43				12 40	14 40														
Portsmouth & Southsea	a			11 46				12 44	14 44														
Portsmouth Harbour	a			11 51				12 51	14 51														
Havant 2	a																						
Chichester 2	a																						
Barnham	a																						
Worthing 2	a																						
Shoreham-by-Sea	a																						
Hove 2	a																						
Brighton 10	a																						

A From London Paddington to Exeter St Davids
 B from 31 October. To Penzance
 C until 24 October. To Penzance
 D From Yeovil Junction to London Waterloo
 E Ⓜ to Bristol Temple Meads ◇ from Bristol Temple Meads
 F To London Waterloo
 G from 31 October. To Exeter St Davids
 H until 24 October. To Exeter St Davids

- For connections from Swansea to Cardiff Central and Bristol Parkway refer to Table T128
- For connections from Plymouth and Exeter to Bristol Temple Meads, Westbury and Castle Cary, refer to Table T135
- For connections from Exeter and Yeovil Junction to Salisbury refer to Table T160
- For connections from Upwey, Weymouth and Southampton Central to Bournemouth refer to Table T158
- For additional bus connections between Yeovil Junction and Yeovil Pen Mill refer to Table T123A

Table T123-R

Sundays

16 May to 5 December

Great Malvern, Gloucester, Cardiff and Bristol - Weymouth, Portsmouth and Brighton

	GW																				
Cardiff Central 7	d	22 15																			
Newport (South Wales) 2	d	22 28																			
Severn Tunnel Jn.	d	22 38																			
Great Malvern	d																				
Malvern Link	d																				
Worcester Foregate Street	d																				
Worcester Shrub Hill	d																				
Ashchurch for Tewkesbury	d																				
Cheltenham Spa	d																				
Gloucester	d																				
Cam & Dursley	d																				
Yate	d																				
Bristol Parkway	d																				
Filton Abbey Wood	d	22 54																			
Bristol Temple Meads 10	d	23 15																			
Keynsham	d																				
Oldfield Park	d																				
Swindon	d																				
Chippenham	d																				
Melksham	d																				
Bath Spa 2	d	23 29																			
Freshford	d																				
Avoncliff	d																				
Bradford-on-Avon	d	23 41																			
Trowbridge	d	23 48																			
London Paddington 1, 6	d																				
Westbury 2	a	23 55																			
	d	23 56																			
Frome	d																				
Bruton	d																				
Castle Cary	a																				
	d																				
Yeovil Pen Mill	d																				
Thornford	d																				
Yetminster	d																				
Chetnole	d																				
Maiden Newton	d																				
Dorchester West	d																				
Upwey	a																				
Weymouth	a																				
Dilton Marsh	d	23x59																			
Warminster	d	00a05																			
Salisbury 2	a																				
	d																				
Romsey	d																				
Southampton Central 2	a																				
Fareham	a																				
	d																				
Cosham	a																				
Fratton 2	a																				
Portsmouth & Southsea	a																				
Portsmouth Harbour	a																				
Havant 2	a																				
Chichester 2	a																				
Barnham	a																				
Worthing 2	a																				
Shoreham-by-Sea	a																				
Hove 2	a																				
Brighton 10	a																				

For connections from Swansea to Cardiff Central and Bristol Parkway refer to Table T128

For connections from Plymouth and Exeter to Bristol Temple Meads, Westbury and Castle Cary, refer to Table T135

For connections from Exeter and Yeovil Junction to Salisbury refer to Table T160

For connections from Upwey, Weymouth and Southampton Central to Bournemouth refer to Table T158

For additional bus connections between Yeovil Junction and Yeovil Pen Mill refer to Table T123A