

Table T076-F

Mondays to Fridays

20 May to 13 December

**Birmingham - Shrewsbury - Aberystwyth,
Barmouth - Pwllheli**

Miles	Miles		AW	AW	AW	AW	AW	AW	AW	AW	AW	AW	AW	AW	AW	AW	AW	AW			
—	—	Birmingham International. 68 d																			
0	—	Birmingham New Street 74,68 d																			
4	—	Smethwick Galton Bridge 74,68 d																			
12½	—	Wolverhampton 68,74 d																			
28½	—	Telford Central. 74 d																			
32½	—	Wellington (Shropshire). 74 d																			
42¾	—	Shrewsbury 74 a																			
—	—	Welshpool. d																			
62½	—	Newtown (Powys). d																			
76½	—	Caersws. d																			
82	—	Machynlleth a																			
103¾	0	Dovey Junction a	04 53	05 07	05 45	06 43	06 47	07 46	08 48	08 52	10 50	10 55	11 41	12 47	12 51	14 49	14 56	16 55	18 01	18 49	19 04
107¾	4	Borth. d	04 59	05 13	05 54	06 49	06 55	07 56	08 55	08 58	10 56	11 01	11 54	12 54	12 57	14 56	15 02	16 56	17 01	18 58	19 10
116	—	Aberystwyth. a	05 09	06 04		07 05	08 06	09 05			11 06		12 04	13 04	15 06	17 06				19 08	
124¾	—		05 22	06 17		07 20	08 20	09 20			11 20		12 20	13 20	15 20	17 20				18 27	19 20
—	9	Penhelig. d	05x22	06x58					09x07		11x10				13x06	15x11	17x10				19x20
—	10	Aberdovey. d	05 26	07 02					09 11		11 14				13 10	15 15	17 14				19 23
—	13½	Tywyn. a	05 33	07 11					09 20		11 23				13 19	15 24	17 24				19 32
—	—		05 33	07 14					09 29		11 30				13 25	15 26	17 29				19 33
—	16	Tonfanau. d	05x37	07x17					09x33		11x33				13x29	15x30	17x32				19x37
—	20	Llwyngrwil. d	05x43	07x24					09x39		11x40				13x35	15x36	17x39				19x44
—	22½	Fairbourne. d	05 52	07 32					09 48		11 49				13 44	15 45	17 47				19 51
—	23½	Morfa Mawddach. d	05x53	07x34					09x49		11x50				13x45	15x46	17x49				19x54
—	25½	Barmouth. a	06 04	07 46					09 59		11 59				13 55	15 56	17 58				20 03
—	—			07 47					10 01		12 01				13 57	15 58	18 00				20 04
—	26½	Llanaber. d		07x51					10x04		12x03				14x00	16x01	18x03				20x08
—	29½	Talybont. d		07x54					10x08		12x08				14x04	16x05	18x07				20x13
—	30½	Dyffryn Ardudwy. d		07x57					10x11		12x11				14x07	16x08	18x10				20x16
—	32½	Llanbedr. d		08x01					10x15		12x15				14x11	16x12	18x14				20x20
—	33½	Pensarn. d		08x04					10x17		12x17				14x13	16x14	18x16				20x22
—	34	Llandanwg. d		08x06					10x19		12x19				14x15	16x16	18x18				20x24
—	35½	Harlech. a		08 11					10 25		12 25				14 21	16 22	18 24				20 30
—	—			08 25					10 27		12 27				14 31	16 29	18 33				20 30
—	38½	Tygwyn. d		08x29					10x31		12x31				14x35	16x32	18x36				20x35
—	39½	Talsamau. d		08x31					10x33		12x33				14x37	16x35	18x39				20x37
—	40½	Llandecwyn. d		08x34					10x36		12x36				14x40	16x38	18x42				20x40
—	41½	Penrhyndeudraeth. d		08 38					10 40		12 40				14 44	16 42	18 46				20 43
—	42½	Minffordd. d		08 42					10 44		12 44				14 48	16 45	18 49				20 47
—	44½	Porthmadog. a		08 49					10 51		12 51				14 55	16 53	18 57				20 55
—	—			08 50					10 52		12 52				14 56	16 53	18 57				20 55
—	49½	Criccieth. d		08 57					10 59		12 59				15 03	17 00	19 04				21 03
—	54	Penychain. d		09x02					11x04		13x04				15x08	17x05	19x11				21x09
—	55½	Abererch. d		09x06					11x08		13x08				15x12	17x08	19x14				21x12
—	57½	Pwllheli. a		09 12					11 14		13 15				15 20	17 18	19 20				21 18

For connections from London Euston refer to Table T66

For connections from Manchester Piccadilly and Crewe refer to Table T131

Table T076-F

Mondays to Fridays

20 May to 13 December

**Birmingham - Shrewsbury - Aberystwyth,
Barmouth - Pwllheli**

	AW ◇ 16	AW ◇ 16	AW ◇ 16	AW ◇ 16	AW ◇ 16																
Birmingham International . 68	d	18 09				20 10															
Birmingham New Street 1274,68	d	18 25				20 25															
Smethwick Galton Bridge 6 74,68	d	18 31				20 31															
Wolverhampton 68,74	d	18 43				20 43															
Telford Central 74	d	19 00				21 00															
Wellington (Shropshire) 74	d	19 07				21 05															
Shrewsbury 74	a	19 20				21 18															
	d	18 31	19 30		20 32	21 50															
Welshpool	d	18 53	19 52		20 53	22 12															
Newtown (Powys)	d	19 07	20 06		21 08	22 27															
Caersws	d	19 14	20 13		21 16	22 34															
Machynlleth	a	19 45	20 47		21 43	23 02															
	d	19 48	20 49	21 47	21 49	23 07															
Dovey Junction	d	19 57	20 57	21 53	21 57	23 13															
Borth	d	20 07	21 07		22 07	23 23															
Aberystwyth	a	20 20	21 20		22 20	23 36															
Penhelig	d			22x02																	
Aberdovey	d			22 06																	
Tywyn	a			22 15																	
	d			22 16																	
Tonfanau	d			22x20																	
Llwyngwrl	d			22x26																	
Fairbourne	d			22 35																	
Morfa Mawddach	d			22x36																	
Barmouth	a			22 46																	
	d			22 47																	
Llanaber	d			22x51																	
Talybont	d			22x54																	
Dyffryn Ardudwy	d			22x57																	
Llanbedr	d			23x01																	
Pensarn	d			23x04																	
Llandanwg	d			23x06																	
Harlech	a			23 12																	
	d			23 13																	
Tywyn	d			23x17																	
Talsarnau	d			23x20																	
Llandecwyn	d			23x23																	
Penrhyndeudraeth	d			23 26																	
Minffordd	d			23 30																	
Porthmadog	a			23 37																	
	d			23 38																	
Criccieth	d			23 46																	
Penychain	d			23x51																	
Abererch	d			23x54																	
Pwllheli	a			00 01																	

For connections from London Euston refer to Table T66

For connections from Manchester Piccadilly and Crewe refer to Table T131

Table T076-F

Saturdays

25 May to 14 December

**Birmingham - Shrewsbury - Aberystwyth,
Barmouth - Pwllheli**

	AW	AW	AW	AW	AW	AW	AW	AW	AW	AW	AW	AW	AW	AW	AW	AW	AW	AW				
Birmingham International . 68 ⇐ d																						
Birmingham New Street 12 74,68 d																						
Smethwick Galton Bridge 74,68 d																						
Wolverhampton 68,74 d																						
Telford Central 74 d																						
Wellington (Shropshire) 74 d																						
Shrewsbury 74 a																						
Welshpool																						
Newtown (Powys)																						
Caersws																						
Machynlleth																						
Dovey Junction	04 53	05 07	05 47	06 43	06 47	07 48	08 49	08 53	10 50	10 55	11 45	12 49	12 52	14 49	14 56	16 50	16 55	18 01	18 51	19 04	19 46	20 52
Borth	04 59	05 13	05 56	06 49	06 56	07 55	08 56	08 59	10 56	11 01	11 54	12 57	12 58	14 55	15 02	16 56	17 01	18 01	18 59	19 10	19 55	21 00
Aberystwyth	05 26	06 20		07 20	08 20	09 20		11 19	12 20	13 20		15 20		17 20		18 30	19 22	20 20	20 21	21 23		
Penhelg	05x22	06x58						09x08	11x10			13x07	15x11	17x10				19x19				
Aberdovey	05 26	07 02						09 12	11 14			13 11	15 15	17 14				19 23				
Tywyn	05 33	07 11						09 21	11 23			13 19	15 24	17 24				19 32				
Tonfanau	05x37	07x17						09x33	11x33			13x28	15x29	17x32				19x36				
Llwyngwril	05x43	07x24						09x39	11x40			13x34	15x35	17x39				19x43				
Fairbourne	05 52	07 32						09 48	11 48			13 43	15 44	17 47				19 51				
Morfa Mawddach	05x53	07x34						09x49	11x50			13x44	15x45	17x49				19x53				
Barmouth	06 04	07 45						09 59	11 59			13 54	15 55	17 58				20 02				
Llanaber		07 47						10 01	12 00			13 56	15 57	18 00				20 04				
Talybont		07x50						10x04	12x03			13x59	16x00	18x03				20x08				
Dyffryn Ardudwy		07x54						10x08	12x07			14x03	16x04	18x07				20x13				
Llanbedr		07x57						10x11	12x10			14x06	16x07	18x10				20x16				
Pensarn		08x01						10x15	12x14			14x10	16x11	18x14				20x20				
Llandanwg		08x03						10x17	12x17			14x12	16x13	18x16				20x22				
Harlech		08x05						10x19	12x19			14x14	16x15	18x18				20x24				
Tygwyn		08 11						10 25	12 25			14 20	16 21	18 24				20 30				
Talsarnau		08 25						10 27	12 28			14 31	16 29	18 33				20 30				
Llandecwyn		08x29						10x31	12x31			14x35	16x32	18x36				20x35				
Penrhyndeudraeth		08x31						10x33	12x34			14x37	16x35	18x39				20x37				
Minffordd		08x34						10x36	12x37			14x40	16x38	18x42				20x40				
Porthmadog		08 38						10 40	12 41			14 44	16 42	18 46				20 43				
Criccieth		08 42						10 44	12 44			14 48	16 45	18 49				20 47				
Penychain		08 49						10 51	12 52			14 55	16 53	18 57				20 55				
Abererch		08 50						10 52	12 52			14 56	16 53	18 57				20 55				
Pwllheli		08 57						10 59	13 00			15 03	17 00	19 04				21 03				
		09x02						11x04	13x05			15x08	17x05	19x09				21x09				
		09x06						11x08	13x08			15x12	17x08	19x12				21x12				
		09 13						11 14	13 15			15 20	17 16	19 19				21 18				

For connections from London Euston refer to Table T66

For connections from Manchester Piccadilly and Crewe refer to Table T131

Table T076-F

Sundays

19 May to 8 September

**Birmingham - Shrewsbury - Aberystwyth,
Barmouth - Pwllheli**

	AW	AW	AW		AW	AW	AW	AW	AW	AW	AW		AW	AW	AW													
Birmingham International . 68 d		◇	◇					◇	⌘																			
Birmingham New Street 1274,68 d								◇	⌘	⌘	⌘																	
Smethwick Galton Bridge 74,68 d																												
Wolverhampton 68,74 d								◇	⌘	⌘	⌘																	
Telford Central 74 d								◇	⌘	⌘	⌘																	
Wellington (Shropshire) 74 d								◇	⌘	⌘	⌘																	
Shrewsbury 74 a																												
Welshpool d	08 30																											
Newtown (Powys) d	08 52																											
Caersws d	09 06																											
Machynlleth a	09 13																											
Dovey Junction a	09 45																											
Borth d	08 50	09 47	10 10																									
Aberystwyth a	08 56	09 55	10 16																									
Penhelig d	09 06	10 05																										
Aberdovey d	09 20	10 20																										
Tywyn a			10x25																									
Tonfanau d			10 29																									
Llwyngwril d			10 35																									
Fairbourne d			10 36																									
Morfa Mawddach d			10x39																									
Barmouth a			10x47																									
Llanaber d			10 54																									
Talybont d			10x56																									
Dyffryn Ardudwy d			11 03																									
Llanbedr d			11 04																									
Pensarn d			11x08																									
Llandanwg d			11x11																									
Harlech a			11x15																									
Tygwyn d			11x19																									
Talsarnau d			11x21																									
Llandecwyn d			11x23																									
Penrhyndeudraeth d			11 30																									
Minffordd d			11 32																									
Porthmadog a			11x36																									
Criccieth d			11x39																									
Penychain d			11x42																									
Abererch d			11 46																									
Pwllheli a			11 49																									
			11 54																									
			11 57																									
			12 05																									
			12x11																									
			12x13																									
			12 21																									

A ⌘ from Shrewsbury

For connections from London Euston refer to Table T66

For connections from Manchester Piccadilly and Crewe refer to Table T131

Table T076-F

Sundays

15 September to 8 December

**Birmingham - Shrewsbury - Aberystwyth,
Barmouth - Pwllheli**

	AW	AW		AW	AW	AW	AW	AW	AW	AW	AW	AW		AW	AW	AW	AW																	
						◇	◇		◇		◇					◇	◇	◇	◇															
				≡		⚡	⚡		⚡	⚡	⚡	⚡				⚡	⚡	⚡	⚡															
Birmingham International . 68	d					09 51	09 51		12 07	14 07		16 07				18 08	18 08	20 08																
Birmingham New Street 1,2,74,68	d					10 04	10 04		12 24	14 24		16 24				18 24	18 24	20 24																
Smethwick Galton Bridge 3 74,68	d																																	
Wolverhampton 6, 68,74	d					10 22	10 22		12 42	14 44		16 44				18 43	18 43	20 44																
Telford Central	d					10 49	10 49		12 59	15 02		17 01				19 00	19 00	21 01																
Wellington (Shropshire)	d					10 57	10 57		13 05	15 08		17 07				19 06	19 06	21 07																
Shrewsbury	d					11 10	11 10		13 19	15 22		17 19				19 20	19 20	21 21																
Welshpool	d				08 30	11 28	11 28		13 28	15 28	16 29	17 27				18 28	19 27	19 27	21 28															
Newtown (Powys)	d				09 05	11 50	11 50		13 50	15 51	16 51	17 49				18 50	19 49	19 49	21 50															
Caersws	d				09 30	12 04	12 04		14 04	16 05	17 05	18 03				19 04	20 03	20 03	22 04															
Machynlleth	d				09 45	12 11	12 11		14 12	16 12	17 12	18 11				19 11	20 10	20 10	22 12															
	a				10 25	12 45	12 45		14 43	16 43	17 42	18 42				19 40	20 41	20 41	22 40															
Dovey Junction	d	08 50	09 47		10 25	10 49		12 50	13 51	14 48	16 48	17 45	18 48	18 55		19 42		20 47	22 46															
Borth	d	08 56	09 55		10 58			12 58	13 59	14 58	16 55	17 55	18 56	19 01		19 56		20 55	22 52															
Aberystwyth	d	09 06	10 05		10 50	11 08		13 08	14 09	15 08	17 05	18 05	19 06		20 06		21 05	23 02																
	a	09 20	10 20		11 10	11 20		13 21	14 21	15 20	17 20	18 20	19 20		20 20		21 20	23 15																
Penhelig	d												19x10																					
Aberdovey	d												19 14																					
Tywyn	a												19 20																					
	d												19 25																					
Tonfanau	d												19x29																					
Llwyngwrl	d												19x36																					
Fairbourne	d												19 44																					
Morfa Mawddach	d												19x45																					
Barmouth	a												19 52																					
	d												19 54																					
Llanaber	d												19x56																					
Talybont	d												20x01																					
Dyffryn Ardudwy	d												20x04																					
Llanbedr	d												20x08																					
Pensarn	d												20x11																					
Llandanwg	d												20x13																					
Harlech	a												20 20																					
	d												20 22																					
Tywyn	d												20x26																					
Talsarnau	d												20x29																					
Llandecwyn	d												20x32																					
Penrhyndeudraeth	d												20 36																					
Minffordd	d												20 39																					
Porthmadog	a												20 44																					
	d												20 45																					
Criccieth	d												20 53																					
Penychain	d												20x58																					
Abererch	d												21x01																					
Pwllheli	a												21 12																					

A To Machynlleth Carr. Sdgs. ⚡ from Shrewsbury B ⚡ from Shrewsbury C To Machynlleth Carr. Sdgs

For connections from London Euston refer to Table T66

For connections from Manchester Piccadilly and Crewe refer to Table T131

Table T076-R

Mondays to Fridays

20 May to 13 December

Pwllheli - Barmouth, Aberystwyth - Shrewsbury - Birmingham

Miles	Miles		AW MX	AW	AW	AW	AW	AW	AW	AW	AW	AW	AW	AW	AW	AW	AW	AW	AW	AW	AW	AW
			A	⌘	⌘	⌘	⌘	⌘	⌘	⌘	⌘	⌘	⌘	⌘	⌘	⌘	⌘	⌘	⌘	⌘	⌘	⌘
—	0	Pwllheli	d					06 29	07 24				09 34			11 37		13 38		15 37		
—	1¼	Abererch.....	d					06x32	07x27				09x37			11x40		13x41		15x40		
—	3¼	Penychain.....	d					06x35	07x30				09x40			11x43		13x44		15x43		
—	7¼	Criccieth.....	d					06 43	07 38				09 48			11 51		13 52		15 51		
—	12¼	Porthmadog.....	a					06 51	07 46				09 56			11 59		14 00		15 59		
—	—		d					06 53	07 47				09 57			12 01		14 02		16 01		
—	15	Minffordd.....	d					06 57	07 52				10 01			12 05		14 06		16 05		
—	16¼	Penrhyndeudraeth.....	d					07 01	07 56				10 05			12 09		14 10		16 09		
—	17	Llandecwyn.....	d					07x03	07x58				10x07			12x11		14x12		16x11		
—	18¼	Talsarnau.....	d					07x05	08x00				10x09			12x13		14x14		16x13		
—	19	Tygwyn.....	d					07x08	08x03				10x12			12x16		14x17		16x16		
—	21¼	Harlech.....	a					07 15	08 09				10 20			12 24		14 25		16 24		
—	—		d					07 17	08 21				10 29			12 28		14 28		16 29		
—	23¼	Llandanwg.....	d					07x22	08x25				10x34			12x33		14x33		16x34		
—	24¼	Pensarn.....	d					07x23	08x27				10x35			12x34		14x34		16x35		
—	30¼	Llanbedr.....	d					07x26	08x29				10x38			12x37		14x37		16x38		
—	27	Dyffryn Ardudwy.....	d					07x30	08x33				10x42			12x41		14x41		16x42		
—	28¼	Talybont.....	d					07x33	08x36				10x45			12x44		14x44		16x45		
—	25	Llanaber.....	d					07x37	08x41				10x49			12x48		14x48		16x49		
—	32	Barmouth	a					07 42	08 45				10 54			12 53		14 53		16 54		
—	—		d			06 45		07 46	08 52				10 59			12 55		14 55		16 56		
—	33¼	Morfa Mawddach.....	d			06x49		07x50	08x56				11x07			12x59		14x59		17x00		
—	34¼	Fairbourne.....	d			06 53		07 54	09 00				11 07			13 03		15 03		17 04		
—	37¼	Llwyngwrl.....	d			06x59		08x01	09x06				11x14			13x09		15x09		17x10		
—	41¼	Tonfanau.....	d			07x06		08x09	09x13				11x21			13x16		15x16		17x17		
—	44¼	Tywyn.....	d			07 13		08 12	09 20				11 27			13 23		15 24		17 24		
—	—		d			07 14		08 16	09 27				11 30			13 25		15 26		17 27		
—	47¼	Aberdovey.....	d			07 20		08 22	09 33				11 36			13 31		15 32		17 33		
—	48¼	Penhelig.....	d			07x23		08x24	09x35				11x38			13x33		15x35		17x35		
0	—	Aberystwyth	d		05 30	06 30		07 30	08 30		09 30		11 30	12 30		13 30		15 30		17 30		18 32
8¼	—	Borth.....	d		05 43	06 43		07 43	08 43		09 43		11 43	12 43		13 43		15 43		17 43		18 45
16¼	53¼	Dovey Junction ⌘	d	00 03	05 53	06 53	07 35	07 53	08 38	08 58	09 47	09 53	11 49	11 53	12 57	13 45	13 53	15 46	15 53	17 47	17 53	18 56
20¼	57¼	Machynlleth ⌘	a	00 12	06 00	07 00	07 43	08 00	08 45	09 05	09 54	10 00	11 57	12 01	13 04	13 52	14 00	15 54	16 00	17 55	18 00	19 03
—	—		d		06 01	07 04		08 05	09 06	10 08			12 04	13 06		14 07	16 08		18 05	19 09		
42¼	—	Caersws.....	d		06 28	07 31		08 28	09 33	10 35			12 32	13 33		14 34	16 31		18 30	19 32		
47¼	—	Newtown (Powys).....	d		06 35	07 38		08 39	09 40	10 42			12 39	13 40		14 41	16 42		18 41	19 43		
61¼	—	Welshpool.....	d		06 50	07 52		08 54	09 55	10 56			12 54	13 54		14 55	16 56		18 56	19 57		
81¼	—	Shrewsbury	74 d		07 12	08 14		09 16	10 17	11 18			13 16	14 18		15 19	17 20		19 18	20 22		
—	—		d		07 33			09 33		11 33			13 34			15 33	17 33		19 33			
92	—	Wellington (Shropshire).....	74 d		07 46			09 46		11 46			13 48			15 46	17 46		19 46			
96	—	Telford Central.....	74 d		07 53			09 53		11 53			13 54			15 53	17 53		19 53			
112	—	Wolverhampton ⌘	68,74 a		08 11			10 10		12 11			14 10			16 10	18 11		20 11			
120¼	—	Smethwick Galton Bridge ⌘	68,74 a		08 22			10 21		12 22			14 23			16 22	18 22		20 22			
124¼	—	Birmingham New Street ⌘	74,68 a		08 29			10 30		12 30			14 30			16 30	18 30		20 29			
—	—	Birmingham International.....	68 ⇐ a		08 50			10 49		12 49			14 50			16 49	18 50		20 49			

A From Aberystwyth

B ⇐ from Machynlleth

For connections to London Euston refer to Table T66









For connections to Crewe and Manchester Piccadilly refer to Table T131

Table T076-R

Mondays to Fridays

20 May to 13 December

Pwllheli - Barmouth, Aberystwyth - Shrewsbury - Birmingham

	AW	AW	AW	AW	AW	AW	AW													
	◇	◇			◇															
Pwllheli	d	17 42						20 26												
Abererch	d	17x45						20x29												
Penychain	d	17x48						20x32												
Criccieth	d	17 56						20 40												
Porthmadog	a	18 04						20 48												
Minffordd	d	18 06						20 55												
Penrhyndeudraeth	d	18 10						20 59												
Llandecwyn	d	18 14						21 03												
Talsarnau	d	18x16						21x05												
Tywyn	d	18x18						21x07												
Harlech	d	18x21						21x10												
Llandanwg	a	18 27						21 17												
Pensarn	d	18 30						21 19												
Llanbedr	d	18x36						21x24												
Dyffryn Ardudwy	d	18x37						21x25												
Talybont	d	18x39						21x28												
Llanaber	d	18x43						21x32												
Barmouth	d	18x46						21x35												
Morfa Mawddach	d	18x50						21x40												
Fairbourne	a	18 55						21 44												
Llwyngrïl	d	18 57						21 46												
Tonfanau	d	19x01						21x50												
Tywyn	d	19 05						21 54												
Aberdovey	d	19x12						22x01												
Penhelig	d	19x19						22x08												
Aberystwyth	a	19 25						22 14												
Borth	d	19 34						22 17												
Dovey Junction 	d	19 40						22 23												
Machynlleth 	d	19x43						22x25												
Aberystwyth	d	19 30		20 30	21 30			22 30	23 40											
Borth	d	19 43		20 43	21 43			22 43	23 53											
Dovey Junction 	d	19 56	19 59	20 55	21 56	22 38	22 53	00 03												
Machynlleth 	a	20 04	20 06	21 04	22 05	22 45	23 02	00 12												
Caersws	d	20 11																		
Newtown (Powys)	d	20 34																		
Welshpool	d	20 44																		
Welshpool	d	20 59																		
Shrewsbury	74 a	21 21																		
Shrewsbury	d	21 33																		
Wellington (Shropshire)	74 d	21 47																		
Telford Central	74 d	21 53																		
Wolverhampton 	68,74 a	22 11																		
Smethwick Galton Bridge 	68,74 a	22 22																		
Birmingham New Street 	68,74,68 a	22 31																		
Birmingham International 	68 a																			

For connections to London Euston refer to Table T66

For connections to Crewe and Manchester Piccadilly refer to Table T131

Table T076-R

Saturdays

25 May to 14 December

Pwllheli - Barmouth, Aberystwyth - Shrewsbury - Birmingham

	AW	AW	AW	AW	AW	AW	AW	AW	AW	AW	AW	AW	AW	AW	AW	AW	AW	AW	AW	AW	AW	AW	AW
	A	◊	◊	◊	◊	◊	◊	◊	◊	◊	◊	◊	◊	◊	◊	◊	◊	◊	◊	◊	◊	◊	◊
	⌘	⌘	⌘	⌘	⌘	⌘	⌘	⌘	⌘	⌘	⌘	⌘	⌘	⌘	⌘	⌘	⌘	⌘	⌘	⌘	⌘	⌘	⌘
Pwllheli	d					06 29	07 24	09 34															
Abererch.....	d					06x32	07x27	09x37															
Penychain.....	d					06x35	07x30	09x40															
Criccieth.....	d					06 43	07 38	09 48															
Porthmadog.....	a					06 51	07 46	09 56															
Minffordd.....	d					06 53	07 47	09 58															
Penrhyndeudraeth.....	d					06 57	07 52	10 02															
Llandecwyn.....	d					07 01	07 56	10 06															
Talsarnau.....	d					07x03	07x58	10x08															
Tygwyn.....	d					07x05	08x00	10x10															
Harlech.....	a					07x08	08x03	10x13															
Llandanwg.....	d					07 15	08 09	10 21															
Pensarn.....	d					07 17	08 21	10 28															
Llanbedr.....	d					07 19	08 21	10 28															
Dyffryn Ardudwy.....	d					07x22	08x25	10x33															
Talybont.....	d					07x23	08x27	10x34															
Llanaber.....	d					07x26	08x29	10x37															
Barmouth	a					07x30	08x33	10x41															
Morfa Mawddach.....	d					07 42	08 45	10 53															
Fairbourne.....	d					07 46	08 52	10 59															
Llwyngwril.....	d					06x49	07x50	08x56															
Tonfanau.....	d					06 53	07 54	09 00															
Tywyn.....	a					06x59	07x06	09x06															
Aberdovey.....	d					07x06	08x09	09x13															
Penhelig.....	d					07 13	08 12	09 20															
Aberystwyth	d					07 14	08 16	09 27															
Borth.....	d					07 20	08 22	09 33															
Dovey Junction.....	d					07x23	08x24	09x35															
Machynlleth	a					08x24	09x35	11x39															
Caersws.....	d					08 30	09 30	11 30															
Newtown (Powys).....	d					08 30	09 30	11 30															
Welshpool.....	d					08 30	09 30	11 30															
Shrewsbury	74 a					08 30	09 30	11 30															
Wellington (Shropshire).....	74 d					08 30	09 30	11 30															
Telford Central.....	74 d					08 30	09 30	11 30															
Wolverhampton	68,74 a					08 30	09 30	11 30															
Smethwick Galton Bridge.....	68,74 a					08 30	09 30	11 30															
Birmingham New Street	12,74,68 a					08 29	10 30	12 31															
Birmingham International.....	68 a					08 49	10 50	12 50															

A From Aberystwyth

B ⌘ from Machynlleth ◊ to Machynlleth

C ⌘ from Machynlleth

For connections to London Euston refer to Table T66

For connections to Crewe and Manchester Piccadilly refer to Table T131

